



HELLA GmbH & Co. KGaA  
59552 Lippstadt

FS191S

Copyright Protection: Confidential - ISO 1

# User Manual

## FS191S

### Passive Entry / Passive Start radio identification devices

This document is confidential. Its contents are not to be exploited, passed on or disclosed to third parties without our express permission. All rights are reserved.

**Date:**  
2022-09-07

**Processed:**  
O. Kushova E-CA-D-HW

**Revision:** 1.2

**Page** 1 of 10



HELLA GmbH & Co. KGaA  
59552 Lippstadt

# FS191S

Copyright Protection: Confidential - ISO 1

## Content

1	FS191S family overview	3
2	Safety warnings and precautions	3
3	Communication technologies	4
4	FS191S Technical data summary	5
5	FS191S pictures	6
6	FS191S Modes of operation	10
6.1	Remote keyless entry (RKE)	10
6.2	Keyless Entry / Keyless Go (PKE)	10
6.3	Transponder mode	10
7	Statement:	10

**Date:**  
2022-09-07

**Processed:**  
O. Kushova E-CA-D-HW

**Revision: 1.2**

**Page 2 of 10**



HELLA GmbH & Co. KGaA  
59552 Lippstadt


# FS191S


Copyright Protection: Confidential - ISO 1

## 1 FS191S family overview

This document is to describe the FS191S family of Radio Identification Devices (RID) intended for use in automotive Passive Entry / Passive Start systems. All family members use the same PCB layout and basic type of housing. There are different variants regarding number of buttons, finish of the housing, labelling of the housing etc. Images of the devices are given in chapter 5.

## 2 Safety warnings and precautions

	Do not ingest battery, Chemical Burn Hazard
	This product contains a coin / button cell battery. If the coin / button cell battery is swallowed, it can cause severe internal burns in just 2 hours and can lead to death.
	Keep new and used batteries away from children. Should a child swallow a battery, consult a physician immediately.
	If the battery compartment does not close securely, stop using the product and keep it away from children.
	If you think batteries might have been swallowed or placed inside any part of the body, seek immediate medical attention.

	<b>CAUTION</b>
	Risk of explosion if the battery is replaced by an incorrect type
	Keep batteries away from direct sunlight, high temperature, and high humidity

Please be sure to observe the following warnings. As batteries contains flammable substances such as lithium or other organic solvents, they may cause heating, rupture or ignition

### Warning

1. Do not charge, short, disassemble, deform or heat batteries. Do not throw batteries into fire.
2. When discarding batteries, insulate the positive and negative terminals of batteries with insulating tape, etc. When disposed of improperly, lithium batteries may short, causing them to become hot, burst or ignite.

### Caution

1. Be sure to connect the positive and negative electrodes correctly.
2. Avoid mixed use of batteries, i.e. new, used or different types.
3. Avoid direct soldering to batteries.

Date:  
2022-09-07

Processed:  
O. Kushova E-CA-D-HW

Revision: 1.2

Page 3 of 10



HELLA GmbH & Co. KGaA  
59552 Lippstadt

# FS191S

Copyright Protection: Confidential - ISO 1

## 3 Communication technologies

There are two basic communication technologies implemented in the FS191S devices:

- Low Frequency (LF) communication, used for waking up the devices and for communication with the immobilizer system of the vehicle
- RF (UHF) communication, used for communication between radio identification devices and vehicle

This document is confidential. Its contents are not to be exploited, passed on or disclosed to third parties without our express permission. All rights are reserved.

**Date:**  
2022-09-07

**Processed:**  
O. Kushova E-CA-D-HW

**Revision: 1.2**

**Page 4 of 10**



HELLA GmbH & Co. KGaA  
59552 Lippstadt

# FS191S

Copyright Protection: Confidential - ISO 1

## 4 FS191S Technical data summary

Markets	USA, Canada	
Model name	<b>FS191S</b>	
DC Supply voltage range	Approx. 2.2V to 3.2 V	
<b>Technology</b>		
<b>RF (UHF)</b>	Number of RF channels <sup>(1)</sup>	3
	RF channel frequencies <sup>(1)</sup>	433.46 MHz 433.92 MHz 434.36 MHz
	RF radiated power	Approx. 78 dB $\mu$ V/m @ 3m (average)
	Mode of operation	Simplex TX only (RKE mode) Half duplex TRX (PKE mode)
	Modulation method	FSK (F1D)
	Frequency deviation	+/- 7.8 KHz (RKE mode) +/- 20 KHz (PKE mode)
	Data rate	7.8 Kbit / s (RKE mode) 19.2 Kbit / s (PKE mode)
	RF Antenna	Integrated PCB loop
<b>LF</b>	Operating frequency	125 kHz
	Modes of operation	LF detector Passive Transponding

(1) Not all channels may be used for every RF mode of operation

**Table 1: Versions of Hella FS191S**

**Date:**  
2022-09-07

**Processed:**  
O. Kushova E-CA-D-HW

**Revision: 1.2**

**Page 5 of 10**



HELLA GmbH & Co. KGaA  
59552 Lippstadt

# FS191S

Copyright Protection: Confidential - ISO 1

## 5 FS191S pictures

The following illustrations show the exterior view of the FS191S devices. The images are exemplary, other designs e.g. with less buttons or less side buttons or different button labels or different button positions or different colors or different customer label or different finish may exist.



Picture 1: FS191S (3 top buttons, no side button) top



Picture 2: FS191S (3 top buttons, no side button) top



Picture 3: FS191S (4 top buttons, no side button) top



Picture 4: FS191S (4 top buttons, no side button) top



Picture 5: FS191S (4 top buttons, no side button) top



Picture 6: FS191S (5 top buttons, no side button) top

This document is confidential. Its contents are not to be exploited, passed on or disclosed to third parties without our express permission. All rights are reserved.

Date:  
2022-09-07

Processed:  
O. Kushova E-CA-D-HW

Revision: 1.2

Page 6 of 10



HELLA GmbH & Co. KGaA  
59552 Lippstadt

# FS191S

Copyright Protection: Confidential - ISO 1



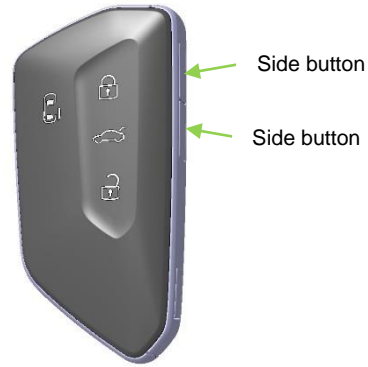
Picture 7: FS191S (5 top buttons, no side button) top



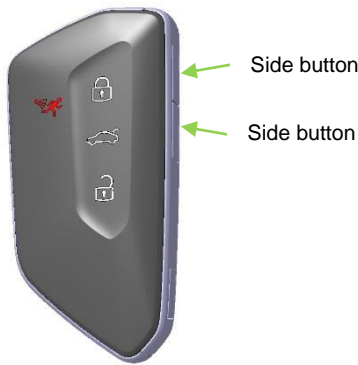
Picture 8: FS191S (5 top buttons, no side button) top



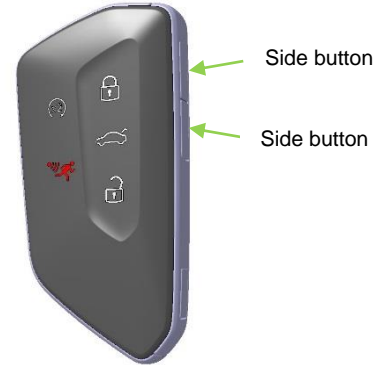
Picture 9: FS191S (3 top buttons, 2 side buttons) top



Picture 10: FS191S (4 top buttons, 2 side buttons) top



Picture 11: FS191S (4 top buttons, 2 side buttons) top



Picture 12: FS191S (5 top buttons, 2 side buttons) top

This document is confidential. Its contents are not to be exploited, passed on or disclosed to third parties without our express permission. All rights are reserved.

Date:  
2022-09-07

Processed:  
O. Kushova E-CA-D-HW

Revision: 1.2

Page 7 of 10



HELLA GmbH & Co. KGaA  
59552 Lippstadt

# FS191S

Copyright Protection: Confidential - ISO 1



Picture 13: FS191S (VW, no side button) back



Picture 14: FS191S (Seat, no side button) back



Picture 15: FS191S (Skoda, no side button) back



Picture 16: FS191S (Cupra, no side button) back



Picture 17: FS191S (Ford, no side button) back

Date:  
2022-09-07

Processed:  
O. Kushova E-CA-D-HW

Revision: 1.2

Page 8 of 10

This document is confidential. Its contents are not to be exploited, passed on or disclosed to third parties without our express permission. All rights are reserved.





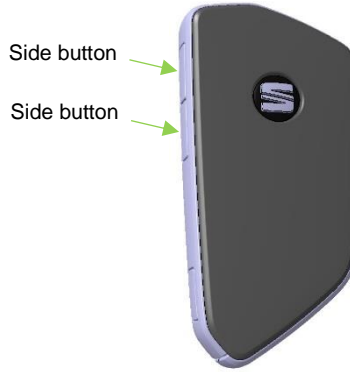
HELLA GmbH & Co. KGaA  
59552 Lippstadt

# FS191S

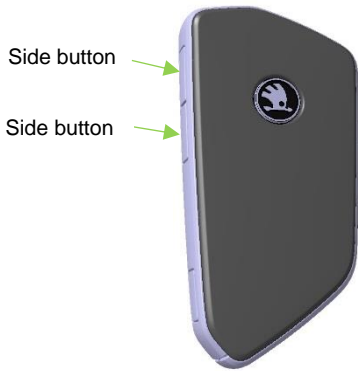
Copyright Protection: Confidential - ISO 1



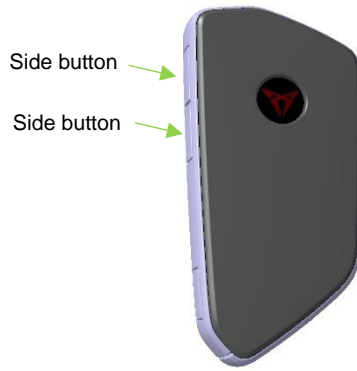
Picture 18: FS191S (VW, 2 side buttons) back



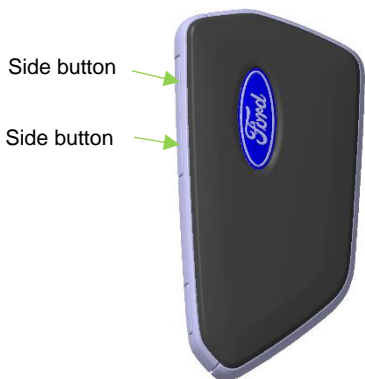
Picture 19: FS191S (Seat, 2 side buttons) back



Picture 20: FS191S (Skoda, 2 side buttons) back



Picture 21: FS191S (Cupra, 2 side buttons) back



Picture 22: FS191S (Ford, 2 side buttons) back

Date:  
2022-09-07

Processed:  
O. Kushova E-CA-D-HW

Revision: 1.2

Page 9 of 10

This document is confidential. Its contents are not to be exploited, passed on or disclosed to third parties without our express permission. All rights are reserved.



HELLA GmbH & Co. KGaA  
59552 Lippstadt

# FS191S

Copyright Protection: Confidential - ISO 1

## 6 FS191S Modes of operation

The following chapters describe the modes of operation that can be carried out by the FS191S devices.

### 6.1 Remote keyless entry (RKE)

The Remote Keyless Entry (RKE) functions enable the user to control the central locking system and other functions of a vehicle from a distance. It is always manually activated by pressing one of the buttons on the device. When activated, the device will transmit a sequence of RF messages on two of the available RF channels.

### 6.2 Keyless Entry / Keyless Go (PKE)

Keyless Entry / Keyless Go functions allow the user control of the central locking system and engine start / stop without manual operation of the key. For these functions the devices can be woken up by a 125 kHz low frequency (LF) signal generated by the vehicle. For recognition of LF signals the devices contain a set of 3 orthogonal sensor coils (LF antenna array) and a detection circuit that is integrated in the main  $\mu$ C. For Keyless Entry / Keyless Go functions RF communication takes place in half duplex mode on two of the available RF channels.

### 6.3 Transponder mode

The transponder mode serves as a backup means for communication with the immobilizer system if the Keyless Go function is not available for any reason. In transponder mode the device is supplied from the magnetic field generated by the immobilizer system of the vehicle and communicates with the vehicle using damping modulation. The nominal working frequency of the transponder system is 125 KHz. No active RF communication is used in transponder mode. Therefore, the device does not generate or emit any RF energy in this mode.

## 7 Statement:

This device complies with Part 15 of the FCC Rules. Operation is subject to the following two conditions:

- (1) this device may not cause harmful interference, and
- (2) this device must accept any interference received, including interference that may cause undesired operation.

Date:  
2022-09-07

Processed:  
O. Kushova E-CA-D-HW

Revision: 1.2

Page 10 of 10