

Annex 4: Test setup photographs 21-1-0126102T01a-A4

Number of pages:	10	Date of Report:	2022-Mar-25
Testing company:	CETECOM GmbH Im Teelbruch 116 45219 Essen Germany Tel. + 49 (0) 20 54 / 95 19-0 Fax: + 49 (0) 20 54 / 95 19-150	Applicant:	Hella GmbH & Co. KGaA
Product: Model:	Advanced Driver Assistance System RS6.0		
FCC ID:	NBG01RS60B1	IC:	2694A-RS60B1
Testing has been carried out in accordance with:	47 CFR Part 95 RSS-Gen, Issue 5 + Amendment 2 RSS-251, Issue 2 Deviations, modifications or clarifications (if any) to above mentioned documents are written in each section under "Test method and limit".		

Table of Contents

1	Test setup photographs	3
	Photograph 1 : EUT 1 test setup in the fully anechoic chamber, close up view_EUT elevation 90° TT_0°	3
	Photograph 2 : EUT 1 test setup in the fully anechoic chamber, overview_EUT elevation 90° TT_0°	3
	Photograph 3 : EUT 2 test setup in the fully anechoic chamber, close up view_EUT elevation 90° TT_30°	4
	Photograph 4 : EUT 2 test setup in the fully anechoic chamber, overview_EUT elevation 90° TT_30°	4
	Photograph 5 : EUT test setup in the semi anechoic chamber, close up view_EUT elevation 0°	5
	Photograph 6 : EUT test setup in the semi anechoic chamber, overview_EUT elevation 0°	5
	Photograph 7 : EUT test setup in the semi anechoic chamber, close up view_EUT elevation 90°	6
	Photograph 8 : EUT test setup in the semi anechoic chamber, overview_EUT elevation 90°	6
	Photograph 9 : EUT test setup in the semi anechoic chamber, close up view_EUT elevation 0°	7
	Photograph 10 : EUT test setup in the semi anechoic chamber, overview_EUT elevation 0°	7
	Photograph 11 : EUT test setup in the semi anechoic chamber, close up view_EUT elevation 90°	8
	Photograph 12 : EUT test setup in the semi anechoic chamber, overview_EUT elevation 90°	8
	Photograph 13 : EUT setup in Extreme Condition measurement, close up view	9
	Photograph 14 : EUT setup in Extreme Condition measurement, close up view	9
	Photograph 15 : EUT setup in Extreme Condition measurement, overview	10

1 Test setup photographs



Photograph 1: EUT 1 test setup in the fully anechoic chamber, close up view_EUT elevation 90° TT_0°



Photograph 2: EUT 1 test setup in the fully anechoic chamber, overview_EUT elevation 90° TT_0°



Photograph 3: EUT 2 test setup in the fully anechoic chamber, close up view_EUT elevation 90°_TT_30°




Photograph 4: EUT 2 test setup in the fully anechoic chamber, overview_EUT elevation 90°_TT_30°




Photograph 5: EUT test setup in the semi anechoic chamber, close up view_EUT elevation 0°




Photograph 6: EUT test setup in the semi anechoic chamber, overview_EUT elevation 0°



Photograph 7: EUT test setup in the semi anechoic chamber, close up view_EUT elevation 90°



Photograph 8: EUT test setup in the semi anechoic chamber, overview_EUT elevation 90°



Photograph 9: EUT test setup in the semi anechoic chamber, close up view_EUT elevation 0°



Photograph 10: EUT test setup in the semi anechoic chamber, overview_EUT elevation 0°



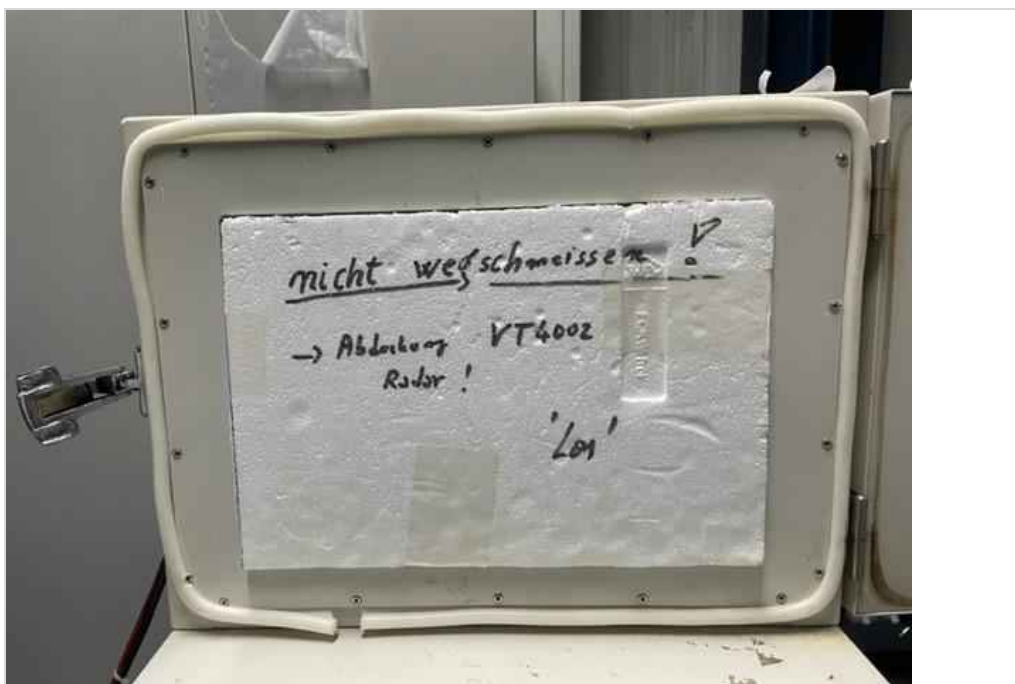
Photograph 11: EUT test setup in the semi anechoic chamber, close up view_EUT elevation 90°



Photograph 12: EUT test setup in the semi anechoic chamber, overview_EUT elevation 90°



Photograph 13: EUT setup in Extreme Condition measurement, close up view



Photograph 14: EUT setup in Extreme Condition measurement, close up view



Photograph 15: EUT setup in Extreme Condition measurement, overview

End Of Annex 4