

Annex 2: External photographs of EUT and AE to  
**TEST REPORT**  
No.: 20-1-0087101T03a-C2



According to:  
**47 CFR Part 95**  
**RSS-Gen Issue 5**  
**RSS-251 Issue 2**

for

**Hella GmbH & Co. KGaA**

**RS5.4**  
**Advanced Driver Assistance System**

**FCC ID: NBG01RS54A**  
**ISED ID: 2694A-RS54A**

| Laboratory Accreditation  |
|---|
|   <p>Deutsche<br/>Akkreditierungsstelle<br/>D-PL-12047-01-01<br/>D-PL-12047-01-03<br/>D-PL-12047-01-04</p>  |
| accredited according to DIN EN ISO/IEC 17025  |
| <p><b>CETECOM GmbH</b><br/>Laboratory Radio Communications &amp; Electromagnetic Compatibility<br/>Im Teelbruch 116 • 45219 Essen • Germany<br/>Registered in Essen, Germany, Reg. No.: HRB Essen 8984<br/>Tel.: + 49 (0) 20 54 / 95 19-0 • Fax: + 49 (0) 20 54 / 95 19-150<br/>E-mail: <a href="mailto:contact@cetecom.com">contact@cetecom.com</a> • Internet: <a href="http://www.cetecom.com">www.cetecom.com</a></p> |

## Table of contents

|  |          |
|--|----------|
| <b>1. EUT EXTERNAL PHOTOGRAPHS .....</b> | <b>3</b> |
| <b>2. AE EXTERNAL PHOTOGRAPHS .....</b>  | <b>7</b> |

## 1. EUT external photographs



Photograph 1: Top side view, EUT A



Photograph 2: Bottom side view, EUT A




**Photograph 3: Rear side view, EUT A**




**Photograph 4: Front side view, EUT A**




**Photograph 5: Left side view, EUT A**



**Photograph 6: Right side view, EUT A**




Photograph 7: Top side view, EUT B




Photograph 8: Bottom side view, EUT B

## 2. AE external photographs



**Photograph 9: Cable for power supply, AE 1**



**Photograph 10: Cable for power supply and Gateway, AE 2**

**End of the Annex**