


Appendix 1: EUT Test Setup Photographs


Front View of Conducted Test - PIFA Antenna




Back View of Conducted Test - PIFA Antenna



Radiated Emission Test - PIFA Antenna



Radiated Emission Test (Horn) - PIFA Antenna




Front View of Conducted Test - Dipole Antenna



Back View of Conducted Test - Dipole Antenna



Radiated Emission Test - Dipole Antenna



Radiated Emission Test (Horn) - Dipole Antenna

