


PROPOSED FCC and IC ID LABEL AND LOCATION

Label Location Next Gen ECU




Next GEN ECU

«K» Bendix CVS
SmarTire TPMS 2.0


 **K138362 NRRR**
SN: *////////*
DOM: WWYY
250K Baud


Mounting Hardware M6
Torque setting :
10 ± 1.0 N.m
(7.5 ± 1.0 ft.Lb)



e11 **CE**
XXXXXX
XXX-XXXXXX

E11

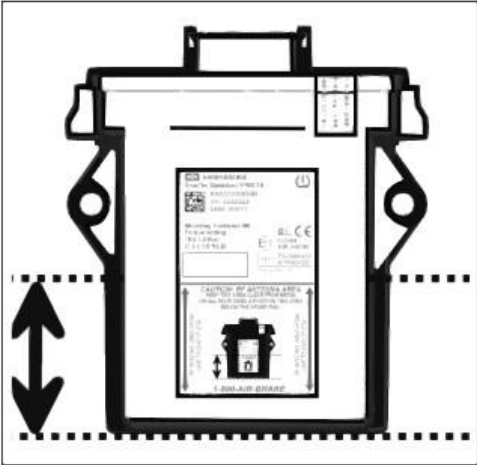
 **TA-2006/453**
APPROVED



Pat. No. 8907774
FCC ID NATRXK123716
C ID 3323A-K123716

CAUTION: RF ANTENNA AREA
KEEP THIS AREA CLEAR FROM METAL
ON ALL FOUR SIDES & POSITION THIS AREA
BELOW THE FRAME RAIL.


RF ANTENNA AREA FROM LINE TO END OF ECU




RF ANTENNA AREA FROM LINE TO END OF ECU


1-800-AIR-BRAKE

Next GEN ECU

(((K))) Bendix CVS 

SmarTire TPMS 2.0


 **K138367 NRRR**



SN: 


DOM: WWYY

500K Baud

Mounting Hardware M6
Torque setting :
10 ± 1.0 N.m
(7.5 ± 1.0 ft.Lb)



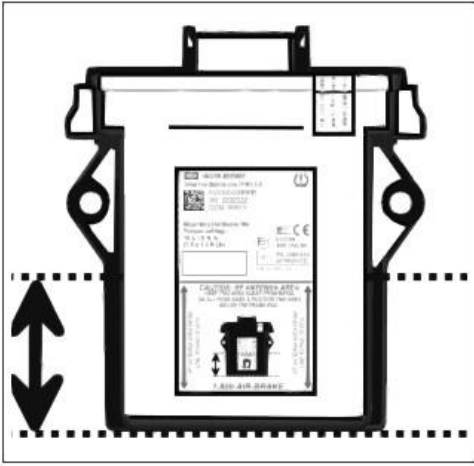
 **e11** 
XXXXXX
XXX-xxxxxx

 **TA-2006/453
APPROVED**

**Pat. No. 8907774
FCC ID NATRXK123716
IC ID 3323A-K123716**

**CAUTION: RF ANTENNA AREA
KEEP THIS AREA CLEAR FROM METAL
ON ALL FOUR SIDES & POSITION THIS AREA
BELOW THE FRAME RAIL.**

**RF ANTENNA AREA FROM
LINE TO END OF ECU**





**RF ANTENNA AREA FROM
LINE TO END OF ECU**

1-800-AIR-BRAKE


Next GEN ECU


«K» Bendix CVS
SmarTire TPMS 2.0




 **K123716NRRF**
SN: ~~LLLLLLL~~
DOM: WWYY
250K Baud

Mounting Hardware M6
Torque setting :
10 ± 1.0 N.m
(7.5 ± 1.0 ft.Lb)

 **E11** **XXXXXX**
XXX-xxxxxx

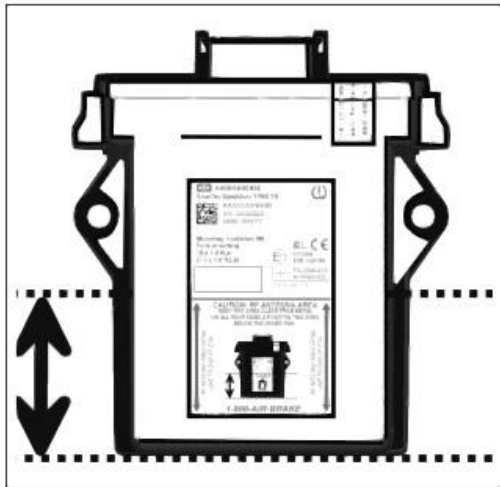
 **XXXXXX**
XXX-xxxxxx

 **TA-2006/453**
APPROVED

Pat. No. 8907774
FCC ID NATRXK123716
IC ID 3323A-K123716

CAUTION: RF ANTENNA AREA
KEEP THIS AREA CLEAR FROM METAL
ON ALL FOUR SIDES & POSITION THIS AREA
BELOW THE FRAME RAIL.


RF ANTENNA AREA FROM
LINE TO END OF ECU





RF ANTENNA AREA FROM
LINE TO END OF ECU

1-800-AIR-BRAKE



Next GEN ECU


 **Bendix CVS**
SmarTire TPMS 2.0



 **K138357NRRR**
SN: *////////*
DOM: WWYY
500K Baud

Mounting Hardware M6
Torque setting :
10 ± 1.0 N.m
(7.5 ± 1.0 ft.Lb)

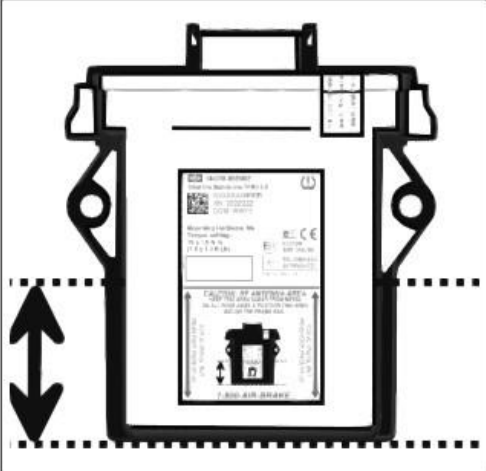
 **e11** 
XXXXXX
XXX-xxxxxx

 **TA-2006/453**
APPROVED

Pat. No. 8907774
FCC ID NATRXK123716
IC ID 3323A-K123716

CAUTION: RF ANTENNA AREA
KEEP THIS AREA CLEAR FROM METAL
ON ALL FOUR SIDES & POSITION THIS AREA
BELOW THE FRAME RAIL.

RF ANTENNA AREA FROM
LINE TO END OF ECU



RF ANTENNA AREA FROM
LINE TO END OF ECU

1-800-AIR-BRAKE

The following picture shows the location of the label

