



STC Test Report

Date: 2014-05-29

Page 1 of 21

No. : MH190264

Applicant (EWI001): Ewig Industries Macao Commercial Offshore Limited
Rua De Pequim Macau Finance Centre 14E, Macau.

Description of Sample(s): Submitted sample(s) said to be
Product: RF WIRELESS SILENT ALARM
CLOCK
Brand Name: EWIG
Model Number: CDN103
FCC ID: N9ZCDN103

Date Sample(s) Received: 2014-04-24

Date Tested: 2014-05-27

Investigation Requested: Perform ElectroMagnetic Interference measurement in accordance with FCC 47CFR [Codes of Federal Regulations] Part 15: 2013 and ANSI C63.4: 2009 for FCC Certification.

Conclusion(s): The submitted product COMPLIED with the requirements of Federal Communications Commission [FCC] Rules and Regulations Part 15. The tests were performed in accordance with the standards described above and on Section 2.2 in this Test Report.

Remark(s): ---


Dr. LEE Kam Chuen

Authorized Signatory

ElectroMagnetic Compatibility Department

For and on behalf of

The Hong Kong Standards and Testing Centre Ltd.

The Hong Kong Standards and Testing Centre Ltd.

10 Dai Wang Street, Taipo Industrial Estate, N.T., Hong Kong

Tel: (852) 2666 1888 Fax: (852) 2664 4353 Homepage: www.hkstc.org E-mail: hkstc@hkstc.org

This report shall not be reproduced unless with prior written approval from the Hong Kong Standards and Testing Centre Ltd.
For full text of "Conditions of Issuance of Test Report", please refer to overleaf or refer to the website of Homepage.



STC Test Report

Date: 2014-05-29

Page 2 of 21

No. : MH190264

CONTENT:

Cover	Page 1 of 21
Content	Page 2-3 of 21
<u>1.0</u> <u>General Details</u>	
1.1 Equipment Under Test [EUT] Description of EUT operation	Page 4 of 21
1.2 Date of Order	Page 4 of 21
1.3 Submitted Sample(s)	Page 4 of 21
1.4 Test Duration	Page 4 of 21
1.5 Country of Origin	Page 4 of 21
<u>2.0</u> <u>Technical Details</u>	
2.1 Investigations Requested	Page 5 of 21
2.2 Test Standards and Results Summary	Page 5 of 21
<u>3.0</u> <u>Test Results</u>	
3.1 Emission	Page 6-9 of 21
3.2 Bandwidth Measurement	Page 10-11 of 21

The Hong Kong Standards and Testing Centre Ltd.

10 Dai Wang Street, Taipo Industrial Estate, N.T., Hong Kong
Tel: (852) 2666 1888 Fax: (852) 2664 4353 Homepage: www.hkstc.org E-mail: hkstc@hkstc.org

This report shall not be reproduced unless with prior written approval from The Hong Kong Standards and Testing Centre Ltd.
For Conditions of Issuance of this test report, please refer to the overleaf or Homepage



STC Test Report

Date: 2014-05-29

Page 3 of 21

No. : MH190264

Appendix A

List of Measurement Equipment

Page 12 of 21

Appendix B

Duty Cycle Correction During 68.8 msec

Page 13-14 of 21

Appendix C

A manually Operation

Page 15-16 of 21

Appendix D

Photographs

Page 17-21 of 21

The Hong Kong Standards and Testing Centre Ltd.

10 Dai Wang Street, Taipo Industrial Estate, N.T., Hong Kong

Tel: (852) 2666 1888 Fax: (852) 2664 4353 Homepage: www.hkstc.org E-mail: hkstc@hkstc.org

This report shall not be reproduced unless with prior written approval from The Hong Kong Standards and Testing Centre Ltd.
For Conditions of Issuance of this test report, please refer to the overleaf or Homepage



STC Test Report

Date: 2014-05-29

Page 4 of 21

No. : MH190264

1.0 General Details

1.1 Equipment Under Test [EUT] Description of Sample(s)

Submitted sample(s) said to be

Product: RF WIRELESS SILENT ALARM CLOCK
Manufacturer: Q&S Manufacturing Co., Ltd.
Yin Shan Industrial District, Fu Gang Village, Xiang Mang West
Road, Qing Xi Town, Dongguan City, Guang Dong Province,
China
Brand Name: EWIG
Model Number: CDN103
Rating: 4.5Vd.c. ("AAA" size battery x 3)

1.1.1 Description of EUT Operation

The Equipment Under Test (EUT) is a RF WIRELESS SILENT ALARM CLOCK of Q&S Manufacturing Co., Ltd. The transmitter is a periodically operated transmitter. It is pulse transmitter. The RF signal was modulated by IC, the type of modulation used is ASK.

1.2 Date of Order

2014-04-24

1.3 Submitted Sample(s):

1 Sample

1.4 Test Duration

2014-05-27

1.5 Country of Origin

China

The Hong Kong Standards and Testing Centre Ltd.

10 Dai Wang Street, Taipo Industrial Estate, N.T., Hong Kong

Tel: (852) 2666 1888 Fax: (852) 2664 4353 Homepage: www.hkstc.org E-mail: hkstc@hkstc.org

This report shall not be reproduced unless with prior written approval from The Hong Kong Standards and Testing Centre Ltd.
For Conditions of Issuance of this test report, please refer to the overleaf or Homepage



STC Test Report

Date: 2014-05-29

Page 5 of 21

No. : MH190264

2.0 Technical Details

2.1 Investigations Requested

Perform ElectroMagnetic Interference measurement in accordance with FCC 47CFR [Codes of Federal Regulations] Part 15: 2013 and ANSI C63.4:2009 for FCC Certification.

2.2 Test Standards and Results Summary Tables

EMISSION Results Summary						
Test Condition	Test Requirement	Test Method	Class / Severity	Test Result		
				Pass	Failed	N/A
Field Strength of Fundamental Emissions & Spurious Emissions	FCC 47CFR 15.231e	ANSI C63.4:2009	N/A	<input checked="" type="checkbox"/>	<input type="checkbox"/>	<input type="checkbox"/>
Radiated Emissions	FCC 47CFR 15.209	ANSI C63.4:2009	N/A	<input checked="" type="checkbox"/>	<input type="checkbox"/>	<input type="checkbox"/>

Note: N/A - Not Applicable

The Hong Kong Standards and Testing Centre Ltd.

10 Dai Wang Street, Taipo Industrial Estate, N.T., Hong Kong

Tel: (852) 2666 1888 Fax: (852) 2664 4353 Homepage: www.hkstc.org E-mail: hkstc@hkstc.org

This report shall not be reproduced unless with prior written approval from The Hong Kong Standards and Testing Centre Ltd.
For Conditions of Issuance of this test report, please refer to the overleaf or Homepage



STC Test Report

Date: 2014-05-29

Page 6 of 21

No. : MH190264

3.0 Test Results

3.1 Emission

3.1.1 Radiated Emissions

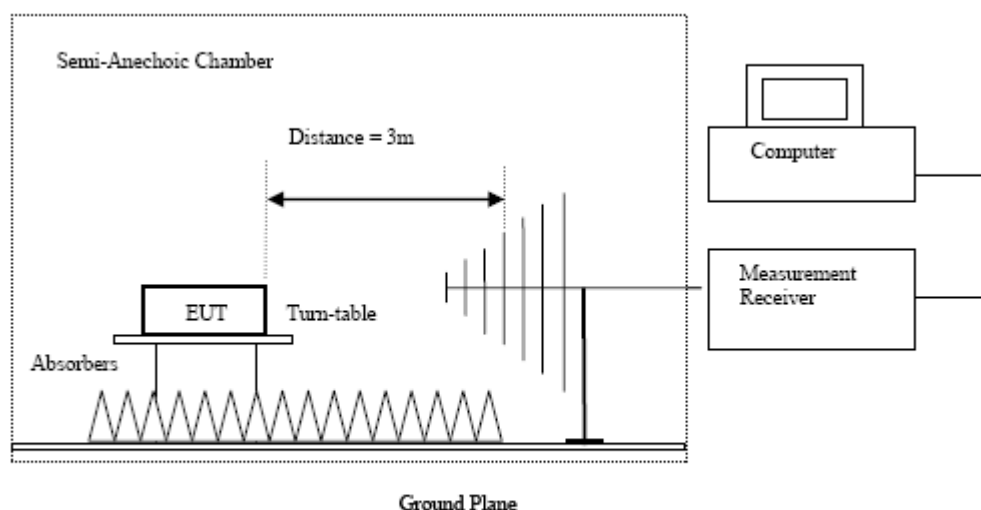
Test Requirement:	FCC 47CFR 15.231e
Test Method:	ANSI C63.4:2009
Test Date:	2014-05-27
Mode of Operation:	Tx mode

Test Method:

The sample was placed 0.8m above the ground plane of semi-anechoic chamber*. Measurements in both horizontal and vertical polarities were performed. During the test, each emission was maximized by: having the EUT continuously working, investigated all operating modes, rotated about all 3 axis (X, Y & Z) and considered typical configuration to obtain worst position, manipulating interconnecting cables, rotating turntable, varying antenna height from 1m to 4m in both horizontal and vertical polarizations. The emissions worst-case are shown in Test Results of the following pages.

*: Semi-Anechoic chamber located on the G/F of The Hong Kong Standards and Testing Centre Ltd. with a metal ground plane filed with the FCC pursuant to section 2.948 of the FCC rules, with Registration Number: 607756.

Test Setup:



- Absorbers placed on top of the ground plane are for measurements above 1000MHz only.
- Measurements between 30MHz to 1000MHz made with Bi-log antennas, above 1000MHz horn antennas are used.

The Hong Kong Standards and Testing Centre Ltd.

10 Dai Wang Street, Taipo Industrial Estate, N.T., Hong Kong

Tel: (852) 2666 1888 Fax: (852) 2664 4353 Homepage: www.hkstc.org E-mail: hkstc@hkstc.org



STC Test Report

Date: 2014-05-29

Page 7 of 21

No. : MH190264

Limits for Field Strength of Fundamental Emissions [FCC 47CFR 15.231e]:

Frequency Range of Fundamental [MHz]	Field Strength of Fundamental Emission [Average] [$\mu\text{V/m}$]	Field Strength of Spurious Emission [Average] [$\mu\text{V/m}$]
40.66-40.70	1,000	100
70-130	500	50
130-174	500 to 1,500 ¹	50 to 150 ¹
174-260	1,500	150
260-470	1,500 to 5,000 ¹	150 to 500 ¹
Above 470	5,000	500

¹Linear interpolations.

The maximum permitted unwanted emission level is 20 dB below the maximum permitted fundamental level.

Results of Tx mode: PASS

Field Strength of Fundamental Emissions Peak Value						
Frequency MHz	Measured Level @3m dB μV	Correction Factor dB/m	Field Strength dB $\mu\text{V/m}$	Field Strength $\mu\text{V/m}$	Limit @3m $\mu\text{V/m}$	E-Field Polarity
433.98	59.1	19.1	78.2	8128.3	43,996.7	Vertical
433.98	55.3	19.6	74.9	5559.0	43,996.7	Horizontal

Field Strength of Spurious Emissions Peak Value						
Frequency MHz	Measured Level @3m dB μV	Correction Factor dB/m	Field Strength dB $\mu\text{V/m}$	Field Strength $\mu\text{V/m}$	Limit @3m $\mu\text{V/m}$	E-Field Polarity
+ 867.96	32.9	25.1	58.0	794.3	4,400.0	Vertical
1301.90	19.6	31.9	51.5	375.8	4,400.0	Vertical
1735.92	14.2	35.4	49.6	302.0	4,400.0	Vertical

The Hong Kong Standards and Testing Centre Ltd.

10 Dai Wang Street, Taipo Industrial Estate, N.T., Hong Kong

Tel: (852) 2666 1888 Fax: (852) 2664 4353 Homepage: www.hkstc.org E-mail: hkstc@hkstc.org

This report shall not be reproduced unless with prior written approval from The Hong Kong Standards and Testing Centre Ltd.
For Conditions of Issuance of this test report, please refer to the overleaf or Homepage



STC Test Report

Date: 2014-05-29

Page 8 of 21

No. : MH190264

Results of Tx mode: PASS

Field Strength of Fundamental Emissions Average Value						
Frequency MHz	Measured Level @3m dB μ V	Correction Factor dB/m	Field Strength dB μ V/m	Field Strength μ V/m	Limit @3m μ V/m	E-Field Polarity
* 433.98	52.0	19.1	71.1	3589.2	4,399.7	Vertical
* 433.98	48.2	19.6	67.8	2454.7	4,399.7	Horizontal

Field Strength of Spurious Emissions Average Value						
Frequency MHz	Measured Level @3m dB μ V	Correction Factor dB/m	Field Strength dB μ V/m	Field Strength μ V/m	Limit @3m μ V/m	E-Field Polarity
+ 867.96	25.8	25.1	50.9	350.8	440.0	Vertical
1301.90	12.5	31.9	44.4	166.0	440.0	Vertical
1735.92	7.1	35.4	42.5	133.4	440.0	Vertical

Remarks:

*: Adjusted by Duty Cycle = -7.1dB

+: Denotes restricted band of operation.

Measurements were made using a peak detector. Any emission less than 1000 MHz and falling within the restricted bands of FCC Rules Part 15 Section 15.205 were not adjusted for averaging and the limits of FCC Rules Part 15 Section 15.209 were applied.

The Hong Kong Standards and Testing Centre Ltd.

10 Dai Wang Street, Taipo Industrial Estate, N.T., Hong Kong

Tel: (852) 2666 1888 Fax: (852) 2664 4353 Homepage: www.hkstc.org E-mail: hkstc@hkstc.org

This report shall not be reproduced unless with prior written approval from The Hong Kong Standards and Testing Centre Ltd.
For Conditions of Issuance of this test report, please refer to the overleaf or Homepage



STC Test Report

Date: 2014-05-29

Page 9 of 21

No. : MH190264

Limits for Radiated Emissions [FCC 47 CFR 15.209 Class B]:

Frequency Range [MHz]	Quasi-Peak Limits [$\mu\text{V}/\text{m}$]
0.009-0.490	2400/F (kHz)
0.490-1.705	24000/F (kHz)
1.705-30	30
30-88	100
88-216	150
216-960	200
Above960	500

The emission limits shown in the above table are based on measurement employing a CISPR quasi-peak detector and above 1000MHz are based on measurements employing an average detector.

Result of Tx mode (9kHz - 30MHz): PASS

Emissions detected are more than 20 dB below the limit line(s).

Result of Tx mode (30MHz – 1GHz): PASS

Radiated Emissions Quasi-Peak					
Emission Frequency MHz	E-Field Polarity	Level @3m dB $\mu\text{V}/\text{m}$	Limit @3m dB $\mu\text{V}/\text{m}$	Level @3m $\mu\text{V}/\text{m}$	Limit @3m $\mu\text{V}/\text{m}$
30.6	Vertical	29.2	40.0	28.8	100
52.1	Horizontal	27.6	40.0	24.0	100
157.2	Horizontal	28.3	43.5	26.0	150
213.1	Vertical	31.4	46.0	37.2	200

Remarks:

Correction Factor includes Antenna Factor and Cable Attenuation.

Calculated measurement uncertainty (30MHz – 1GHz): 4.9dB

(1GHz – 18GHz): 4.0dB

Emissions in the vertical and horizontal polarizations have been investigated and the worst-case test results are recorded in this report.

The Hong Kong Standards and Testing Centre Ltd.

10 Dai Wang Street, Taipo Industrial Estate, N.T., Hong Kong

Tel: (852) 2666 1888 Fax: (852) 2664 4353 Homepage: www.hkstc.org E-mail: hkstc@hkstc.org

This report shall not be reproduced unless with prior written approval from The Hong Kong Standards and Testing Centre Ltd.
For Conditions of Issuance of this test report, please refer to the overleaf or Homepage



STC Test Report

Date: 2014-05-29

Page 10 of 21

No. : MH190264

3.2 20dB Bandwidth of Fundamental Emission

Test Requirement: FCC 47 CFR 15.231e
Test Method: ANSI C63.4:2009 (Section 13.1.7)
Test Date: 2014-05-27
Mode of Operation: Tx mode

Test Method:

The bandwidth is measured at an amplitude level reduced from the reference level by a specified ratio. The reference level is the level of the highest amplitude signal observed from the transmitter at the fundamental frequency. Once the reference level is established, the equipment is conditioned with typical modulating signal to produce the worst-case (i.e. the widest) bandwidth.

Test Setup:

As Test Setup of clause 3.1.1 in this test report.

The Hong Kong Standards and Testing Centre Ltd.

10 Dai Wang Street, Taipo Industrial Estate, N.T., Hong Kong

Tel: (852) 2666 1888 Fax: (852) 2664 4353 Homepage: www.hkstc.org E-mail: hkstc@hkstc.org

This report shall not be reproduced unless with prior written approval from The Hong Kong Standards and Testing Centre Ltd.
For Conditions of Issuance of this test report, please refer to the overleaf or Homepage



STC Test Report

Date: 2014-05-29

Page 11 of 21

No. : MH190264

Limits for 20 dB Bandwidth of Fundamental Emission:

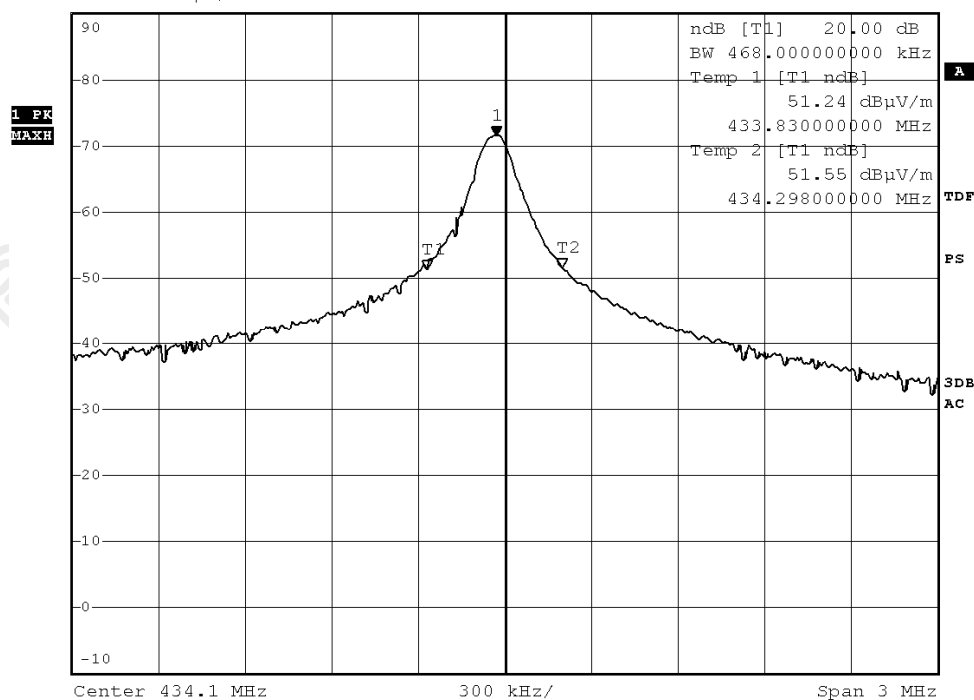
Frequency Range [MHz]	20dB Bandwidth [kHz]	FCC Limits * [kHz]
433.98	468.0	1084.95

*: FCC Limit for Bandwidth measurement = (0.25%)(Center Frequency)
= (0.0025)(433.98)
= 1084.95kHz

20dB Bandwidth of Fundamental Emission



Ref 90 dB μ V/m *Att 10 dB *RBW 100 kHz Marker 1 [T1]
*VBW 300 kHz 71.59 dB μ V/m
*SWT 2.5 ms 434.070000000 MHz



The Hong Kong Standards and Testing Centre Ltd.

10 Dai Wang Street, Taipo Industrial Estate, N.T., Hong Kong

Tel: (852) 2666 1888 Fax: (852) 2664 4353 Homepage: www.hkstc.org E-mail: hkstc@hkstc.org

This report shall not be reproduced unless with prior written approval from The Hong Kong Standards and Testing Centre Ltd.
For Conditions of Issuance of this test report, please refer to the overleaf or Homepage



STC Test Report

Date: 2014-05-29

Page 12 of 21

No. : MH190264

Appendix A

List of Measurement Equipment

Radiated Emission

EQP NO.	DESCRIPTION	MANUFACTURER	MODEL NO.	SERIAL NO.	LAST CAL	DUE CAL
EM299	DOUBLE-RIDGED WAVEGUIDE HORN ANTENNA	ETS-LINDGREN	3115	00114120	2014/01/15	2016/01/25
EM300	PYRAMIDAL STANDARD GAIN HORN ANTENNA	ETS-LINDGREN	3160-09	00130130	2014/01/23	2016/01/23
EM215	MULTIDEVICE CONTROLLER	EMCO	2090	00024676	N/A	N/A
EM216	MINI MAST SYSTEM	EMCO	2075	00026842	N/A	N/A
EM217	ELECTRIC POWERED TURNTABLE	EMCO	2088	00029144	N/A	N/A
EM218	ANECHOIC CHAMBER	ETS-LINDGREN	FACT-3	--	2013/10/02	2014/10/02
EM219	BICONILOG ANTENNA	EMCO	3142C	00029071	2013/04/25	2015/04/25
EM022	LOOP ANTENNA	EMCO	6502	1189-2424	2014/01/15	2016/01/15
EM229	EMI TEST RECEIVER	R&S	ESIB40	100248	2014/05/26	2015/05/26

Remarks:-

N/A Not Applicable

The Hong Kong Standards and Testing Centre Ltd.

10 Dai Wang Street, Taipo Industrial Estate, N.T., Hong Kong

Tel: (852) 2666 1888 Fax: (852) 2664 4353 Homepage: www.hkstc.org E-mail: hkstc@hkstc.org

This report shall not be reproduced unless with prior written approval from The Hong Kong Standards and Testing Centre Ltd.
For Conditions of Issuance of this test report, please refer to the overleaf or Homepage



STC Test Report

Date: 2014-05-29

Page 13 of 21

No. : MH190264

Appendix B

Duty Cycle Correction During 68.8msec

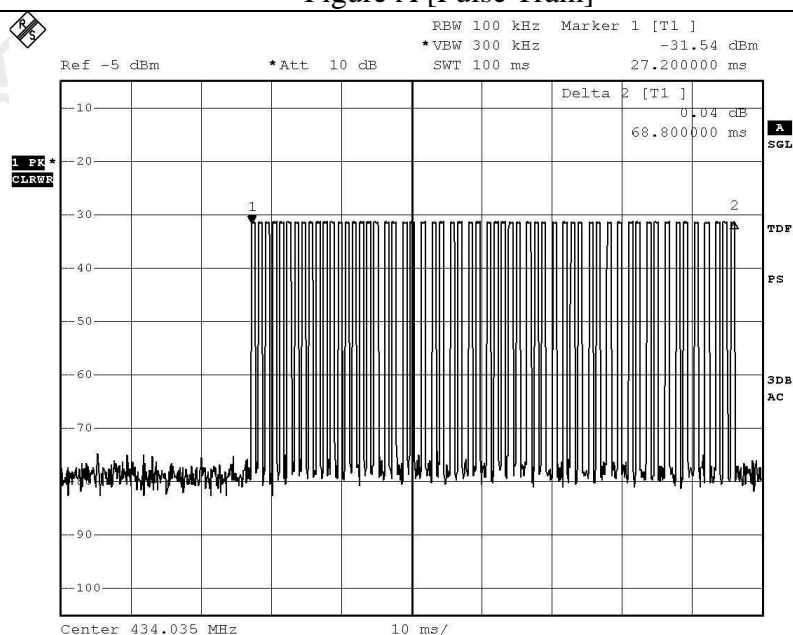
Each packet period (68.8msec) never exceeds a series of 57 (0.532msec) pulses. Assuming any combination of short and long pulses may be obtained due to encoding the worst case transmit duty cycle would be considered (57×0.532) msec per 68.8msec = 44.076% duty cycle. Figure A through B shows the characteristics of the pulses train for one of these functions.

Remarks:

Duty cycle = $20\text{Log} [(0.532 \times 57) / 68.8] = -7.1\text{dB}$

The following figures [Figure A to Figure B] showed the characteristics of the pulse train for one of these functions.

Figure A [Pulse Train]



The Hong Kong Standards and Testing Centre Ltd.

10 Dai Wang Street, Taipo Industrial Estate, N.T., Hong Kong

Tel: (852) 2666 1888 Fax: (852) 2664 4353 Homepage: www.hkstc.org E-mail: hkstc@hkstc.org

This report shall not be reproduced unless with prior written approval from The Hong Kong Standards and Testing Centre Ltd.
For Conditions of Issuance of this test report, please refer to the overleaf or Homepage



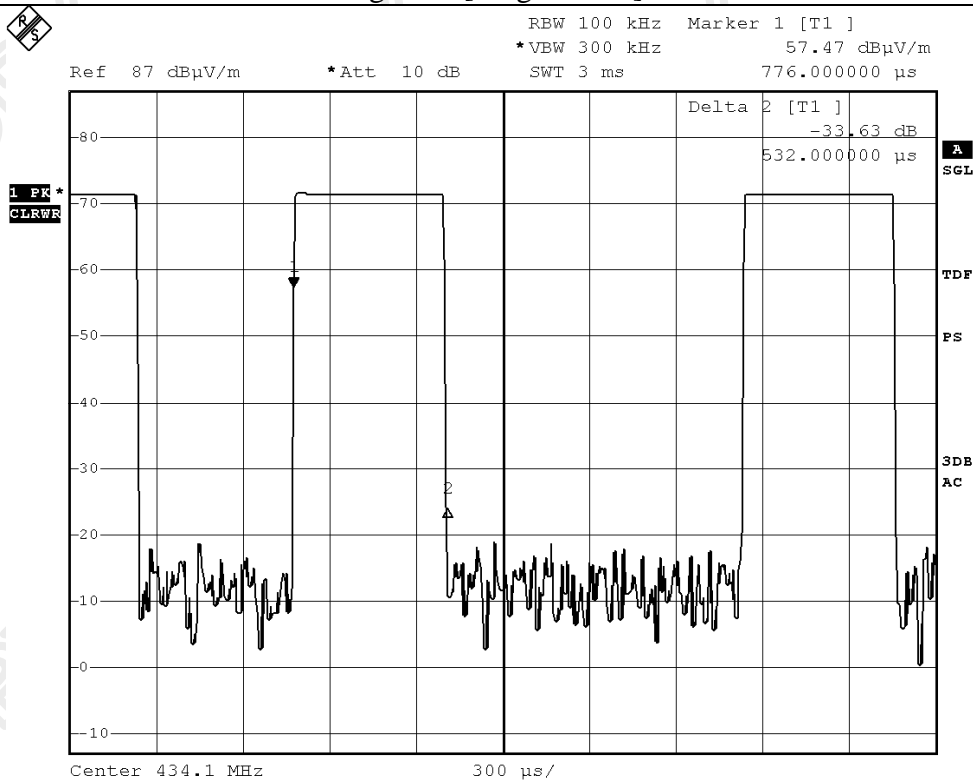
STC Test Report

Date: 2014-05-29

Page 14 of 21

No. : MH190264

Figure B [Single Pulse]



The Hong Kong Standards and Testing Centre Ltd.

10 Dai Wang Street, Taipo Industrial Estate, N.T., Hong Kong

Tel: (852) 2666 1888 Fax: (852) 2664 4353 Homepage: www.hkstc.org E-mail: hkstc@hkstc.org

This report shall not be reproduced unless with prior written approval from The Hong Kong Standards and Testing Centre Ltd.
For Conditions of Issuance of this test report, please refer to the overleaf or Homepage



STC Test Report

Date: 2014-05-29

Page 15 of 21

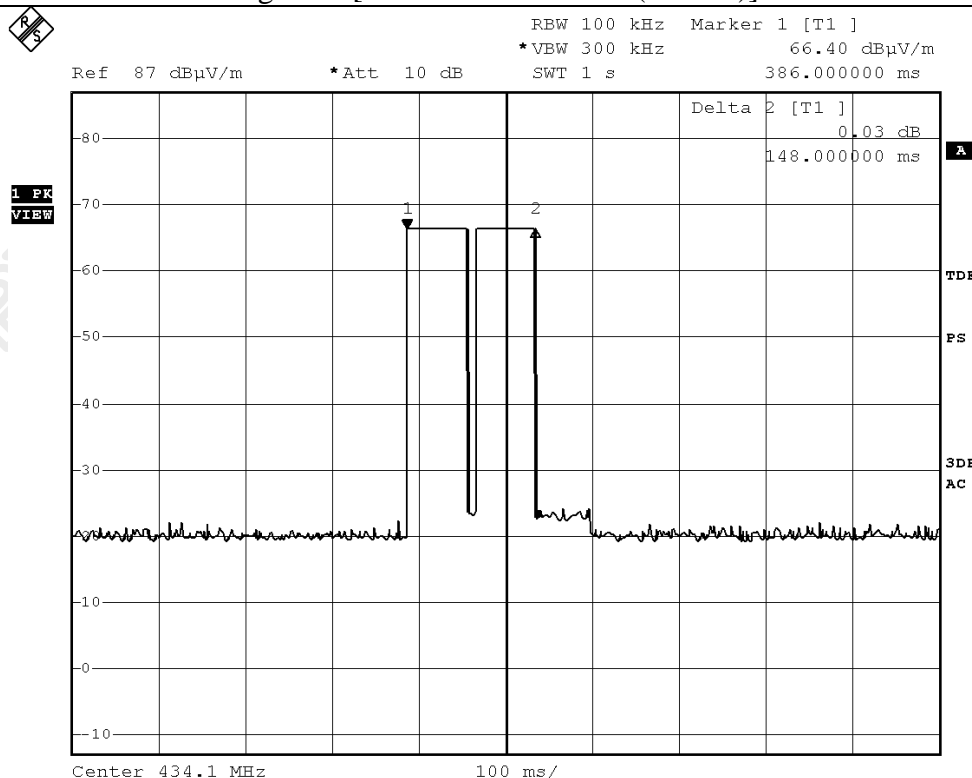
No. : MH190264

Appendix C

Periodic Operation [FCC 47CFR 15.231(e)]

According to FCC 47CFR15.231 (e). A periodic transmitter shall be provided with a means for automatically limiting operation so that the duration of each transmission shall not be greater than one second and the silent period between transmissions shall be at least 30 times the duration of the transmission but in no case less than 10 seconds.

Figure C [Transmission Period (0.906 s)]



The Hong Kong Standards and Testing Centre Ltd.

10 Dai Wang Street, Taipo Industrial Estate, N.T., Hong Kong

Tel: (852) 2666 1888 Fax: (852) 2664 4353 Homepage: www.hkstc.org E-mail: hkstc@hkstc.org

This report shall not be reproduced unless with prior written approval from The Hong Kong Standards and Testing Centre Ltd.
For Conditions of Issuance of this test report, please refer to the overleaf or Homepage



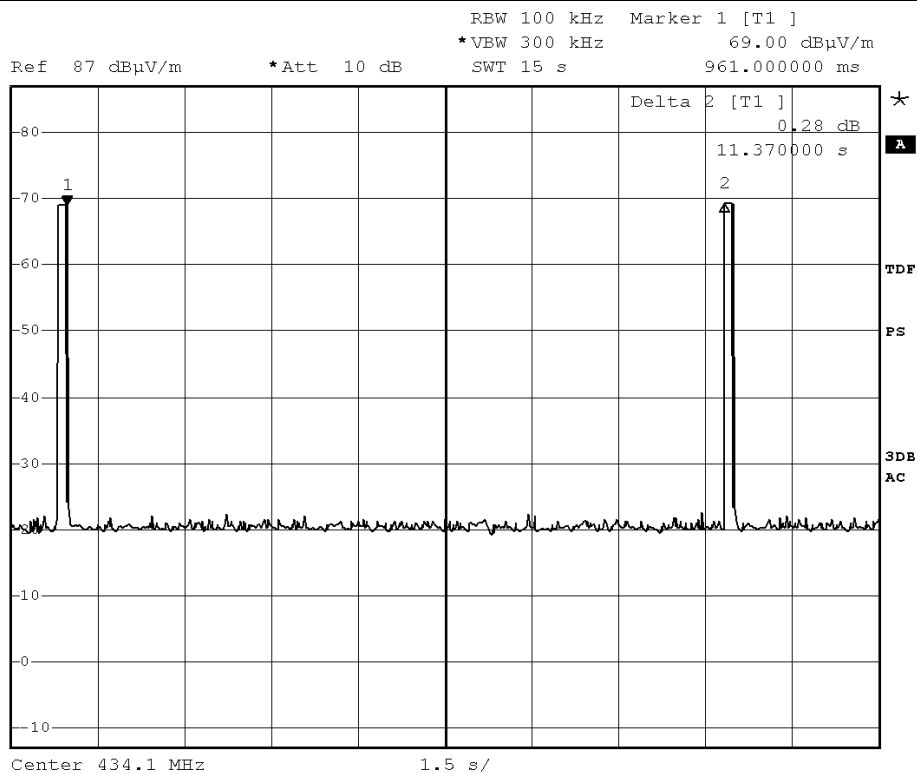
STC Test Report

Date: 2014-05-29

Page 16 of 21

No. : MH190264

Figure D [Silent period=11.37s (>10s, and>30*0.148(4.44s))]



The Hong Kong Standards and Testing Centre Ltd.

10 Dai Wang Street, Taipo Industrial Estate, N.T., Hong Kong

Tel: (852) 2666 1888 Fax: (852) 2664 4353 Homepage: www.hkstc.org E-mail: hkstc@hkstc.org

This report shall not be reproduced unless with prior written approval from The Hong Kong Standards and Testing Centre Ltd.
For Conditions of Issuance of this test report, please refer to the overleaf or Homepage



STC Test Report

Date: 2014-05-29

Page 17 of 21

No. : MH190264

Appendix D

Photographs of EUT


Front View of the product




Rear View of the product



Inner Circuit Top View



Inner Circuit Bottom View



The Hong Kong Standards and Testing Centre Ltd.

10 Dai Wang Street, Taipo Industrial Estate, N.T., Hong Kong

Tel: (852) 2666 1888 Fax: (852) 2664 4353 Homepage: www.hkstc.org E-mail: hkstc@hkstc.org

This report shall not be reproduced unless with prior written approval from The Hong Kong Standards and Testing Centre Ltd.
For Conditions of Issuance of this test report, please refer to the overleaf or Homepage



STC Test Report


Date: 2014-05-29

Page 18 of 21

No. : MH190264

Photographs of EUT

Inner Circuit Top View



Inner Circuit Bottom View



Inner Circuit Top View



Inner Circuit Bottom View



COPY

COPY

COPY

COPY

The Hong Kong Standards and Testing Centre Ltd.

10 Dai Wang Street, Taipo Industrial Estate, N.T., Hong Kong

Tel: (852) 2666 1888 Fax: (852) 2664 4353 Homepage: www.hkstc.org E-mail: hkstc@hkstc.org

This report shall not be reproduced unless with prior written approval from The Hong Kong Standards and Testing Centre Ltd.
For Conditions of Issuance of this test report, please refer to the overleaf or Homepage



STC Test Report


Date: 2014-05-29

Page 19 of 21

No. : MH190264

Photographs of EUT

Measurement of Radiated Emission Test Set Up



The Hong Kong Standards and Testing Centre Ltd.

10 Dai Wang Street, Taipo Industrial Estate, N.T., Hong Kong

Tel: (852) 2666 1888 Fax: (852) 2664 4353 Homepage: www.hkstc.org E-mail: hkstc@hkstc.org

This report shall not be reproduced unless with prior written approval from The Hong Kong Standards and Testing Centre Ltd.
For Conditions of Issuance of this test report, please refer to the overleaf or Homepage



STC Test Report


Date: 2014-05-29

Page 20 of 21

No. : MH190264

Photographs of EUT

Measurement of Radiated Emission Test Set Up



The Hong Kong Standards and Testing Centre Ltd.

10 Dai Wang Street, Taipo Industrial Estate, N.T., Hong Kong

Tel: (852) 2666 1888 Fax: (852) 2664 4353 Homepage: www.hkstc.org E-mail: hkstc@hkstc.org

This report shall not be reproduced unless with prior written approval from The Hong Kong Standards and Testing Centre Ltd.
For Conditions of Issuance of this test report, please refer to the overleaf or Homepage



STC Test Report


Date: 2014-05-29

Page 21 of 21

No. : MH190264

Photographs of EUT

Measurement of Radiated Emission Test Set Up



***** End of Test Report *****

The Hong Kong Standards and Testing Centre Ltd.

10 Dai Wang Street, Taipo Industrial Estate, N.T., Hong Kong

Tel: (852) 2666 1888 Fax: (852) 2664 4353 Homepage: www.hkstc.org E-mail: hkstc@hkstc.org

This report shall not be reproduced unless with prior written approval from The Hong Kong Standards and Testing Centre Ltd.
For Conditions of Issuance of this test report, please refer to the overleaf or Homepage