



Test Report

Date : 2018-03-07

Page 1 of 34

No. : HM17120059 (Ref.: HM170950)

Applicant: Smart Technologies & Investment Ltd.
21/F Fun Tower, 35 Hung To Road,
Kwun Tong Kowloon, Hong Kong

Manufacturer: Smart Electronic Industrial (Dong Guan) Co., Ltd.
Qing Long Road, Long Jian Tian Village, Huang Jiang Town,
Dong Guan, Guang Dong, China

Description of Sample(s): Product: Electronic lock with Bluetooth
Brand Name: Pin Genie
Model Number: PGD728
FCC ID: N9KSMARTPGD728

Date Sample(s) Received: 2017-09-06

Date Tested: 2017-09-20 to 2017-09-28

Investigation Requested: Perform ElectroMagnetic Interference measurement in accordance with FCC 47 CFR [Codes of Federal Regulations] Part 15: 2016 and ANSI C63.10: 2013 for FCC Certification.

Conclusion(s): The submitted product COMPLIED with the requirements of Federal Communications Commission [FCC] Rules and Regulations Part 15. The tests were performed in accordance with the standards described above and on Section 2.2 in this Test Report.

Remark(s): The tested model supports Bluetooth (BLE) single mode only


Dr. LEE Kam Chuen
Authorized Signatory
ElectroMagnetic Compatibility Department
For and on behalf of
The Hong Kong Standards and Testing Centre Ltd.



The Hong Kong Standards and Testing Centre Limited

Head Office: 10 Dai Wang Street, Tai Po Industrial Estate, Tai Po, N.T., Hong Kong

Unit B, 10/F, Block 1, Tai Ping Industrial Centre, No. 57 Ting Kok Road, Tai Po, N.T., Hong Kong

Tel: +852 2666 1888 Fax: +852 2664 4353 Email: hkstc@hkstc.org Website: www.stc-group.org

This report shall not be reproduced unless with prior written approval from The Hong Kong Standards and Testing Centre Limited.

For Conditions of Issuance of this test report, please refer to "Conditions of Issuance of Test Reports" section or Website.



Test Report

Date : 2018-03-07

Page 2 of 34

No. : HM17120059 (Ref.: HM170950)

CONTENT:

Cover	Page 1 of 34	
Content	Page 2 of 34	
<u>1.0</u>	<u>General Details</u>	
1.1	Test Laboratory	Page 3 of 34
1.2	Equipment Under Test [EUT] Description of EUT operation	Page 3 of 34
1.3	Date of Order	Page 3 of 34
1.4	Submitted Sample	Page 3 of 34
1.5	Test Duration	Page 3 of 34
1.6	Country of Origin	Page 3 of 34
1.7	Antenna Details	Page 4 of 34
<u>2.0</u>	<u>Technical Details</u>	
2.1	Investigations Requested	Page 5 of 34
2.2	Test Standards and Results Summary	Page 5 of 34
2.3	Table for Test Modes	Page 6 of 34
<u>3.0</u>	<u>Test Results</u>	
3.1	Emission	Page 7 - 26 of 34
<u>Appendix A</u>		
	List of Measurement Equipment	Page 27 of 34
<u>Appendix B</u>		
	Photographs	Page 28- 34 of 34

The Hong Kong Standards and Testing Centre Limited

Head Office: 10 Dai Wang Street, Taipo Industrial Estate, Tai Po, N.T., Hong Kong

Unit B, 10/F, Block 1, Tai Ping Industrial Centre, No. 57 Ting Kok Road, Tai Po, N.T., Hong Kong

Tel: +852 2666 1888 Fax: +852 2664 4353 Email: hkstc@hkstc.org Website: www.stc-group.org

This report shall not be reproduced unless with prior written approval from The Hong Kong Standards and Testing Centre Limited.

For Conditions of Issuance of this test report, please refer to "Conditions of Issuance of Test Reports" section or Website.



Test Report

Date : 2018-03-07

Page 3 of 34

No. : HM17120059 (Ref.: HM170950)

1.0 General Details

1.1 Test Laboratory

The Hong Kong Standards and Testing Centre Ltd.
EMC Laboratory
10 Dai Wang Street, Taipo Industrial Estate

Telephone: (852) 26661888
Fax: (852) 26644353

1.2 Equipment Under Test [EUT]

Description of Sample(s)

Product: Electronic lock with Bluetooth
Manufacturer: Smart Electronic Industrial (Dong Guan) Co., Ltd.
Qing Long Road, Long Jian Tian Village, Huang Jiang
Town, Dong Guan, Guang Dong, China
Brand Name: Pin Genie
Model Number: PGD728
Additional Model Number: PGD728H
Rating: Input: 6.0Vd.c, "AA" x 4

1.2.1 Description of EUT Operation

The Equipment Under Test (EUT) is Electronic lock with Bluetooth function, which is a BLE single mode gaming device. The R.F. signal was modulated by IC; the type of modulation used was GFSK.

1.3 Date of Order

2017-09-07

1.4 Submitted Sample(s):

2 Samples

1.5 Test Duration

2017-09-20 to 2017-09-28

1.6 Country of Origin

China

The Hong Kong Standards and Testing Centre Limited

Head Office: 10 Dai Wang Street, Taipo Industrial Estate, Tai Po, N.T., Hong Kong

Unit B, 10/F, Block 1, Tai Ping Industrial Centre, No. 57 Ting Kok Road, Tai Po, N.T., Hong Kong

Tel: +852 2666 1888 Fax: +852 2664 4353 Email: hkstc@hkstc.org Website: www.stc-group.org

This report shall not be reproduced unless with prior written approval from The Hong Kong Standards and Testing Centre Limited.

For Conditions of Issuance of this test report, please refer to "Conditions of Issuance of Test Reports" section or Website.



Test Report

Date : 2018-03-07

Page 4 of 34

No. : HM17120059 (Ref.: HM170950)

1.7 Antenna Details

Antenna Type (Bluetooth): "Inverted-F" printed antenna

Antenna Gain (Bluetooth): 0dBi

The Hong Kong Standards and Testing Centre Limited

Head Office: 10 Dai Wang Street, Taipo Industrial Estate, Tai Po, N.T., Hong Kong

Unit B, 10/F, Block 1, Tai Ping Industrial Centre, No. 57 Ting Kok Road, Tai Po, N.T., Hong Kong

Tel: +852 2666 1888 Fax: +852 2664 4353 Email: hkstc@hkstc.org Website: www.stc-group.org

This report shall not be reproduced unless with prior written approval from The Hong Kong Standards and Testing Centre Limited.

For Conditions of Issuance of this test report, please refer to "Conditions of Issuance of Test Reports" section or Website.



Test Report

Date : 2018-03-07

Page 5 of 34

No. : HM17120059 (Ref.: HM170950)

2.0 Technical Details

2.1 Investigations Requested

Perform Electromagnetic Interference measurements in accordance with FCC 47CFR [Codes of Federal Regulations] Part 15: 2016 Regulations. ANSI C63.10:2013 for FCC Certification.

2.2 Test Standards and Results Summary Tables

EMISSION (BLUETOOTH)						
Results Summary						
Test Condition	Test Requirement	Test Method	Class / Severity	Test Result		
				Pass	Fail	N/A
Maximum Peak Conducted Output Power	FCC 47CFR 15.247(b)(1)	ANSI C63.10:2013	N/A	<input checked="" type="checkbox"/>	<input type="checkbox"/>	<input type="checkbox"/>
Radiated Spurious Emissions	FCC 47CFR 15.209	ANSI C63.10:2013	N/A	<input checked="" type="checkbox"/>	<input type="checkbox"/>	<input type="checkbox"/>
AC power-line conducted emissions	FCC 47CFR 15.207	ANSI C63.10:2013	N/A	<input type="checkbox"/>	<input type="checkbox"/>	<input checked="" type="checkbox"/>
Power Spectral Density	FCC 47CFR 15.247(a)(1)	ANSI C63.10:2013	N/A	<input checked="" type="checkbox"/>	<input type="checkbox"/>	<input type="checkbox"/>
6dB Bandwidth	FCC 47CFR 15.247(a)(1)	ANSI C63.10:2013	N/A	<input checked="" type="checkbox"/>	<input type="checkbox"/>	<input type="checkbox"/>
Band-edge measurement (Radiated)	FCC 47CFR 15.247(d)	ANSI C63.10:2013	N/A	<input checked="" type="checkbox"/>	<input type="checkbox"/>	<input type="checkbox"/>
Antenna requirement	FCC 47CFR 15.203	N/A	N/A	<input checked="" type="checkbox"/>	<input type="checkbox"/>	<input type="checkbox"/>
RF Exposure	FCC 47CFR 15.247(i)	N/A	N/A	<input type="checkbox"/>	<input type="checkbox"/>	<input checked="" type="checkbox"/>

Note: N/A – Not Applicable

The Hong Kong Standards and Testing Centre Limited

Head Office: 10 Dai Wang Street, Taipo Industrial Estate, Tai Po, N.T., Hong Kong

Unit B, 10/F, Block 1, Tai Ping Industrial Centre, No. 57 Ting Kok Road, Tai Po, N.T., Hong Kong

Tel: +852 2666 1888 Fax: +852 2664 4353 Email: hkstc@hkstc.org Website: www.stc-group.org

This report shall not be reproduced unless with prior written approval from The Hong Kong Standards and Testing Centre Limited.

For Conditions of Issuance of this test report, please refer to "Conditions of Issuance of Test Reports" section or Website.



Test Report

Date : 2018-03-07

Page 6 of 34

No. : HM17120059 (Ref.: HM170950)

2.3 Table for Test Modes

Preliminary tests were performed in different data rate to find the worst radiated emission. The modulation mode in the table below is the worst case with respect to the specific test item.

Investigation has been done on all the possible configurations for searching the worst cases.

The following table is a list of the test modes shown in this test report.

Bluetooth

Test Items	Mode
Maximum Peak Conducted Output Power	GFSK
Power Spectral Density	GFSK
Radiated Spurious Emissions	GFSK
Band-edge compliance of Conducted Emission	GFSK

The Hong Kong Standards and Testing Centre Limited

Head Office: 10 Dai Wang Street, Taipo Industrial Estate, Tai Po, N.T., Hong Kong

Unit B, 10/F, Block 1, Tai Ping Industrial Centre, No. 57 Ting Kok Road, Tai Po, N.T., Hong Kong

Tel: +852 2666 1888 Fax: +852 2664 4353 Email: hkstc@hkstc.org Website: www.stc-group.org

This report shall not be reproduced unless with prior written approval from The Hong Kong Standards and Testing Centre Limited.

For Conditions of Issuance of this test report, please refer to "Conditions of Issuance of Test Reports" section or Website.

Test Report

Date : 2018-03-07

Page 7 of 34

No. : HM17120059 (Ref.: HM170950)

3.0 Test Results

3.1 Emission

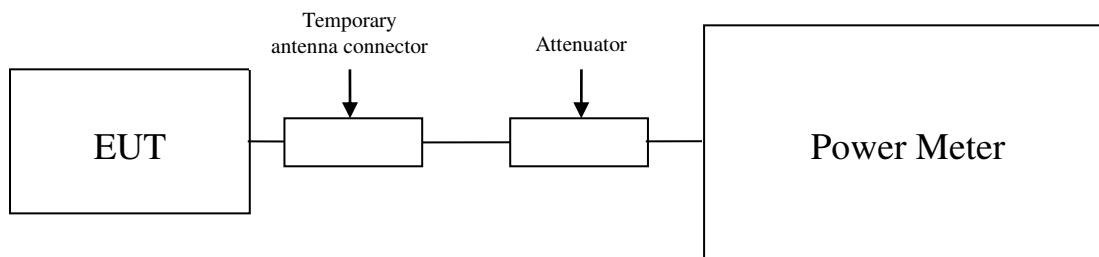
3.1.1 Maximum Peak Conducted Output Power

Test Requirement: FCC 47CFR 15.247(b)(2)
Test Method: ANSI C63.10:2013
Test Date: 2017-09-20
Mode of Operation: Tx mode

Test Method:

The RF output of the EUT was connected to the Power Meter. All the attenuation or cable loss will be added to the measured maximum output power. The results are recorded in dBm.

Test Setup:



The Hong Kong Standards and Testing Centre Limited

Head Office: 10 Dai Wang Street, Taipo Industrial Estate, Tai Po, N.T., Hong Kong

Unit B, 10/F, Block 1, Tai Ping Industrial Centre, No. 57 Ting Kok Road, Tai Po, N.T., Hong Kong

Tel: +852 2666 1888 Fax: +852 2664 4353 Email: hkstc@hkstc.org Website: www.stc-group.org

This report shall not be reproduced unless with prior written approval from The Hong Kong Standards and Testing Centre Limited.

For Conditions of Issuance of this test report, please refer to "Conditions of Issuance of Test Reports" section or Website.



Test Report

Date : 2018-03-07

Page 8 of 34

No. : HM17120059 (Ref.: HM170950)

Limits for Maximum Peak Conducted Output Power [FCC 47CFR 15.247]:

2400–2483.5 MHz band:

The maximum peak output power shall not exceed the following limits:

For frequency hopping systems employing at least 75 hopping channels: 1 Watt

For all other frequency hopping systems in the 2400-2483.5 MHz band: 0.125 Watts

For Digital Transmission systems in 2400-2483.5 MHz Band: 1 Watt

Results of Bluetooth mode (Fundamental Power): Pass

Transmitter Frequency (MHz)	Maximum conducted output power (Watt)
2402	0.00000104

Transmitter Frequency (MHz)	Maximum conducted output power (Watt)
2426	0.00000347

Transmitter Frequency (MHz)	Maximum conducted output power (Watt)
2480	0.00000301

Calculated measurement uncertainty : 30MHz to 1GHz 1.7dB
1GHz to 18GHz 1.7dB

Remark:

1. All test data for each data rate were verified, but only the worst case was reported.
2. The EUT is programmed to transmit signals continuously for all testing.

The Hong Kong Standards and Testing Centre Limited

Head Office: 10 Dai Wang Street, Taipo Industrial Estate, Tai Po, N.T., Hong Kong

Unit B, 10/F, Block 1, Tai Ping Industrial Centre, No. 57 Ting Kok Road, Tai Po, N.T., Hong Kong

Tel: +852 2666 1888 Fax: +852 2664 4353 Email: hkstc@hkstc.org Website: www.stc-group.org

This report shall not be reproduced unless with prior written approval from The Hong Kong Standards and Testing Centre Limited.

For Conditions of Issuance of this test report, please refer to "Conditions of Issuance of Test Reports" section or Website.



Test Report

Date : 2018-03-07

Page 9 of 34

No. : HM17120059 (Ref.: HM170950)

3.1.2 Radiated Spurious Emissions

Test Requirement:	FCC 47CFR 15.209
Test Method:	ANSI C63.10:2013
Test Date:	2017-09-21
Mode of Operation:	Tx mode (Bluetooth)/ On mode

Test Method:

For emission measurements at or below 1 GHz, the sample was placed 0.8m above the ground plane of semi-anechoic Chamber*. For emission measurements above 1 GHz, the sample was placed 1.5m above the ground plane of semi-anechoic Chamber*. Measurements in both horizontal and vertical polarities were performed. During the test, each emission was maximized by: having the EUT continuously working, investigated all operating modes, considered typical configuration to obtain worst position, manipulating interconnecting cables, rotating turntable, varying antenna height from 1m to 4m in both horizontal and vertical polarizations. The emissions worst-case are shown in Test Results of the following pages. The frequency range from 9kHz to the 10th harmonic of the fundamental transmitter was observed.

* The Hong Kong Standards and Testing Centre Ltd.

FCC Test Firm Registration Number 723883 Designation Number HK0001

The Hong Kong Standards and Testing Centre Limited

Head Office: 10 Dai Wang Street, Taipo Industrial Estate, Tai Po, N.T., Hong Kong

Unit B, 10/F, Block 1, Tai Ping Industrial Centre, No. 57 Ting Kok Road, Tai Po, N.T., Hong Kong

Tel: +852 2666 1888 Fax: +852 2664 4353 Email: hkstc@hkstc.org Website: www.stc-group.org

This report shall not be reproduced unless with prior written approval from The Hong Kong Standards and Testing Centre Limited.

For Conditions of Issuance of this test report, please refer to "Conditions of Issuance of Test Reports" section or Website.

Test Report

Date : 2018-03-07

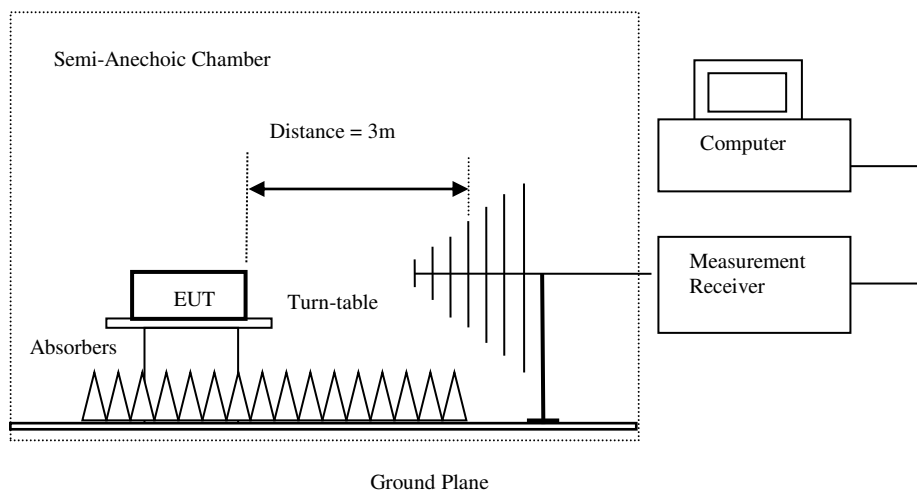
Page 10 of 34

No. : HM17120059 (Ref.: HM170950)

Spectrum Analyzer Setting:

9KHz – 30MHz (Pk & Av)	RBW: 10kHz VBW: 30kHz Sweep: Auto Span: Fully capture the emissions being measured Trace: Max. hold
30MHz – 1GHz (QP)	RBW: 120kHz VBW: 120kHz Sweep: Auto Span: Fully capture the emissions being measured Trace: Max. hold
Above 1GHz (Pk & Av)	RBW: 1MHz VBW: 3MHz Sweep: Auto Span: Fully capture the emissions being measured Trace: Max. hold

Test Setup:



- Absorbers placed on top of the ground plane are for measurements above 1000MHz only.
- Measurements between 30MHz to 1000MHz made with Bi-log antennas, above 1000MHz horn antennas are used, 9kHz to 30MHz loop antennas are used.

The Hong Kong Standards and Testing Centre Limited

Head Office: 10 Dai Wang Street, Taipo Industrial Estate, Tai Po, N.T., Hong Kong

Unit B, 10/F, Block 1, Tai Ping Industrial Centre, No. 57 Ting Kok Road, Tai Po, N.T., Hong Kong

Tel: +852 2666 1888 Fax: +852 2664 4353 Email: hkstc@hkstc.org Website: www.stc-group.org

This report shall not be reproduced unless with prior written approval from The Hong Kong Standards and Testing Centre Limited.

For Conditions of Issuance of this test report, please refer to "Conditions of Issuance of Test Reports" section or Website.



Test Report

Date : 2018-03-07

Page 11 of 34

No. : HM17120059 (Ref.: HM170950)

Limits for Radiated Emissions [FCC 47 CFR 15.209 Class B]:

Frequency Range [MHz]	Quasi-Peak Limits [μ V/m]
0.009-0.490	2400/F (kHz)
0.490-1.705	24000/F (kHz)
1.705-30	30
30-88	100
88-216	150
216-960	200
Above960	500

The emission limits shown in the above table are based on measurement employing a CISPR quasi-peak detector and above 1000MHz are based on measurements employing an average detector.

The Hong Kong Standards and Testing Centre Limited

Head Office: 10 Dai Wang Street, Taipo Industrial Estate, Tai Po, N.T., Hong Kong

Unit B, 10/F, Block 1, Tai Ping Industrial Centre, No. 57 Ting Kok Road, Tai Po, N.T., Hong Kong

Tel: +852 2666 1888 Fax: +852 2664 4353 Email: hkstc@hkstc.org Website: www.stc-group.org

This report shall not be reproduced unless with prior written approval from The Hong Kong Standards and Testing Centre Limited.

For Conditions of Issuance of this test report, please refer to "Conditions of Issuance of Test Reports" section or Website.



Test Report

Date : 2018-03-07

Page 12 of 34

No. : HM17120059 (Ref.: HM170950)

Result of Tx mode (Bluetooth: 2402.0 MHz) (GFSK mode) (9kHz – 30MHz): Pass

Field Strength of Spurious Emissions Peak Value						
Frequency MHz	Measured Level dBuV	Correction Factor dB/m	Field Strength dBuV/m	Field Strength uV/m	Limit uV/m	E-Field Polarity
Emissions detected are more than 20 dB below the FCC Limits						

Result of Tx mode (Bluetooth: 2402.0 MHz) (GFSK mode) (30MHz – 1GHz): Pass

Field Strength of Spurious Emissions Quasi-Peak Value						
Frequency MHz	Measured Level dBuV	Correction Factor dB/m	Field Strength dBuV/m	Field Strength uV/m	Limit uV/m	E-Field Polarity
Emissions detected are more than 20 dB below the FCC Limits						

Result of Tx mode (Bluetooth: 2402.0 MHz) (GFSK mode) (Above 1GHz): Pass

Field Strength of Spurious Emissions Peak Value						
Frequency MHz	Measured Level @3m dBuV	Correction Factor dB/m	Field Strength dBuV/m	Limit @3m dBuV/m	Margin dB	E-Field Polarity
2402.0	39.9	27.8	67.7	N/A	N/A	Horizontal
4804.0	4.3	42.4	46.7	74.0	27.3	Horizontal
7206.0	2.1	46.2	48.3	74.0	25.7	Horizontal
9608.0	2.3	48.8	51.1	74.0	22.9	Horizontal
12010.0	1.9	52.4	54.3	74.0	19.7	Horizontal

Result of Tx mode (Bluetooth: 2402.0 MHz) (GFSK mode) (Above 1GHz): Pass

Field Strength of Spurious Emissions Average Value						
Frequency MHz	Measured Level @3m dBuV	Correction Factor dB/m	Field Strength dBuV/m	Limit @3m dBuV/m	Margin dBuV/m	E-Field Polarity
2402.0	21.8	27.8	49.6	N/A	N/A	Horizontal
4804.0	-8.8	42.4	33.6	54.0	20.4	Horizontal
7206.0	-9.3	46.2	36.9	54.0	17.1	Horizontal
9608.0	-10.9	48.8	37.9	54.0	16.1	Horizontal
12010.0	-11.7	52.4	40.7	54.0	13.3	Horizontal

The Hong Kong Standards and Testing Centre Limited

Head Office: 10 Dai Wang Street, Taipo Industrial Estate, Tai Po, N.T., Hong Kong

Unit B, 10/F, Block 1, Tai Ping Industrial Centre, No. 57 Ting Kok Road, Tai Po, N.T., Hong Kong

Tel: +852 2666 1888 Fax: +852 2664 4353 Email: hkstc@hkstc.org Website: www.stc-group.org

This report shall not be reproduced unless with prior written approval from The Hong Kong Standards and Testing Centre Limited.

For Conditions of Issuance of this test report, please refer to "Conditions of Issuance of Test Reports" section or Website.



Test Report

Date : 2018-03-07

Page 13 of 34

No. : HM17120059 (Ref.: HM170950)

Result of Tx mode (Bluetooth: 2426.0 MHz) (GFSK mode) (9kHz – 30MHz): Pass

Field Strength of Spurious Emissions						
Peak Value						
Frequency MHz	Measured Level dBuV	Correction Factor dB/m	Field Strength dBuV/m	Field Strength uV/m	Limit uV/m	E-Field Polarity
Emissions detected are more than 20 dB below the FCC Limits						

Results of Tx mode (Bluetooth: 2426.0 MHz) (GFSK mode) (30MHz – 1000MHz): PASS

Field Strength of Spurious Emissions						
Quasi-Peak Value						
Frequency MHz	Measured Level dBuV	Correction Factor dB/m	Field Strength dBuV/m	Field Strength uV/m	Limit uV/m	E-Field Polarity
Emissions detected are more than 20 dB below the FCC Limits						

Result of Tx mode (Bluetooth: 2426.0 MHz) (GFSK mode) (Above 1GHz): Pass

Field Strength of Spurious Emissions						
Peak Value						
Frequency MHz	Measured Level @3m dBuV	Correction Factor dB/m	Field Strength dBuV/m	Limit @3m dBuV/m	Margin dB	E-Field Polarity
2426.0	45.3	27.8	73.1	N/A	N/A	Horizontal
4852.0	2.7	42.5	45.2	74.0	28.8	Horizontal
7278.0	2.1	46.3	48.4	74.0	25.6	Horizontal
9704.0	2.3	48.9	51.2	74.0	22.8	Horizontal
12130.0	1.7	52.5	54.2	74.0	19.8	Horizontal

Result of Tx mode (Bluetooth: 2426.0 MHz) (GFSK mode) (Above 1GHz): Pass

Field Strength of Spurious Emissions						
Average Value						
Frequency MHz	Measured Level @3m dBuV	Correction Factor dB/m	Field Strength dBuV/m	Limit @3m dBuV/m	Margin dB	E-Field Polarity
2426.0	26.8	27.8	54.6	N/A	N/A	Horizontal
4852.0	-9.1	42.5	33.4	54.0	20.6	Horizontal
7278.0	-9.8	46.3	36.5	54.0	17.5	Horizontal
9704.0	-11.3	48.9	37.6	54.0	16.4	Horizontal
12130.0	-12.1	52.5	40.4	54.0	13.6	Horizontal

The Hong Kong Standards and Testing Centre Limited

Head Office: 10 Dai Wang Street, Taipo Industrial Estate, Tai Po, N.T., Hong Kong

Unit B, 10/F, Block 1, Tai Ping Industrial Centre, No. 57 Ting Kok Road, Tai Po, N.T., Hong Kong

Tel: +852 2666 1888 Fax: +852 2664 4353 Email: hkstc@hkstc.org Website: www.stc-group.org

This report shall not be reproduced unless with prior written approval from The Hong Kong Standards and Testing Centre Limited.

For Conditions of Issuance of this test report, please refer to "Conditions of Issuance of Test Reports" section or Website.



Test Report

Date : 2018-03-07

Page 14 of 34

No. : HM17120059 (Ref.: HM170950)

Result of Tx mode (Bluetooth: 2480.0 MHz) (GFSK mode) (9kHz – 30MHz): Pass

Field Strength of Spurious Emissions						
Peak Value						
Frequency MHz	Measured Level dBuV	Correction Factor dB/m	Field Strength dBuV/m	Field Strength uV/m	Limit uV/m	E-Field Polarity
Emissions detected are more than 20 dB below the FCC Limits						

Results of Tx mode (Bluetooth: 2480.0 MHz) (GFSK mode) (30MHz – 1000MHz): PASS

Field Strength of Spurious Emissions						
Quasi-Peak Value						
Frequency MHz	Measured Level dBuV	Correction Factor dB/m	Field Strength dBuV/m	Field Strength uV/m	Limit uV/m	E-Field Polarity
Emissions detected are more than 20 dB below the FCC Limits						

Result of Tx mode (Bluetooth: 2480.0 MHz) (GFSK mode) (Above 1GHz): Pass

Field Strength of Spurious Emissions						
Peak Value						
Frequency MHz	Measured Level @3m dBuV	Correction Factor dB/m	Field Strength dBuV/m	Limit @3m dBuV/m	Margin dB	E-Field Polarity
2480.0	44.3	27.8	72.1	N/A	N/A	Horizontal
4960.0	3.3	42.7	46.0	74.0	28.0	Horizontal
7440.0	2.1	46.5	48.6	74.0	25.4	Horizontal
9920.0	2.3	49.7	52.0	74.0	22.0	Horizontal
12400.0	1.4	52.7	54.1	74.0	19.9	Horizontal

Result of Tx mode (Bluetooth: 2480.0 MHz) (GFSK mode) (Above 1GHz): Pass

Field Strength of Spurious Emissions						
Average Value						
Frequency MHz	Measured Level @3m dBuV	Correction Factor dB/m	Field Strength dBuV/m	Limit @3m dBuV/m	Margin dB	E-Field Polarity
2480.0	25.9	27.8	53.7	N/A	N/A	Horizontal
4960.0	-9.9	42.7	32.8	54.0	21.2	Horizontal
7440.0	-9.3	46.5	37.2	54.0	16.8	Horizontal
9920.0	-11.4	49.7	38.3	54.0	15.7	Horizontal
12400.0	-12.4	52.7	40.3	54.0	13.7	Horizontal

The Hong Kong Standards and Testing Centre Limited

Head Office: 10 Dai Wang Street, Taipo Industrial Estate, Tai Po, N.T., Hong Kong

Unit B, 10/F, Block 1, Tai Ping Industrial Centre, No. 57 Ting Kok Road, Tai Po, N.T., Hong Kong

Tel: +852 2666 1888 Fax: +852 2664 4353 Email: hkstc@hkstc.org Website: www.stc-group.org

This report shall not be reproduced unless with prior written approval from The Hong Kong Standards and Testing Centre Limited.

For Conditions of Issuance of this test report, please refer to "Conditions of Issuance of Test Reports" section or Website.



Test Report

Date : 2018-03-07

Page 15 of 34

No. : HM17120059 (Ref.: HM170950)

Limits for Radiated Emissions [FCC 47 CFR 15.209 Class B]:

Frequency Range [MHz]	Quasi-Peak Limits [μ V/m]
0.009-0.490	2400/F (kHz)
0.490-1.705	24000/F (kHz)
1.705-30	30
30-88	100
88-216	150
216-960	200
Above960	500

The emission limits shown in the above table are based on measurement employing a CISPR quasi-peak detector and above 1000MHz are based on measurements employing an average detector.

Result of On mode, (9kHz – 30MHz): PASS

Emissions detected are more than 20 dB below the FCC Limits

Result of On mode, (30MHz – 1GHz): PASS

Field Strength of Spurious Emissions Quasi-Peak Value						
Frequency MHz	Measured Level @3m dB μ V/m	Correction Factor dB μ V/m	Field Strength dB μ V/m	Field Strength μ V/m	Limit @3m μ V/m	E-Field Polarity
83.3	4.7	11.3	16.0	6.3	100	Vertical
210.3	3.4	14.7	18.1	8.0	150	Horizontal
227.3	2.1	15.1	17.2	7.2	200	Vertical
260.4	3.3	15.8	19.1	9.0	200	Horizontal
277.3	1.7	16.1	17.8	7.8	200	Horizontal
511.2	0.8	23.1	23.9	15.7	200	Horizontal

Result of On mode, (1GHz – 26GHz): PASS

Emissions detected are more than 20 dB below the FCC Limits

Remarks:

* Denotes restricted band of operation.

Measurements were made using a peak detector. Any emission less than 1000MHz and falling within the restricted bands of FCC Rules Part 15 Section 15.205 and the limits of FCC Rules Part 15 Section 15.209 were applied.

Correction Factor included Antenna Factor and Cable Attenuation.

Calculated measurement uncertainty: (9kHz - 30MHz): 3.3dB

(30MHz - 1GHz): 4.6dB

(1GHz - 26GHz): 4.4dB

Emissions in the vertical and horizontal polarizations have been investigated and the worst-case test results are recorded in this report.

The Hong Kong Standards and Testing Centre Limited

Head Office: 10 Dai Wang Street, Taipo Industrial Estate, Tai Po, N.T., Hong Kong

Unit B, 10/F, Block 1, Tai Ping Industrial Centre, No. 57 Ting Kok Road, Tai Po, N.T., Hong Kong

Tel: +852 2666 1888 Fax: +852 2664 4353 Email: hkstc@hkstc.org Website: www.stc-group.org

This report shall not be reproduced unless with prior written approval from The Hong Kong Standards and Testing Centre Limited.

For Conditions of Issuance of this test report, please refer to "Conditions of Issuance of Test Reports" section or Website.



Test Report

Date : 2018-03-07

Page 16 of 34

No. : HM17120059 (Ref.: HM170950)

3.1.3 Power Spectral Density

Test Requirement: FCC 47CFR 15.247(e)
Test Method: ANSI C63.10:2013
Test Date: 2017-09-28
Mode of Operation: On mode

Test Method:

The RF output of the EUT was connected to the spectrum analyzer. Set the fundamental frequency as the center frequency of the spectral analyzer. Use RBW=3kHz , VBW= 10KHz , Set the span to 1.5 times the DTS channel bandwidth. Detector = peak, Sweep time = auto couple , Trace mode = max hold. Measure the Power Spectral Density (PSD) and record the results in dBm.

Test Setup:

As Test Setup of clause 3.1.3 in this test report.

Test Limit:

The maximum power spectral density (PSD) shall not exceeded 8dBm in any 3kHz band.

Scale the observed power level to an equivalent value in 3 kHz by adjusting (reducing) the measured power by a bandwidth correction factor (BWCF) where $BWCF=10\log(3\text{ kHz}/100\text{ kHz}=-15.2\text{dB})$

Result of on mode: Pass

Maximum power spectral density

Transmitter Frequency (MHz)	Maximum Power spectral density level / 3kHz band (dBm)	Maximum Power spectral density / 3kHz band limit
2402	-55.5	8dBm
2426	-50.1	8dBm
2480	-50.7	8dBm

The Hong Kong Standards and Testing Centre Limited

Head Office: 10 Dai Wang Street, Taipo Industrial Estate, Tai Po, N.T., Hong Kong

Unit B, 10/F, Block 1, Tai Ping Industrial Centre, No. 57 Ting Kok Road, Tai Po, N.T., Hong Kong

Tel: +852 2666 1888 Fax: +852 2664 4353 Email: hkstc@hkstc.org Website: www.stc-group.org

This report shall not be reproduced unless with prior written approval from The Hong Kong Standards and Testing Centre Limited.

For Conditions of Issuance of this test report, please refer to "Conditions of Issuance of Test Reports" section or Website.



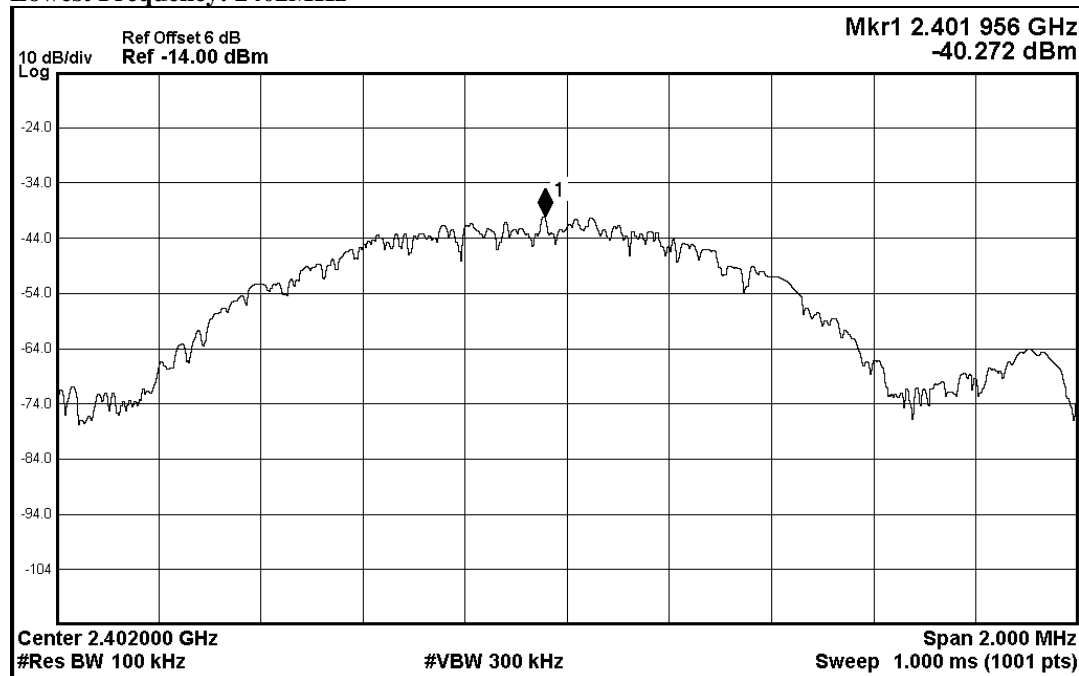
Test Report

Date : 2018-03-07

Page 17 of 34

No. : HM17120059 (Ref.: HM170950)

Lowest Frequency: 2402MHz



PSD at 100kHz = -40.3dBm/100kHz, PSD at 3kHz = -55.2dBm/3kHz

The Hong Kong Standards and Testing Centre Limited

Head Office: 10 Dai Wang Street, Taipo Industrial Estate, Tai Po, N.T., Hong Kong

Unit B, 10/F, Block 1, Tai Ping Industrial Centre, No. 57 Ting Kok Road, Tai Po, N.T., Hong Kong

Tel: +852 2666 1888 Fax: +852 2664 4353 Email: hkstc@hkstc.org Website: www.stc-group.org

This report shall not be reproduced unless with prior written approval from The Hong Kong Standards and Testing Centre Limited.

For Conditions of Issuance of this test report, please refer to "Conditions of Issuance of Test Reports" section or Website.



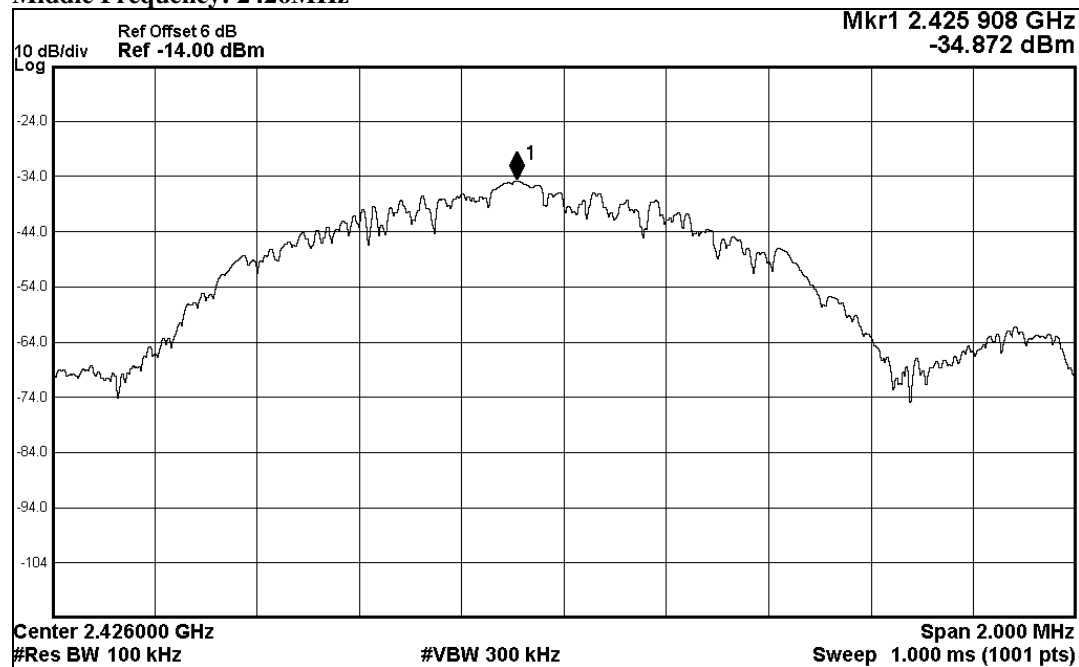
Test Report

Date : 2018-03-07

Page 18 of 34

No. : HM17120059 (Ref.: HM170950)

Middle Frequency: 2426MHz



PSD at 100kHz = -34.9dBm/100kHz, PSD at 3kHz = -50.1dBm/3kHz

The Hong Kong Standards and Testing Centre Limited

Head Office: 10 Dai Wang Street, Taipo Industrial Estate, Tai Po, N.T., Hong Kong

Unit B, 10/F, Block 1, Tai Ping Industrial Centre, No. 57 Ting Kok Road, Tai Po, N.T., Hong Kong

Tel: +852 2666 1888 Fax: +852 2664 4353 Email: hkstc@hkstc.org Website: www.stc-group.org

This report shall not be reproduced unless with prior written approval from The Hong Kong Standards and Testing Centre Limited.

For Conditions of Issuance of this test report, please refer to "Conditions of Issuance of Test Reports" section or Website.



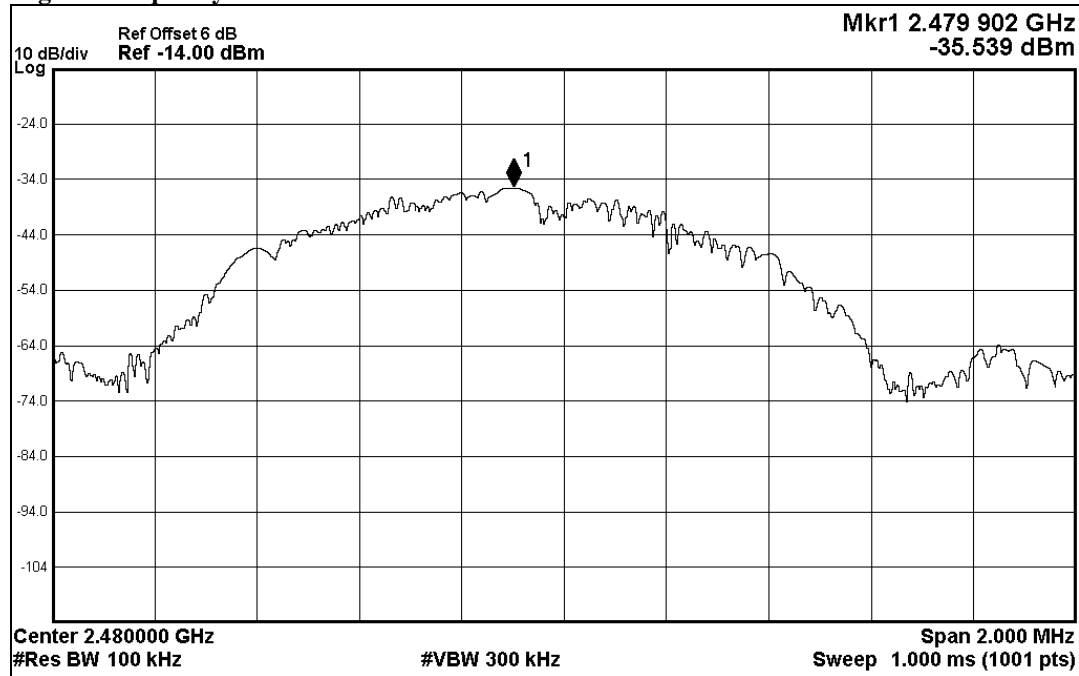
Test Report

Date : 2018-03-07

Page 19 of 34

No. : HM17120059 (Ref.: HM170950)

Highest Frequency: 2480MHz



PSD at 30kHz = -35.5dBm, PSD at 3kHz = -50.7dBm

The Hong Kong Standards and Testing Centre Limited

Head Office: 10 Dai Wang Street, Taipo Industrial Estate, Tai Po, N.T., Hong Kong

Unit B, 10/F, Block 1, Tai Ping Industrial Centre, No. 57 Ting Kok Road, Tai Po, N.T., Hong Kong

Tel: +852 2666 1888 Fax: +852 2664 4353 Email: hkstc@hkstc.org Website: www.stc-group.org

This report shall not be reproduced unless with prior written approval from The Hong Kong Standards and Testing Centre Limited.

For Conditions of Issuance of this test report, please refer to "Conditions of Issuance of Test Reports" section or Website.



Test Report

Date : 2018-03-07

Page 20 of 34

No. : HM17120059 (Ref.: HM170950)

3.1.5 6dB Bandwidth Measurement

Test Requirement: FCC 47CFR 15.247(a)(2)
Test Method: ANSI C63.10-2013
Test Date: 2017-05-19
Mode of Operation: Tx mode

Remark:

The result has been done on all the possible configurations for searching the worst cases.

Test Method:

The bandwidth is measured at an amplitude level reduced from the reference level by a specified ratio. The reference level is the level of the highest amplitude signal observed from the transmitter at the fundamental frequency. Once the reference level is established, the equipment is conditioned with typical modulating signal to produce the worst-case (i.e. the widest) bandwidth.

Test Setup:

As Test Setup of clause 3.1.3 in this test report.

The Hong Kong Standards and Testing Centre Limited

Head Office: 10 Dai Wang Street, Taipo Industrial Estate, Tai Po, N.T., Hong Kong

Unit B, 10/F, Block 1, Tai Ping Industrial Centre, No. 57 Ting Kok Road, Tai Po, N.T., Hong Kong

Tel: +852 2666 1888 Fax: +852 2664 4353 Email: hkstc@hkstc.org Website: www.stc-group.org

This report shall not be reproduced unless with prior written approval from The Hong Kong Standards and Testing Centre Limited.

For Conditions of Issuance of this test report, please refer to "Conditions of Issuance of Test Reports" section or Website.



Test Report

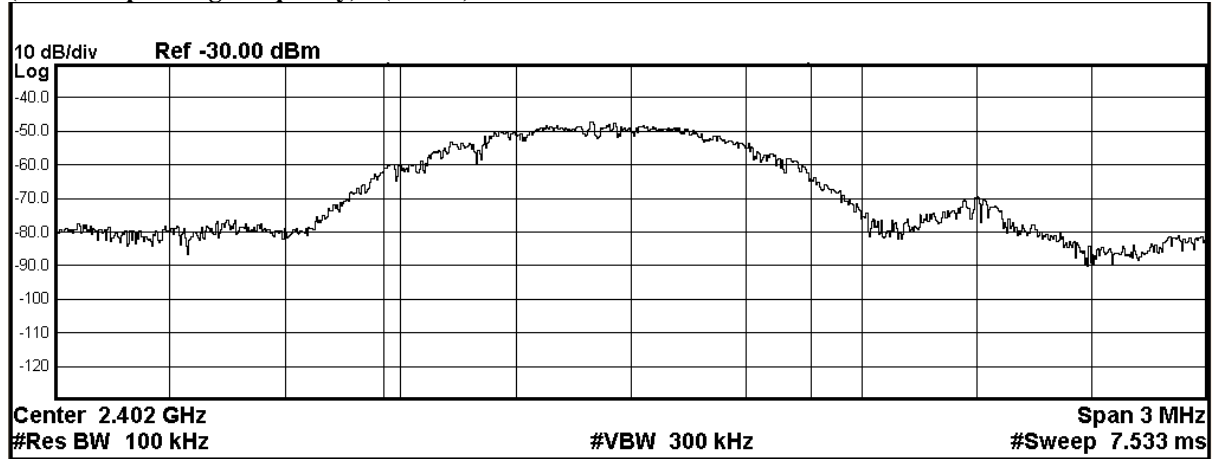
Date : 2018-03-07

Page 21 of 34

No. : HM17120059 (Ref.: HM170950)

Fundamental Frequency [MHz]	6dB Bandwidth [kHz]	FCC Limits [kHz]
2402	644.3	>500kHz

(Lowest Operating Frequency) - (GFSK)



Occupied Bandwidth	Total Power	-41.5 dBm
1.1130 MHz		
Transmit Freq Error	-86.942 kHz	OBW Power
x dB Bandwidth	644.3 kHz	99.00 %
	x dB	-6.00 dB



Test Report

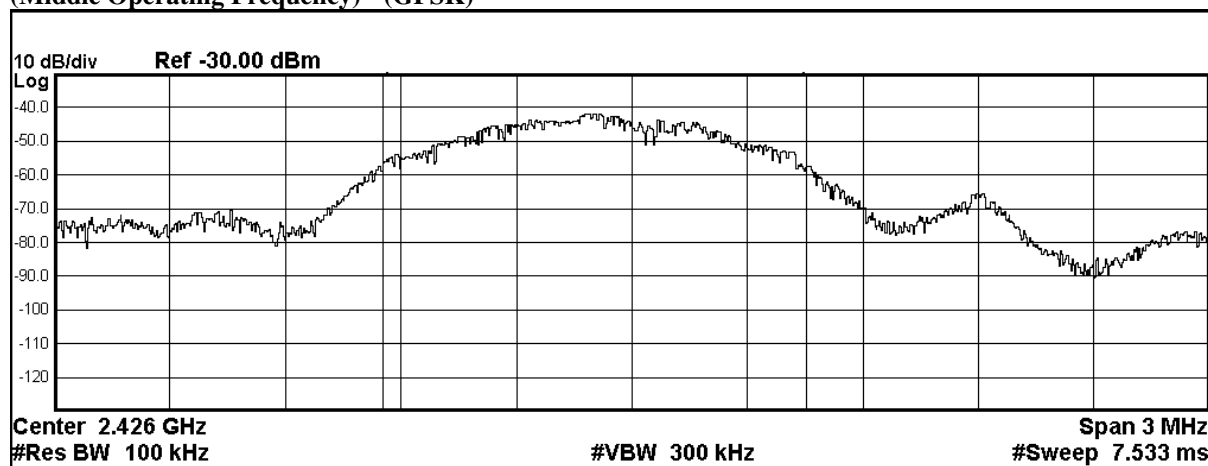
Date : 2018-03-07

Page 22 of 34

No. : HM17120059 (Ref.: HM170950)

Fundamental Frequency [MHz]	6dB Bandwidth [kHz]	FCC Limits [kHz]
2426	631.7	>500kHz

(Middle Operating Frequency) - (GFSK)



Occupied Bandwidth	Total Power	-36.6 dBm
1.0952 MHz		
Transmit Freq Error	-94.138 kHz	OBW Power
x dB Bandwidth	631.7 kHz	99.00 %
	x dB	-6.00 dB

The Hong Kong Standards and Testing Centre Limited

Head Office: 10 Dai Wang Street, Taipo Industrial Estate, Tai Po, N.T., Hong Kong

Unit B, 10/F, Block 1, Tai Ping Industrial Centre, No. 57 Ting Kok Road, Tai Po, N.T., Hong Kong

Tel: +852 2666 1888 Fax: +852 2664 4353 Email: hkstc@hkstc.org Website: www.stc-group.org

This report shall not be reproduced unless with prior written approval from The Hong Kong Standards and Testing Centre Limited.

For Conditions of Issuance of this test report, please refer to "Conditions of Issuance of Test Reports" section or Website.



Test Report

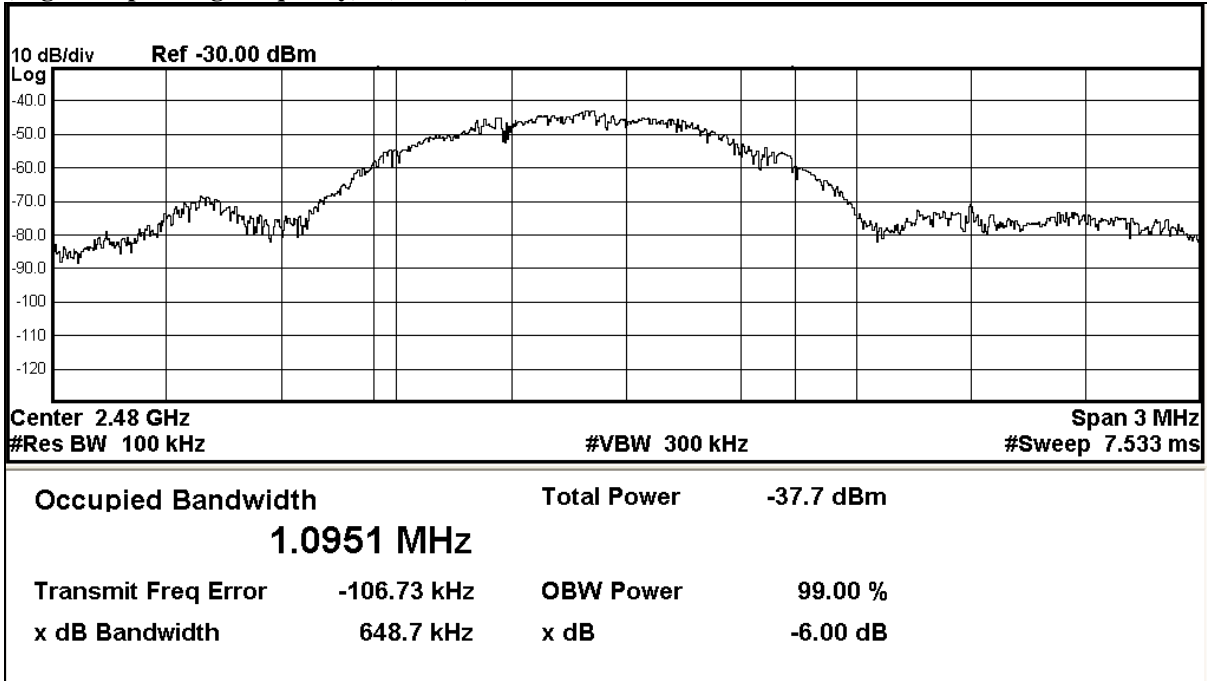
Date : 2018-03-07

Page 23 of 34

No. : HM17120059 (Ref.: HM170950)

Fundamental Frequency [MHz]	6dB Bandwidth [kHz]	FCC Limits [kHz]
2480	648.7	>500kHz

(Highest Operating Frequency) - (GFSK)





Test Report

Date : 2018-03-07

Page 24 of 34

No. : HM17120059 (Ref.: HM170950)

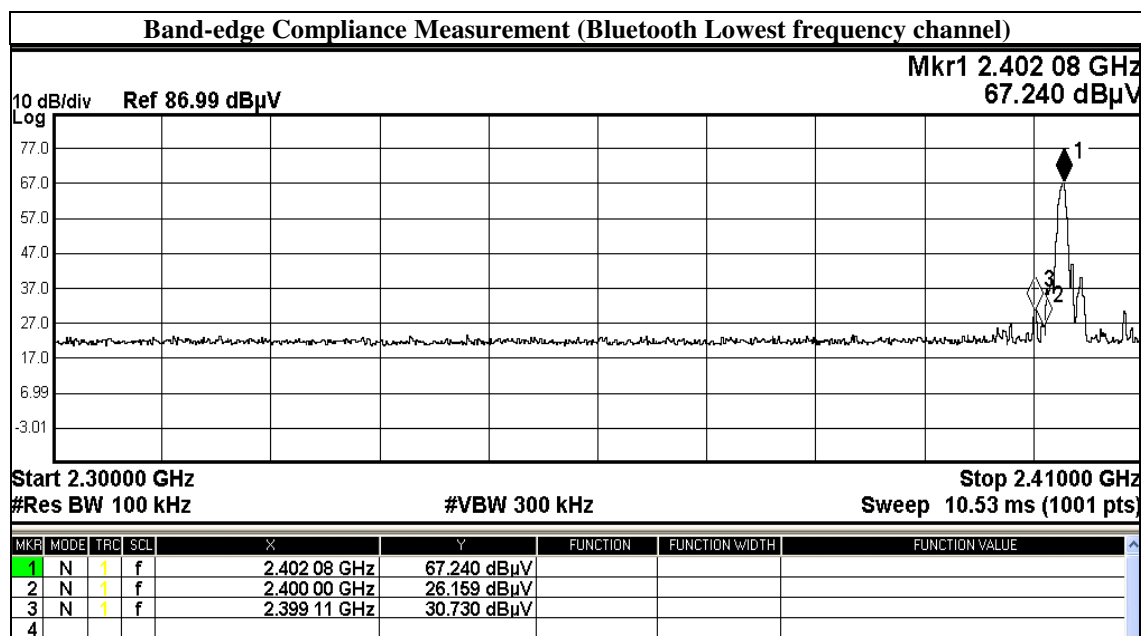
3.1.6 Band-edge Compliance Measurement:

Limit :

In any 100 kHz bandwidth outside the frequency band in which the spread spectrum or digitally modulated intentional radiator is operating, the radio frequency power that is produced by the intentional radiator shall be at least 20 dB below that in the 100 kHz bandwidth within the band that contains the highest level of the desired power, based on either an RF conducted or a radiated measurement. Attenuation below the general limits specified in Section 15.209(a) is not required.

Band-edge Compliance Measurement:

Frequency Range [MHz]	Radiated Emission Attenuated below the Fundamental [dB]
2400 - Lowest Fundamental (2402)	41.1



The Hong Kong Standards and Testing Centre Limited

Head Office: 10 Dai Wang Street, Taipo Industrial Estate, Tai Po, N.T., Hong Kong

Unit B, 10/F, Block 1, Tai Ping Industrial Centre, No. 57 Ting Kok Road, Tai Po, N.T., Hong Kong

Tel: +852 2666 1888 Fax: +852 2664 4353 Email: hkstc@hkstc.org Website: www.stc-group.org

This report shall not be reproduced unless with prior written approval from The Hong Kong Standards and Testing Centre Limited.

For Conditions of Issuance of this test report, please refer to "Conditions of Issuance of Test Reports" section or Website.



Test Report

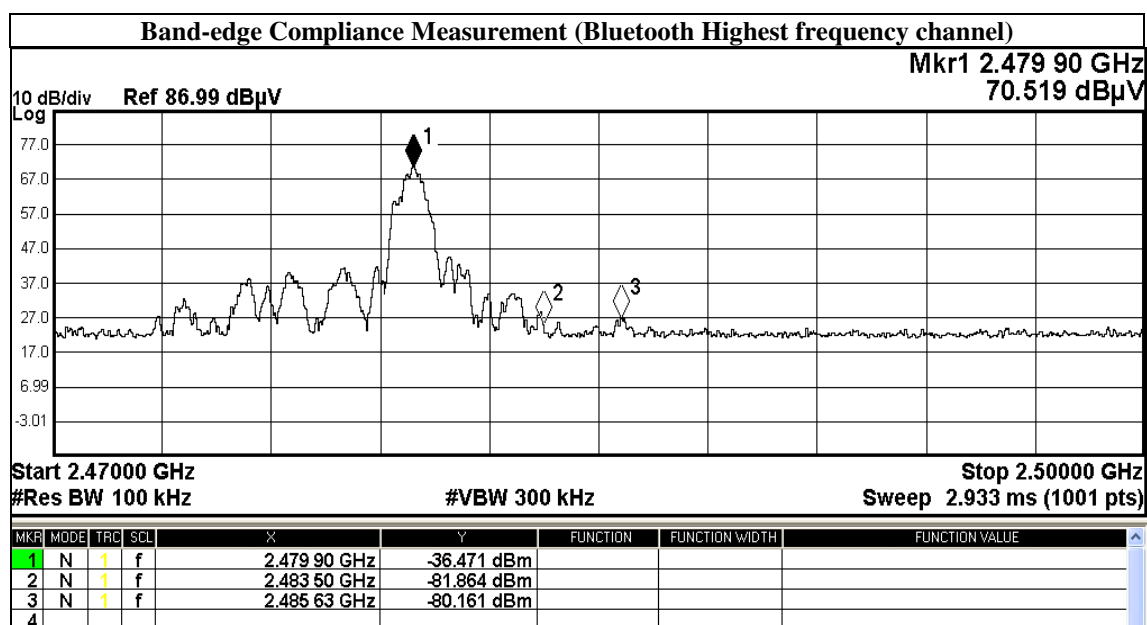
Date : 2018-03-07

Page 25 of 34

No. : HM17120059 (Ref.: HM170950)

Band-edge Compliance Measurement:

Frequency Range [MHz]	Radiated Emission Attenuated below the Fundamental [dB]
Highest Fundamental (2480) - 2483.5	45.4



Field Strength of Band-edge Emissions Peak Value						
Frequency MHz	Measured Level @3m dBμV/m	Correction Factor dBμV/m	Field Strength dBμV/m	Field Strength μV/m	Limit @3m μV/m	E-Field Polarity
2399.1	2.9	27.8	30.7	34.3	5,000	Horizontal
2485.6	4.7	27.8	32.5	42.2	5,000	Horizontal

Field Strength of Band-edge Emissions Average Value						
Frequency MHz	Measured Level @3m dBμV/m	Correction Factor dBμV/m	Field Strength dBμV/m	Field Strength μV/m	Limit @3m μV/m	E-Field Polarity
2399.1	-1.3	27.8	26.5	21.1	500	Horizontal
2485.6	-0.9	27.8	26.9	22.1	500	Horizontal



Test Report

Date : 2018-03-07

Page 26 of 34

No. : HM17120059 (Ref.: HM170950)

3.1.11 Antenna Requirement

Test Requirements: § 15.203

Test Specification:

An intentional radiator shall be designed to ensure that no antenna other than that furnished by the responsible party shall be used with the device. The use of a permanently attached antenna or of an antenna that uses a unique coupling to the intentional radiator shall be considered sufficient to comply with the provisions of this section. The manufacturer may design the unit so that a broken antenna can be replaced by the user, but the use of a standard antenna jack or electrical connector is prohibited.

Test Results:

Bluetooth:

This is "Inverted-F" printed antenna. There is no external antenna, the antenna gain = 0dBi. User is unable to remove or change the Antenna.

The Hong Kong Standards and Testing Centre Limited

Head Office: 10 Dai Wang Street, Taipo Industrial Estate, Tai Po, N.T., Hong Kong

Unit B, 10/F, Block 1, Tai Ping Industrial Centre, No. 57 Ting Kok Road, Tai Po, N.T., Hong Kong

Tel: +852 2666 1888 Fax: +852 2664 4353 Email: hkstc@hkstc.org Website: www.stc-group.org

This report shall not be reproduced unless with prior written approval from The Hong Kong Standards and Testing Centre Limited.

For Conditions of Issuance of this test report, please refer to "Conditions of Issuance of Test Reports" section or Website.



Test Report

Date : 2018-03-07

Page 27 of 34

No. : HM17120059 (Ref.: HM170950)

Appendix A

LIST OF MEASUREMENT EQUIPMENT

Radiated Emission

EQP NO.	DESCRIPTION	MANUFACTURER	MODEL NO.	SERIAL NO.	LAST CAL	DUE CAL
EM215	MULTIDEVICE CONTROLLER	EMCO	2090	00024676	N/A	N/A
EM217	ELECTRIC POWERED TURNTABLE	EMCO	2088	00029144	N/A	N/A
EM218	ANECHOIC CHAMBER	ETS-LINDGREN	FACT-3	--	2017/04/24	2018/04/24
EM356	ANTENNA POSITIONING TOWER	ETS-LINDGREN	2171B	00150346	N/A	N/A
EM354	BICONILOG ANTENNA	ETS-LINDGREN	3143B	00142073	2016/02/29	2018/02/29
EM229	EMI TEST RECEIVER	R&S	ESIB40	100248	2017/06/01	2018/06/01
EM299	DOUBLE-RIDGED WAVEGUIDE HORN ANTENNA	ETS-LINDGREN	3115	00114120	2016/04/27	2018/04/27
EM300	PYRAMIDAL STANDARD GAIN HORN ANTENNA	ETS-LINDGREN	3160-09	00130130	2016/05/13	2018/05/13
EM301	PYRAMIDAL STANDARD GAIN HORN ANTENNA	ETS-LINDGREN	3160-10	00130988	2016/05/13	2018/05/13
EM302	PRECISION OMNIDIRECTIONAL DIPOLE (1 – 6GHZ)	SEIBERSDORF LABORATORIES	POD 16	161806/L	2016/05/11	2018/05/11
EM303	PRECISION OMNIDIRECTIONAL DIPOLE (6 – 18GHZ)	SEIBERSDORF LABORATORIES	POD 618	6181908/L	2016/05/11	2018/05/11
EM318	USB WIDEBAND POWER SENSOR	AGILENT	U2022XA	MY53470001	2017/03/23	2018/03/23
EM353	LOOP ANTENNA	ETS_LINDGREN	6502	00206533	2016/03/16	2018/03/16

Remarks:-

CM Corrective Maintenance
N/A Not Applicable or Not Available
TBD To Be Determined

The Hong Kong Standards and Testing Centre Limited

Head Office: 10 Dai Wang Street, Taipo Industrial Estate, Tai Po, N.T., Hong Kong

Unit B, 10/F, Block 1, Tai Ping Industrial Centre, No. 57 Ting Kok Road, Tai Po, N.T., Hong Kong

Tel: +852 2666 1888 Fax: +852 2664 4353 Email: hkstc@hkstc.org Website: www.stc-group.org

This report shall not be reproduced unless with prior written approval from The Hong Kong Standards and Testing Centre Limited.

For Conditions of Issuance of this test report, please refer to "Conditions of Issuance of Test Reports" section or Website.

Test Report

Date : 2018-03-07

Page 28 of 34

No. : HM17120059 (Ref.: HM170950)

Appendix B

Photographs of EUT

Front View of the product (Black)




Rear View of the product (Black)



Side View of the product (Black)



Side View of the product (Black)



Side View of the product (Black)



Side View of the product (Black)



The Hong Kong Standards and Testing Centre Limited

Head Office: 10 Dai Wang Street, Tai Po Industrial Estate, Tai Po, N.T., Hong Kong

Unit B, 10/F, Block 1, Tai Ping Industrial Centre, No. 57 Ting Kok Road, Tai Po, N.T., Hong Kong

Tel: +852 2666 1888 Fax: +852 2664 4353 Email: hkstc@hkstc.org Website: www.stc-group.org

This report shall not be reproduced unless with prior written approval from The Hong Kong Standards and Testing Centre Limited.

For Conditions of Issuance of this test report, please refer to "Conditions of Issuance of Test Reports" section or Website.

Test Report

Date : 2018-03-07

Page 29 of 34

No. : HM17120059 (Ref.: HM170950)

Photographs of EUT

Front View of the product (Silver)



Rear View of the product (Silver)



Side View of the product (Silver)



Side View of the product (Silver)



The Hong Kong Standards and Testing Centre Limited

Head Office: 10 Dai Wang Street, Taipo Industrial Estate, Tai Po, N.T., Hong Kong

Unit B, 10/F, Block 1, Tai Ping Industrial Centre, No. 57 Ting Kok Road, Tai Po, N.T., Hong Kong

Tel: +852 2666 1888 Fax: +852 2664 4353 Email: hkstc@hkstc.org Website: www.stc-group.org

This report shall not be reproduced unless with prior written approval from The Hong Kong Standards and Testing Centre Limited.

For Conditions of Issuance of this test report, please refer to "Conditions of Issuance of Test Reports" section or Website.

Test Report

Date : 2018-03-07

Page 30 of 34

No. : HM17120059 (Ref.: HM170950)


Inner Circuit Top View



Inner Circuit Bottom View



Inner Circuit Top View



Inner Circuit Bottom View



Inner Circuit Top View



Inner Circuit Bottom View



The Hong Kong Standards and Testing Centre Limited

Head Office: 10 Dai Wang Street, Taipo Industrial Estate, Tai Po, N.T., Hong Kong

Unit B, 10/F, Block 1, Tai Ping Industrial Centre, No. 57 Ting Kok Road, Tai Po, N.T., Hong Kong

Tel: +852 2666 1888 Fax: +852 2664 4353 Email: hkstc@hkstc.org Website: www.stc-group.org

This report shall not be reproduced unless with prior written approval from The Hong Kong Standards and Testing Centre Limited.

For Conditions of Issuance of this test report, please refer to "Conditions of Issuance of Test Reports" section or Website.

Test Report

Date : 2018-03-07

Page 31 of 34

No. : HM17120059 (Ref.: HM170950)


Inner Circuit Top View



Inner Circuit Bottom View



Inner Circuit Top View



The Hong Kong Standards and Testing Centre Limited

Head Office: 10 Dai Wang Street, Tai Po Industrial Estate, Tai Po, N.T., Hong Kong

Unit B, 10/F, Block 1, Tai Ping Industrial Centre, No. 57 Ting Kok Road, Tai Po, N.T., Hong Kong

Tel: +852 2666 1888 Fax: +852 2664 4353 Email: hkstc@hkstc.org Website: www.stc-group.org

This report shall not be reproduced unless with prior written approval from The Hong Kong Standards and Testing Centre Limited.

For Conditions of Issuance of this test report, please refer to "Conditions of Issuance of Test Reports" section or Website.

Test Report


Date : 2018-03-07

Page 32 of 34

No. : HM17120059 (Ref.: HM170950)

Photographs of EUT

Measurement of Radiated Emission Test Set Up (9kHz to 30 MHz)



The Hong Kong Standards and Testing Centre Limited

Head Office: 10 Dai Wang Street, Taipo Industrial Estate, Tai Po, N.T., Hong Kong

Unit B, 10/F, Block 1, Tai Ping Industrial Centre, No. 57 Ting Kok Road, Tai Po, N.T., Hong Kong

Tel: +852 2666 1888 Fax: +852 2664 4353 Email: hkstc@hkstc.org Website: www.stc-group.org

This report shall not be reproduced unless with prior written approval from The Hong Kong Standards and Testing Centre Limited.

For Conditions of Issuance of this test report, please refer to "Conditions of Issuance of Test Reports" section or Website.


Test Report

Date : 2018-03-07

Page 33 of 34

No. : HM17120059 (Ref.: HM170950)

Measurement of Radiated Emission Test Set Up (30MHz- to 1000MHz)



The Hong Kong Standards and Testing Centre Limited

Head Office: 10 Dai Wang Street, Taipo Industrial Estate, Tai Po, N.T., Hong Kong

Unit B, 10/F, Block 1, Tai Ping Industrial Centre, No. 57 Ting Kok Road, Tai Po, N.T., Hong Kong

Tel: +852 2666 1888 Fax: +852 2664 4353 Email: hkstc@hkstc.org Website: www.stc-group.org

This report shall not be reproduced unless with prior written approval from The Hong Kong Standards and Testing Centre Limited.

For Conditions of Issuance of this test report, please refer to "Conditions of Issuance of Test Reports" section or Website.

Test Report


Date : 2018-03-07

Page 34 of 34

No. : HM17120059 (Ref.: HM170950)

Photographs of EUT

Measurement of Radiated Emission Test Set Up (Above 1000MHz)



***** End of Test Report *****

The Hong Kong Standards and Testing Centre Limited

Head Office: 10 Dai Wang Street, Tai Po Industrial Estate, Tai Po, N.T., Hong Kong

Unit B, 10/F, Block 1, Tai Ping Industrial Centre, No. 57 Ting Kok Road, Tai Po, N.T., Hong Kong

Tel: +852 2666 1888 Fax: +852 2664 4353 Email: hkstc@hkstc.org Website: www.stc-group.org

This report shall not be reproduced unless with prior written approval from The Hong Kong Standards and Testing Centre Limited.

For Conditions of Issuance of this test report, please refer to "Conditions of Issuance of Test Reports" section or Website.

Conditions of Issuance of Test Reports

1. All samples and goods are accepted by The Hong Kong Standards & Testing Centre Limited (the "Company") solely for testing and reporting in accordance with the following terms and conditions. The Company provides its services on the basis that such terms and conditions constitute express agreement between the Company and any person, firm or company requesting its services (the "Clients").
2. Any report issued by the Company as a result of this application for testing service (the "Report") shall be issued in confidence to the Clients and the Report will be strictly treated as such by the Company. It may not be reproduced either in its entirety or in part and it may not be used for advertising or other unauthorized purposes without the written consent of the Company. The Clients to whom the Report is issued may, however, show or send it, or a certified copy thereof prepared by the Company to his customer, supplier or other persons directly concerned. The Company will not, without the consent of the Clients, enter into any discussion or correspondence with any third party concerning the contents of the Report, unless required by the relevant governmental authorities, laws or court orders.
3. The Company shall not be called or be liable to be called to give evidence or testimony on the Report in a court of law without its prior written consent, unless required by the relevant governmental authorities, laws or court orders.
4. The Report refers only to the sample tested and does not apply to the bulk, unless the sampling has been carried out by the Company and is stated as such in the Report.
5. In the event of the improper use the report as determined by the Company, the Company reserves the right to withdraw it, and to adopt any other additional remedies which may be appropriate.
6. Sample submitted for testing are accepted on the understanding that the Report issued cannot form the basis of, or be the instrument for, any legal action against the Company.
7. The Company will not be liable for or accept responsibility for any loss or damage howsoever arising from the use of information contained in any of its Reports or in any communication whatsoever about its said tests or investigations.
8. Clients wishing to use the Report in court proceedings or arbitration shall inform the Company to that effect prior to submitting the sample for testing.
9. Subject to the variable length of retention time for test data and report stored hereinto as to otherwise specifically required by individual accreditation authorities, the Company will only keep the supporting test data and information of this test report for a period of three years. The data and information will be disposed of after the aforementioned retention period has elapsed. Under no circumstances shall we provide any data and information which has been disposed of after the retention period. Under no circumstances shall we be liable for damages of any kind, including (but not limited to) compensatory damages, lost profits, lost data, or any form of special, incidental, indirect, consequential or punitive damages of any kind, whether based on breach of contract of warranty, tort (including negligence), product liability or otherwise, even if we are informed in advance of the possibility of such damages.
10. Issuance records of the Report are available on the internet at www.stc-group.org. Further enquiry of validity or verification of the Reports should be addressed to the Company.