



香 港 標 準 及 檢 定 中 心  
Hong Kong Standards and Testing Centre

Date : 2005-06-27  
No. : HM153914

**TEST REPORT**

Page 1 of 18

**Applicant:**

Rising Sun Industrial Company  
5/F Koon Wah Mirror Factory (3rd) Building,  
5-9 Ka Hing Road, Kwai Chung, N.T., Hong Kong.

**Description of Samples:**

Model name: AERO R/C CAR  
Model no.: 0501-49  
Brand name: N/A  
FCC ID: N8F050149TX

**Date Samples Received:**

2005-04-18

**Date Tested:**

2005-05-26

**Investigation Requested:**

FCC Part 15 Subpart C

**Conclusions:**

The submitted product COMPLIED with the requirements of Federal Communications Commission [FCC] Rules and Regulations Part 15. The tests were performed in accordance with the standards described above and on Section 2.2 in this Test Report.

**Remarks:**

----

---

K C Lee, EMD  
for Chief Executive

This report shall not be reproduced unless with prior written approval from the Hong Kong Standards and Testing Centre.

香港新界大埔工業村大宏街 10 號

10 Dai Wang Street, Taipo Industrial Estate, N.T., Hong Kong

Tel: (852) 2666 1888 Fax: (852) 2664 4353 Homepage: [www.hkstc.org](http://www.hkstc.org) E-mail: [hkstc@hkstc.org](mailto:hkstc@hkstc.org)  
For full text of "Conditions of Issuance of Test Report", please refer to overleaf or refer to the website of  
STC: [www.hkstc.org](http://www.hkstc.org) (the section "Application and Quotation").



香港標準及檢定中心  
Hong Kong Standards and Testing Centre

Date : 2005-06-27

**TEST REPORT**

Page 2 of 18

No. : HM153914

**CONTENT:**

Cover	Page 1 of 18
Content	Page 2-3 of 18
<b><u>1.0 General Details</u></b>	
1.1 Test Laboratory	Page 4 of 18
1.2 Applicant Details Applicant HKSTC Code Number for Applicant Manufacturer	Page 4 of 18
1.3 Equipment Under Test [EUT] Description of EUT operation	Page 5 of 18
1.4 Date of Order	Page 5 of 18
1.5 Submitted Samples	Page 5 of 18
1.6 Test Duration	Page 5 of 18
1.7 Country of Origin	Page 5 of 18
1.8 Additional Information of EUT	Page 6 of 18
<b><u>2.0 Technical Details</u></b>	
2.1 Investigations Requested	Page 7 of 18
2.2 Test Standards and Results Summary	Page 7 of 18
<b><u>3.0 Test Results</u></b>	
3.1 Emission	Page 8-11 of 18
3.2 Bandwidth Measurement	Page 12-13 of 18

香港新界大埔工業村大宏街 10 號

10 Dai Wang Street, Taipo Industrial Estate, N.T., Hong Kong

Tel: (852) 2666 1888 Fax: (852) 2664 4353 Homepage: [www.hkstc.org](http://www.hkstc.org) E-mail: [hkstc@hkstc.org](mailto:hkstc@hkstc.org)  
For full text of "Conditions of Issuance of Test Report", please refer to overleaf or refer to the website of  
STC: [www.hkstc.org](http://www.hkstc.org) (the section "Application and Quotation").



香 港 標 準 及 檢 定 中 心  
**Hong Kong Standards and Testing Centre**

Date : 2005-06-27

**TEST REPORT**

Page 3 of 18

No. : HM153914

**Appendix A**

List of Measurement Equipment

Page 14 of 18

**Appendix B**

Duty Cycle Correction During 100 msec

Page 15-16 of 18

**Appendix C**

Photographs

Page 17-18 of 18

香港新界大埔工業村大宏街 10 號

10 Dai Wang Street, Taipo Industrial Estate, N.T., Hong Kong

Tel: (852) 2666 1888 Fax: (852) 2664 4353 Homepage: [www.hkstc.org](http://www.hkstc.org) E-mail: [hkstc@hkstc.org](mailto:hkstc@hkstc.org)  
For full text of "Conditions of Issuance of Test Report", please refer to overleaf or refer to the website of  
STC: [www.hkstc.org](http://www.hkstc.org) (the section "Application and Quotation").



香港標準及檢定中心  
Hong Kong Standards and Testing Centre

Date : 2005-06-27

**TEST REPORT**

Page 4 of 18

No. : HM153914

**1.0 General Details**

**1.1 Test Laboratory**

The Hong Kong Standards and Testing Centre Ltd.  
EMC Laboratory  
10 Dai Wang Street, Taipo Industrial Estate  
New Territories, Hong Kong

**1.2 Applicant Details**  
**Applicant**

Rising Sun Industrial Company  
5/F Koon Wah Mirror Factory (3rd) Building,  
5-9 Ka Hing Road, Kwai Chung, N.T., Hong Kong.

**HKSTC Code Number for Applicant**

**RIS001**

**Manufacturer**

Rising Sun Industrial Company  
5/F Koon Wah Mirror Factory (3rd) Building,  
5-9 Ka Hing Road, Kwai Chung, N.T., Hong Kong.

香港新界大埔工業村大宏街 10 號

10 Dai Wang Street, Taipo Industrial Estate, N.T., Hong Kong

Tel: (852) 2666 1888 Fax: (852) 2664 4353 Homepage: [www.hkstc.org](http://www.hkstc.org) E-mail: [hkstc@hkstc.org](mailto:hkstc@hkstc.org)  
For full text of "Conditions of Issuance of Test Report", please refer to overleaf or refer to the website of  
STC: [www.hkstc.org](http://www.hkstc.org) (the section "Application and Quotation").



香港標準及檢定中心  
Hong Kong Standards and Testing Centre

Date : 2005-06-27

**TEST REPORT**

Page 5 of 18

No. : HM153914

**1.3 Equipment Under Test [EUT]  
Description of Sample**

Model Name: AERO R/C CAR  
Manufacturer: Rising Sun Industrial Company  
Brand Name: N/A  
Model Number: 0501-49  
Input Voltage: 3Vd.c ("AA" size battery x 2)

**1.3.1 Description of EUT Operation**

The Equipment Under Test (EUT) is a Rising Sun Industrial Company, AERO R/C CAR. The transmitter is a 2 button transmitter. The EUT continues to transmit while button is being pressed, Modulation by IC. and type is pulse modulation.

**1.4 Date of Order**

2005-04-18

**1.5 Submitted Sample(s):**

4 Samples per model

**1.6 Test Duration**

2005-05-26

**1.7 Country of Origin**

China

香港新界大埔工業村大宏街 10 號

10 Dai Wang Street, Taipo Industrial Estate, N.T., Hong Kong

Tel: (852) 2666 1888 Fax: (852) 2664 4353 Homepage: [www.hkstc.org](http://www.hkstc.org) E-mail: [hkstc@hkstc.org](mailto:hkstc@hkstc.org)  
For full text of "Conditions of Issuance of Test Report", please refer to overleaf or refer to the website of  
STC: [www.hkstc.org](http://www.hkstc.org) (the section "Application and Quotation").



香港標準及檢定中心  
Hong Kong Standards and Testing Centre

Date : 2005-06-27

**TEST REPORT**

Page 6 of 18

No. : HM153914

**1.8 Additional Information of EUT**

User Manual  
Part List  
Circuit Diagram  
Printed Circuit Board [PCB] Layout  
Block diagram  
FCC ID Label

Submitted

Not Available

香港新界大埔工業村大宏街 10 號

10 Dai Wang Street, Taipo Industrial Estate, N.T., Hong Kong

Tel: (852) 2666 1888 Fax: (852) 2664 4353 Homepage: [www.hkstc.org](http://www.hkstc.org) E-mail: [hkstc@hkstc.org](mailto:hkstc@hkstc.org)  
For full text of "Conditions of Issuance of Test Report", please refer to overleaf or refer to the website of  
STC: [www.hkstc.org](http://www.hkstc.org) (the section "Application and Quotation").



香港標準及檢定中心  
Hong Kong Standards and Testing Centre

Date : 2005-06-27

**TEST REPORT**

Page 7 of 18

No. : HM153914

**2.0 Technical Details**

**2.1 Investigations Requested**

Perform ElectroMagnetic Interference measurement in accordance with FCC 47CFR [Codes of Federal Regulations] Part 15 and ANSI C63.4:2003 for FCC Certification.

**2.2 Test Standards and Results Summary Tables**

EMISSION Results Summary						
Test Condition	Test Requirement	Test Method	Class / Severity	Test Result		
				Pass	Failed	N/A
Field Strength of Fundamental Emissions & Spurious Emissions	FCC 47CFR 15.235	ANSI C63.4:2003	N/A	<input checked="" type="checkbox"/>	<input type="checkbox"/>	<input type="checkbox"/>
Radiated Emissions, 30MHz to 1GHz	FCC 47CFR 15.209	ANSI C63.4:2003	Class B	<input checked="" type="checkbox"/>	<input type="checkbox"/>	<input type="checkbox"/>
Conducted Emissions on AC, 0.15MHz to 30MHz	FCC 47CFR 15.207	ANSI C63.4:2003	Class B	<input type="checkbox"/>	<input type="checkbox"/>	<input checked="" type="checkbox"/>

Note: N/A - Not Applicable

香港新界大埔工業村大宏街 10 號

10 Dai Wang Street, Taipo Industrial Estate, N.T., Hong Kong

Tel: (852) 2666 1888 Fax: (852) 2664 4353 Homepage: www.hkstc.org E-mail: hkstc@hkstc.org  
For full text of "Conditions of Issuance of Test Report", please refer to overleaf or refer to the website of  
STC: www.hkstc.org (the section "Application and Quotation").



香港標準及檢定中心  
Hong Kong Standards and Testing Centre

Date : 2005-06-27

**TEST REPORT**

Page 8 of 18

No. : HM153914

**3.0 Test Results**

**3.1 Emission**

**3.1.1 Radiated Emissions (30 – 1000MHz)**

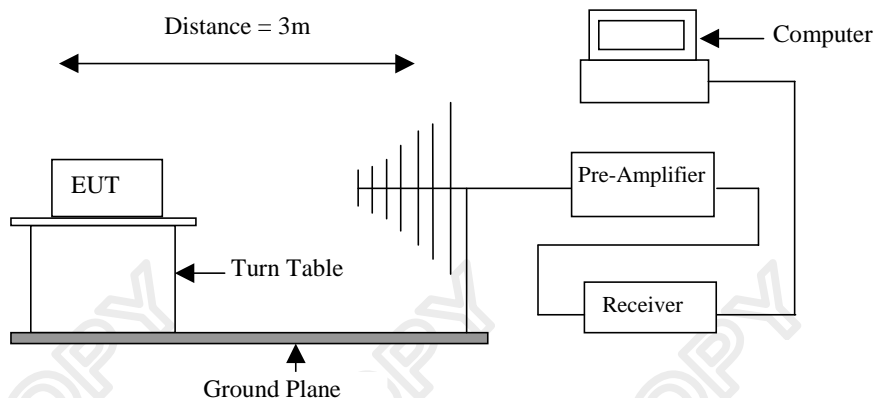
Test Requirement: FCC 47CFR 15.235  
Test Method: ANSI C63.4:2003  
Test Date: 2005-05-26  
Mode of Operation: On mode

**Test Method:**

The sample was placed 0.8m above the ground plane on the OATS \*. Measurements in both horizontal and vertical polarities were performed. During the test, each emission was maximized by: having the EUT continuously working, investigated all operating modes, rotated about all 3 axis (X, Y & Z) and considered typical configuration to obtain worst position, manipulating interconnecting cables, rotating turntable, varying antenna height from 1m to 4m in both horizontal and vertical polarizations. The emissions worst-case are shown in Test Results of the following pages.

\*: OATS [Open Area Test Site] located at HKSTC with a metal ground plane filed with the FCC pursuant to section 2.948 of the FCC rules, with Registration Number: 607756.

**Test Setup:**



香港新界大埔工業村大宏街 10 號

10 Dai Wang Street, Taipo Industrial Estate, N.T., Hong Kong

Tel: (852) 2666 1888 Fax: (852) 2664 4353 Homepage: [www.hkstc.org](http://www.hkstc.org) E-mail: [hkstc@hkstc.org](mailto:hkstc@hkstc.org)  
For full text of "Conditions of Issuance of Test Report", please refer to overleaf or refer to the website of  
STC: [www.hkstc.org](http://www.hkstc.org) (the section "Application and Quotation").





香港標準及檢定中心  
Hong Kong Standards and Testing Centre

Date : 2005-06-27

**TEST REPORT**

Page 9 of 18

No. : HM153914

**Limits for Field Strength of Fundamental Emissions [FCC 47CFR 15.235]:**

Frequency Range of Fundamental [MHz]	Field Strength of Fundamental Emission [Peak] [ $\mu\text{V}/\text{m}$ ]	Field Strength of Fundamental Emission [Average] [ $\mu\text{V}/\text{m}$ ]
49.82-49.90	100,000	10,000

**Results:**

Field Strength of Fundamental Emissions Peak Value						
Frequency MHz	Measured Level @3m $\text{dB}\mu\text{V}/\text{m}$	Correction Factor $\text{dB}\mu\text{V}/\text{m}$	Field Strength $\text{dB}\mu\text{V}/\text{m}$	Field Strength $\mu\text{V}/\text{m}$	Limit @3m $\mu\text{V}/\text{m}$	E-Field Polarity
49.86	68.7	10.2	78.9	8,810.5	100,000	Vertical

Field Strength of Fundamental Emissions Average							
Frequency MHz	Measured Level @3m $\text{dB}\mu\text{V}/\text{m}$	Adjusted by Duty Cycle dB	Correction Factor $\text{dB}\mu\text{V}/\text{m}$	Field Strength $\text{dB}\mu\text{V}/\text{m}$	Field Strength $\mu\text{V}/\text{m}$	Limit @3m $\mu\text{V}/\text{m}$	E-Field Polarity
49.86	64.2	-4.5	10.2	74.4	5,248.1	10,000	Vertical

According to FCC 47CFR15.35, the limit on the radio frequency emissions as measured using instrumentation with a peak detector function, corresponding to 20dB above the maximum permitted average limit for the frequency being investigated unless a different peak emission limit is otherwise specified in the rules.

**Remarks:**

Correction Factor included Antenna Factor and Cable Attenuation.

Calculated measurement uncertainty : 30MHz to 1GHz  $\pm 4.1\text{dB}$

香港新界大埔工業村大宏街 10 號

10 Dai Wang Street, Taipo Industrial Estate, N.T., Hong Kong

Tel: (852) 2666 1888 Fax: (852) 2664 4353 Homepage: www.hkstc.org E-mail: hkstc@hkstc.org  
For full text of "Conditions of Issuance of Test Report", please refer to overleaf or refer to the website of  
STC: www.hkstc.org (the section "Application and Quotation").



香港標準及檢定中心  
Hong Kong Standards and Testing Centre

Date : 2005-06-27

**TEST REPORT**

Page 10 of 18

No. : HM153914

**Limits for Radiated Emissions [FCC 47 CFR 15.209 Class B]:**

Frequency Range [MHz]	Quasi-Peak Limits [ $\mu\text{V}/\text{m}$ ]
30-88	100
88-216	150
216-960	200
Above960	500

The emission limits shown in the above table are based on measurement employing a CISPR quasi-peak detector and above 1000MHz are based on measurements employing an average detector.

**Results:**

Radiated Emissions Quasi-Peak						
Frequency MHz	Measured Level @3m dB $\mu\text{V}/\text{m}$	Correction Factor dB $\mu\text{V}/\text{m}$	Field Strength dB $\mu\text{V}/\text{m}$	Field Strength $\mu\text{V}/\text{m}$	Limit @3m $\mu\text{V}/\text{m}$	E-Field Polarity
99.72	14.1	11.0	25.1	18.0	100	Horizontal
149.58	< 1.0	9.8	< 10.8	< 3.5	100	Vertical
199.44	< 1.0	11.5	< 12.5	< 4.2	150	Vertical
249.30	< 1.0	15.9	< 16.9	< 7.0	200	Vertical
299.16	< 1.0	17.4	< 18.4	< 8.3	200	Vertical
349.02	< 1.0	17.2	< 18.2	< 8.1	200	Vertical
398.88	< 1.0	18.8	< 19.8	< 9.8	200	Vertical
448.74	< 1.0	19.7	< 20.7	< 10.8	200	Vertical
498.60	< 1.0	20.6	< 21.6	< 12.0	200	Vertical

Remarks:

Correction Factor included Antenna Factor and Cable Attenuation.

Calculated measurement uncertainty : 30MHz to 1GHz  $\pm 4.1\text{dB}$

香港新界大埔工業村大宏街 10 號

10 Dai Wang Street, Taipo Industrial Estate, N.T., Hong Kong

Tel: (852) 2666 1888 Fax: (852) 2664 4353 Homepage: www.hkstc.org E-mail: hkstc@hkstc.org  
For full text of "Conditions of Issuance of Test Report", please refer to overleaf or refer to the website of  
STC: www.hkstc.org (the section "Application and Quotation").



香港標準及檢定中心  
Hong Kong Standards and Testing Centre

Date : 2005-06-27  
No. : HM153914

**TEST REPORT**

Page 11 of 18

**3.1.2 Conducted Emissions (0.15MHz to 30MHz)**

Test Requirement:	FCC 47CFR 15.207
Test Method:	ANSI C63.4:2003
Test Date:	N/A
Mode of Operation:	N/A

**Results:** N/A

The EUT is operated by a single source of internal battery power [located in the battery compartment], therefore power line conducted emission was deemed unnecessary.

香港新界大埔工業村大宏街 10 號

10 Dai Wang Street, Taipo Industrial Estate, N.T., Hong Kong  
Tel: (852) 2666 1888 Fax: (852) 2664 4353 Homepage: [www.hkstc.org](http://www.hkstc.org) E-mail: [hkstc@hkstc.org](mailto:hkstc@hkstc.org)  
For full text of "Conditions of Issuance of Test Report", please refer to overleaf or refer to the website of  
STC: [www.hkstc.org](http://www.hkstc.org) (the section "Application and Quotation").



香 港 標 準 及 檢 定 中 心  
**Hong Kong Standards and Testing Centre**

Date : 2005-06-27

**TEST REPORT**

Page 12 of 18

No. : HM153914

**3.2 26dB Bandwidth of Fundamental Emission**

Test Requirement:	FCC 47 CFR 15.235
Test Method:	ANSI C63.4:2003 (Section 13.1.7)
Test Date:	2005-05-26
Mode of Operation:	On mode

**Test Method:**

The bandwidth is measured at an amplitude level reduced from the reference level by a specified ratio. The reference level is the level of the highest amplitude signal observed from the transmitter at the fundamental frequency. Once the reference level is established, the equipment is conditioned with typical modulating signal to produce the worst-case (i.e. the widest) bandwidth.

**Test Setup:**

As Test Setup of clause 3.1.1 in this test report.

香港新界大埔工業村大宏街 10 號

10 Dai Wang Street, Taipo Industrial Estate, N.T., Hong Kong

Tel: (852) 2666 1888 Fax: (852) 2664 4353 Homepage: [www.hkstc.org](http://www.hkstc.org) E-mail: [hkstc@hkstc.org](mailto:hkstc@hkstc.org)  
For full text of "Conditions of Issuance of Test Report", please refer to overleaf or refer to the website of  
STC: [www.hkstc.org](http://www.hkstc.org) (the section "Application and Quotation").



香港標準及檢定中心  
Hong Kong Standards and Testing Centre

Date : 2005-06-27

**TEST REPORT**

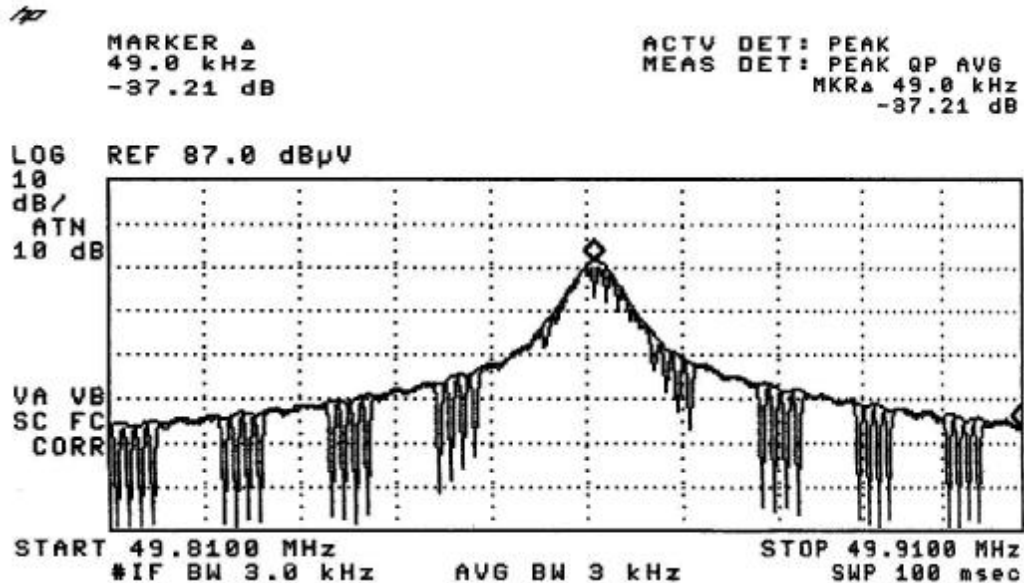
Page 13 of 18

No. : HM153914

Limits for 26dB Bandwidth of Fundamental Emission:

Frequency Range [MHz]	26dB Bandwidth [KHz]	FCC Limits [MHz]
49.86	29.8	within 49.82-49.90

**26dB Bandwidth of Fundamental Emission**



香港新界大埔工業村大宏街 10 號

10 Dai Wang Street, Taipo Industrial Estate, N.T., Hong Kong

Tel: (852) 2666 1888 Fax: (852) 2664 4353 Homepage: www.hkstc.org E-mail: hkstc@hkstc.org  
For full text of "Conditions of Issuance of Test Report", please refer to overleaf or refer to the website of  
STC: www.hkstc.org (the section "Application and Quotation").



香港標準及檢定中心  
Hong Kong Standards and Testing Centre

Date : 2005-06-27

**TEST REPORT**

Page 14 of 18

No. : HM153914

**Appendix A**

**List of Measurement Equipment**

**Radiated Emission**

EQP NO.	DESCRIPTION	MANUFACTURER	MODEL NO.	SERIAL NO.	LAST CAL
EM007	SPECTRUM ANALYZER	HEWLETT PACKARD	HP85660B	3144A21192	15/06/04
EM008	SPECTRUM ANALYZER DISPLAY	HEWLETT PACKARD	HP85662A	3144A20514	15/06/04
EM009	QUASI PEAK ADAPTOR	HEWLETT PACKARD	HP85650A	3303A01702	15/06/04
EM010	RF PRESELECTOR	HEWLETT PACKARD	HP85685A	3221A01410	15/06/04
EM011	ATTENUATOR/SWITCH	HEWLETT PACKARD	HP11713A	2508A10595	15/06/04
EM012	PRE-AMPLIFIER	HEWLETT PACKARD	HP8449B	3008A00262	15/06/04
EM020	HORN ANTENNA	ETS-Linggren	3115	4032	30/07/03
EM022	LOOP ANTENNA	ETS-Linggren	6502	1189-2424	19/09/03
EM072	SIGNAL GENERATOR	HEWLETT PACKARD	8640B	1948A11892	N/A
EM083	OPEN AREA TEST SITE	HKSTC	N/A	N/A	08/02/03
EM131	EMC ANALYZER	HEWLETT PACKARD	8595EM	3710A00155	13/01/04
EM145	EMI TEST RECEIVER	ROHDE & SCHWARZ	ESCS 30	830245/021	04/10/04
EM195	ANTENNA POSITIONING MAST	ETS-Linggren	2075	2368	N/A
EM196	MULTI-DEVICE CONTROLLER	ETS-Linggren	2090	1662	N/A
EM215	MULTIDEVICE CONTROLER	ETS-Linggren	2090	00024676	N/A
EM216	MINI MAST SYSTEM	ETS-Linggren	2075	00026842	N/A
EM217	ELECTRIC POWERED TURNTABLE	ETS-Linggren	2088	00029144	N/A
EM218	ANECHOIC CHAMBER	ETS-Linggren	FACT-3	--	19/03/04
EM219	BICONILOG ANTENNA	ETS-Linggren	3142C	00029071	28/10/03
EM218	ETS ANECHOIC CHAMBER	EMCO	Fact-3	N/A	15/03/04
EM215	MULTI-DEVICE CONTROLLER	EMCO	2090	00024676	N/A
EM216	ANTENNA POSITIONING MAST	EMCO	2070	00024727	N/A

**Line Conducted**

EQP NO.	DESCRIPTION	MANUFACTURER	MODEL NO.	SERIAL NO.	LAST CAL
EM078	VARIAC	SHANGHAI VOLTAGE	TDGC-3/0.5	N/A	CM
EM081	SMALL SCREENED ROOM	MIKO INST HK	N/A	N/A	27/01/05
EM119	LISN	ROHDE & SCHWARZ	ESH3-Z5	0831.5518.52	14/10/04
EM127	ISOLATION TRANSFORMER 220 TC 300V	WING SUN	N/A	N/A	CM
EM142	PULSE LIMITER	ROHDE & SCHWARZ	ESH3Z2	357.8810.52	04/08/04
EM181	EMI TEST RECEIVER	ROHDE & SCHWARZ	ESIB7	100072	06/01/04
EM154	SHIELDING ROOM	SIEMENA MATSUSHITA COMPONENTS	N/A	803-740-057-99A	27/01/05
EM197	LISN	ETS-Linggren	4825/2	1193	05/06/04
EM213	DIGITAL POWER METER	VICNOBL	VIP120	00277	14/09/04

**Remarks:-**

CM Corrective Maintenance  
N/A Not Applicable or Not Available  
TBD To Be Determined

香港新界大埔工業村大宏街 10 號

10 Dai Wang Street, Taipo Industrial Estate, N.T., Hong Kong

Tel: (852) 2666 1888 Fax: (852) 2664 4353 Homepage: www.hkstc.org E-mail: hkstc@hkstc.org  
For full text of "Conditions of Issuance of Test Report", please refer to overleaf or refer to the website of  
STC: www.hkstc.org (the section "Application and Quotation").



香港標準及檢定中心  
Hong Kong Standards and Testing Centre

Date : 2005-06-27  
No. : HM153914

**TEST REPORT**

Page 15 of 18

**Appendix B**

**Duty Cycle Correction During 100msec**

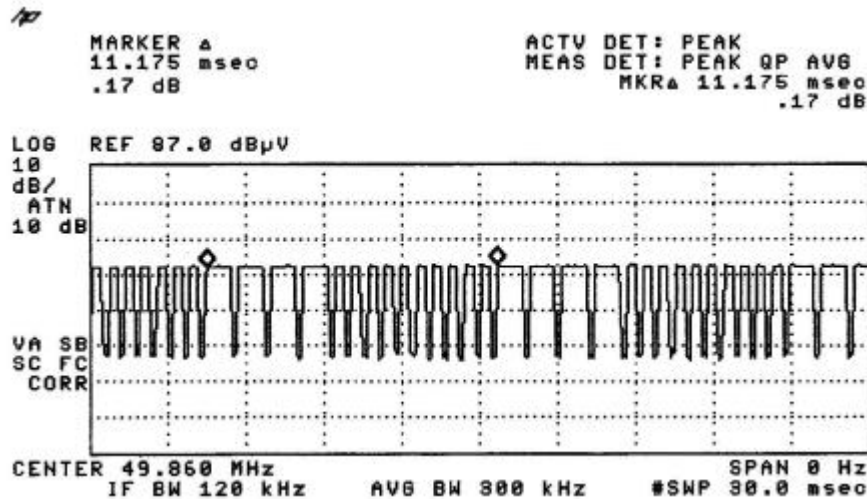
Each function key sends a different series of characters, but each packet period (11.75msec) never exceeds a series of 4 long (900µsec) and 10 short (300µsec) pulses. Assuming any combination of short and long pulses may be obtained due to encoding the worst case transmit duty cycle would be considered  $4 \times 900\mu\text{sec} + 10 \times 300\mu\text{sec}$  per  $11.175\text{msec} = 59.0\%$  duty cycle. Figure A through C show the characteristics of the pulse train for one of these functions.

Remarks:

Duty Cycle Correction =  $20\text{Log}(0.59) = -4.5\text{dB}$

The following figures [Figure A to Figure C] show the characteristics of the pulse train for one of these functions.

Figure A [Pulse Train]



香港新界大埔工業村大宏街 10 號

10 Dai Wang Street, Taipo Industrial Estate, N.T., Hong Kong

Tel: (852) 2666 1888 Fax: (852) 2664 4353 Homepage: www.hkstc.org E-mail: hkstc@hkstc.org  
For full text of "Conditions of Issuance of Test Report", please refer to overleaf or refer to the website of  
STC: www.hkstc.org (the section "Application and Quotation").





香港標準及檢定中心  
Hong Kong Standards and Testing Centre

Date : 2005-06-27

**TEST REPORT**

Page 16 of 18

No. : HM153914

Figure B [Long Pulse]

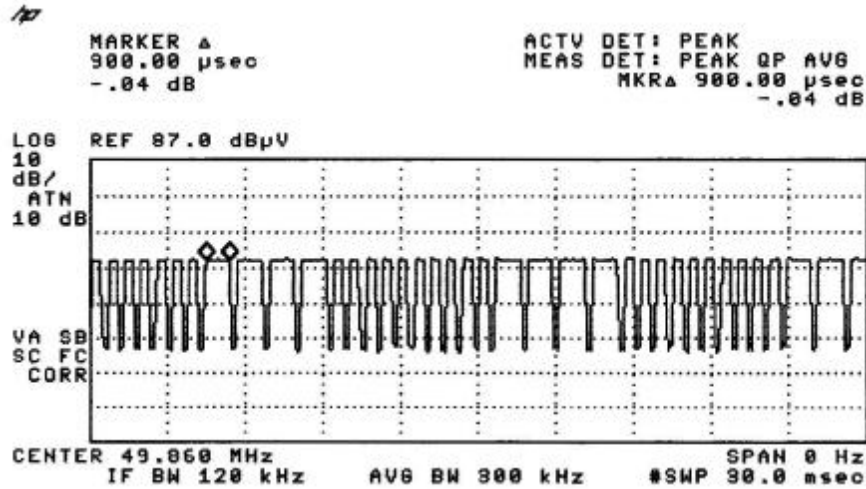
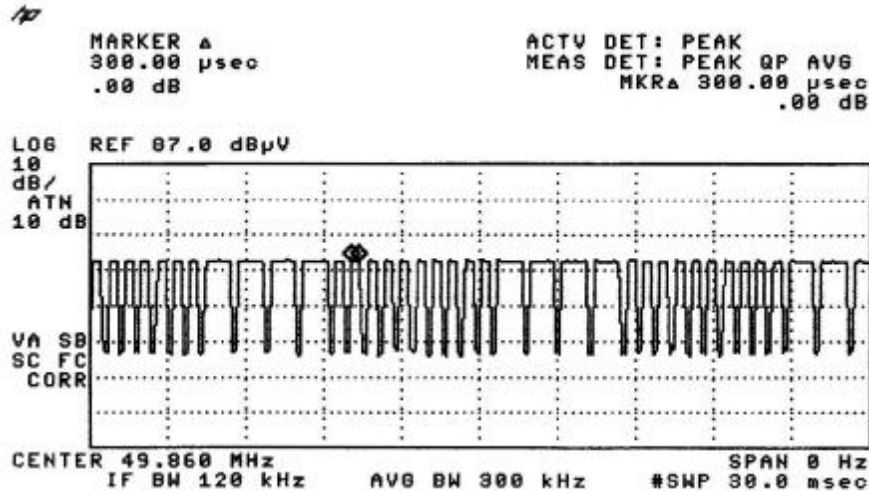


Figure C [Short Pulse]



香港新界大埔工業村大宏街 10 號

10 Dai Wang Street, Taipo Industrial Estate, N.T., Hong Kong

Tel: (852) 2666 1888 Fax: (852) 2664 4353 Homepage: [www.hkstc.org](http://www.hkstc.org) E-mail: [hkstc@hkstc.org](mailto:hkstc@hkstc.org)  
For full text of "Conditions of Issuance of Test Report", please refer to overleaf or refer to the website of  
STC: [www.hkstc.org](http://www.hkstc.org) (the section "Application and Quotation").





香港標準及檢定中心  
Hong Kong Standards and Testing Centre

Date : 2005-06-27  
No. : HM153914

**TEST REPORT**

Page 17 of 18

**Appendix C**

**Photographs of EUT**

**Front View of the product**



**Rear View of the product**



**Inner Circuit Top View**



**Inner Circuit Bottom View**



香港新界大埔工業村大宏街 10 號

10 Dai Wang Street, Taipo Industrial Estate, N.T., Hong Kong

Tel: (852) 2666 1888 Fax: (852) 2664 4353 Homepage: [www.hkstc.org](http://www.hkstc.org) E-mail: [hkstc@hkstc.org](mailto:hkstc@hkstc.org)  
For full text of "Conditions of Issuance of Test Report", please refer to overleaf or refer to the website of  
STC: [www.hkstc.org](http://www.hkstc.org) (the section "Application and Quotation").



香 港 標 準 及 檢 定 中 心  
Hong Kong Standards and Testing Centre


Date : 2005-06-27  
No. : HM153914

**TEST REPORT**

Page 18 of 18

Photographs of EUT

Measurement of Radiated Emission Test Set Up



\*\*\*\*\* End of Test Report \*\*\*\*\*