

Appendix A. Test Photos

1. Photographs of Conducted Emissions Test Configuration

FRONT VIEW




REAR VIEW




2. Photographs of Field Strength of Fundamental Emissions Test Configuration

FRONT VIEW




REAR VIEW



3. Photographs of Radiated Emissions Test Configuration

Test Configuration: 30MHz~1GHz

FRONT VIEW




REAR VIEW



Test Configuration: Above 1GHz

FRONT VIEW



REAR VIEW

