



ShenZhen City FeiMin Technology CO., LTD.

SPECIFICATION FOR APPROVED

CUSTOMER: \_\_\_\_\_ Shenzhen jinghua display electronics co., ltd \_\_\_\_\_

PRODUCTS: \_\_\_\_\_ FPC antenna \_\_\_\_\_

PART NO: \_\_\_\_\_ 176870160012 \_\_\_\_\_

Spec. : \_\_\_\_\_ FM-S2160-F543A \_\_\_\_\_

Data: \_\_\_\_\_ 2023.05.26 \_\_\_\_\_

SUPPLIER		
PREPARED BY	PREPARED BY	PREPARED BY
FanMa	FanMa	FanMa

CUSTOMER		
ACCEPTED BY	ACCEPTED BY	ACCEPTED BY

REMARK: Please send us one (or copy) of this approval with stamp after accepting, other copies filed by the customer.

ADD: Room 303, Building C, Hengnan one Road, Gushu community, Xixiang Street, Bao'an District, Shenzhen City

Tel: 0755-23035723

Fax: 0755-23036702

E-mail: ant001@fmant.cn

HTTP: [www.fmant.cn](http://www.fmant.cn)

# ANTENNA SPECIFICATION

---

## 目录

1. Project Information.....	4
1.1. Appearance and Dimensions .....	4
2. Electrical Characteristics .....	5
2.1. Test Environment Conditions .....	5
2.2. Measurement method .....	5
2.2.1. Antenna VSWR.....	5
2.2.2. Antenna Return loss.....	6
2.3. Antenna passive test data .....	6
2.3.1. Test system.....	6
2.3.2 Antenna efficiency and gain.....	7
2.3.3. Antenna Radiation Pattern.....	8
3.Notes .....	9
4. Product packaging specification .....	9

# ANTENNA SPECIFICATION

---

## Revision history

version	date	condition
A1	2023-05-26	First edition

Changes:

First change:

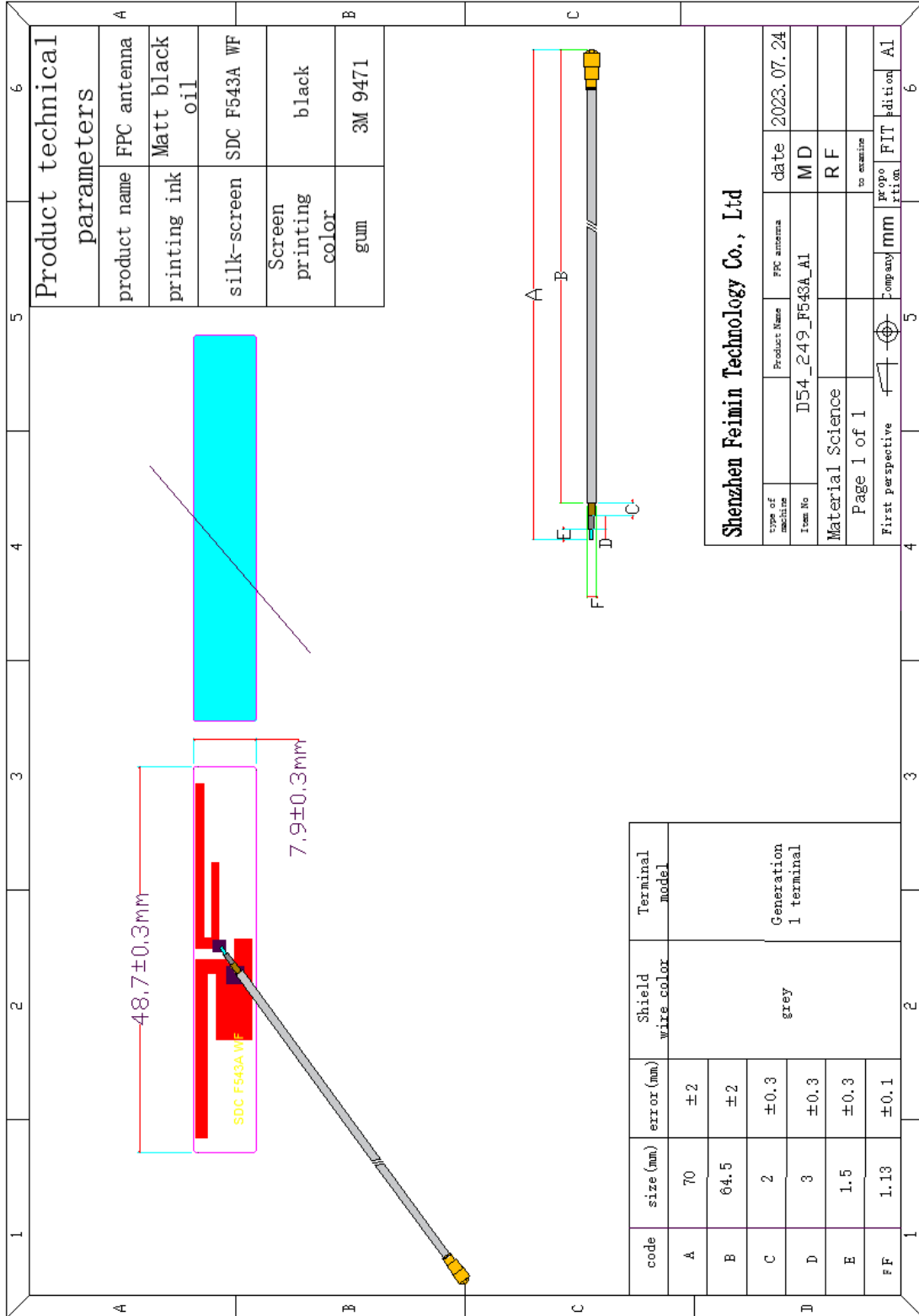
Before the change: (If necessary, please add corresponding pictures, and the details of the change should be clearly described here)

After the change: (If necessary, please add corresponding pictures, and the details of the change should be clearly described here)

# ANTENNA SPECIFICATION

## 1. Project Information

### 1.1. Appearance and Dimensions



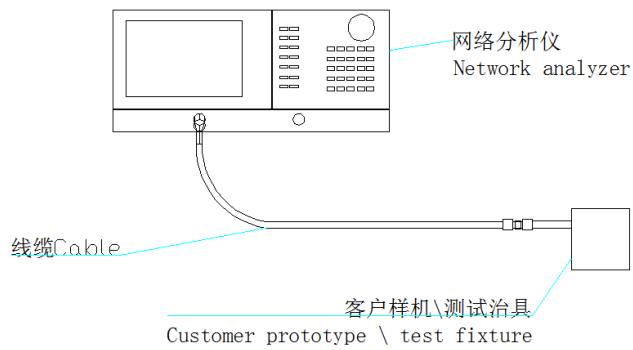
# ANTENNA SPECIFICATION

## 2. Electrical Characteristics

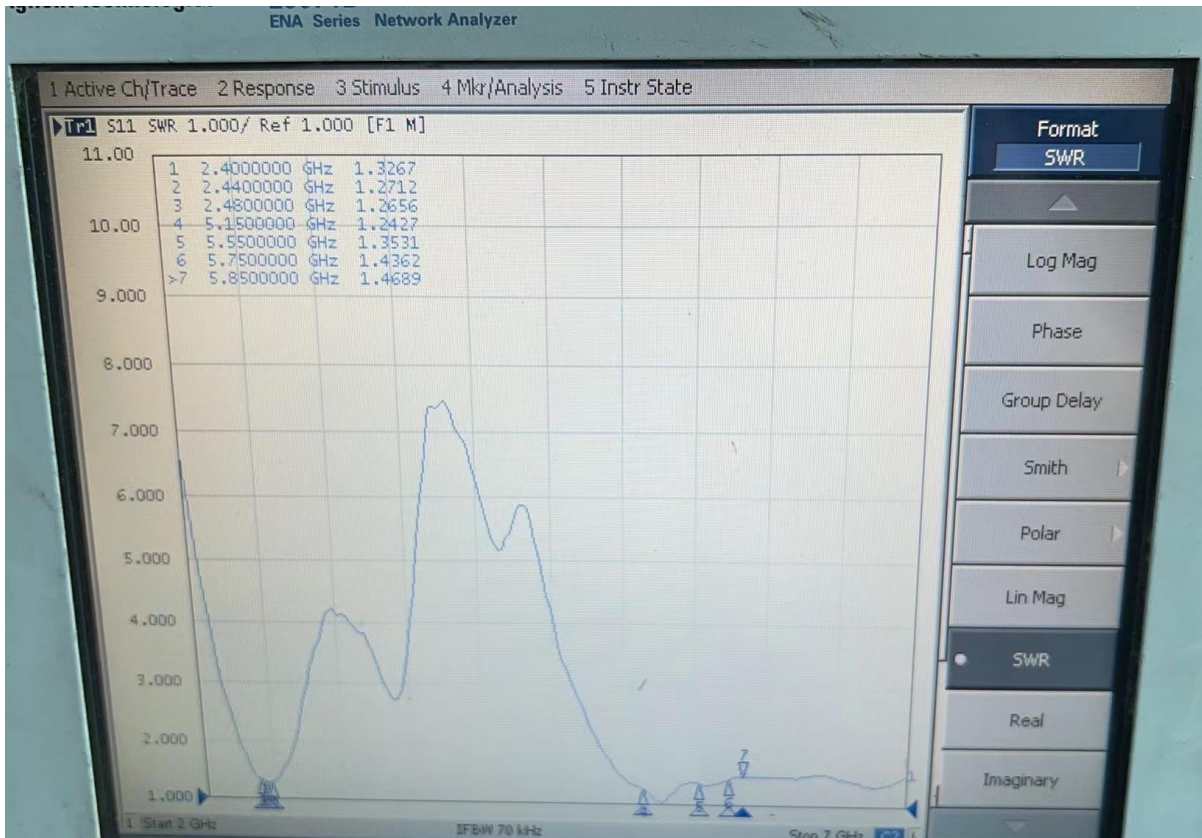
### 2.1. Test Environment Conditions

Temperature	Ordinary Temperature (5 to 35°C)
Humidity	Ordinary Humidity (25 to 85% RH)

### 2.2. Measurement method

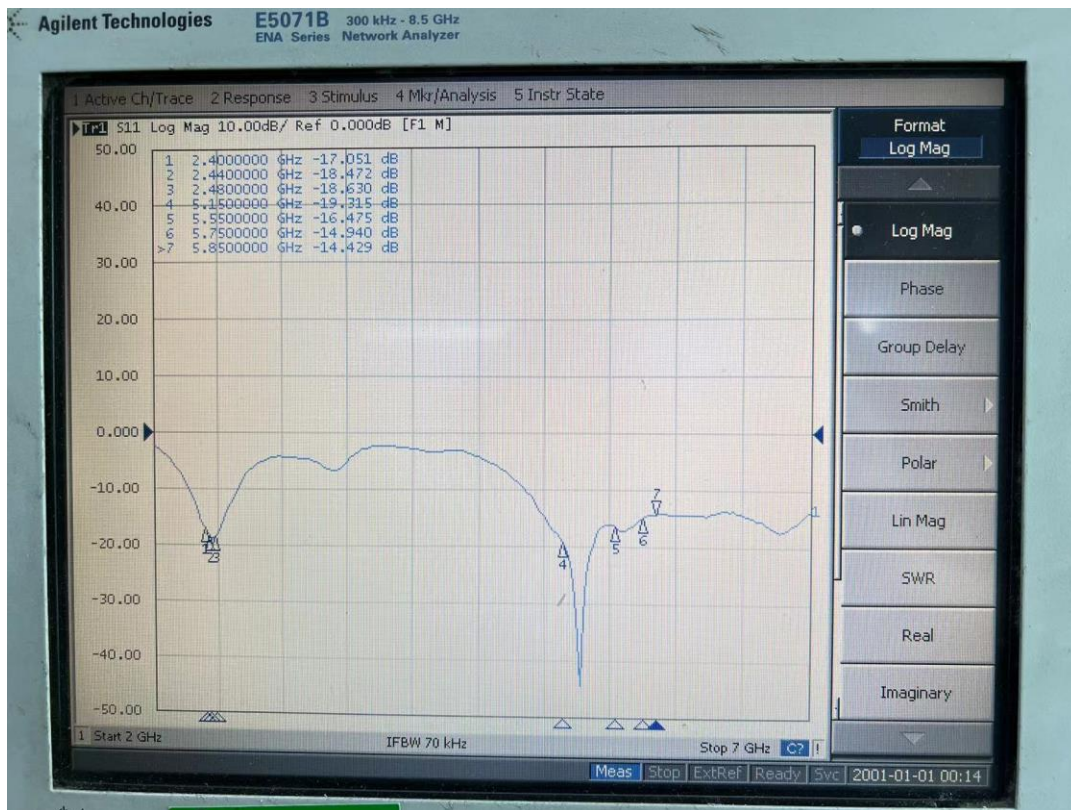


#### 2.2.1. Antenna VSWR




# ANTENNA SPECIFICATION

## 2.2.2. Antenna Return loss



## 2.3. Antenna passive test data

### 2.3.1. Test system



Shenzhen Feimin Technology Co., Ltd. (24-probe OTA microwave darkroom)

## ANTENNA SPECIFICATION

### 2.3.2 Antenna efficiency and gain

Frequency (MHz)	Gain (dBi)	Efficiency (%)
2400 MHz	0.11	29.39
2410 MHz	0.33	29.89
2420 MHz	0.76	31.4
2430 MHz	0.87	31.62
2440 MHz	0.84	31.66
2450 MHz	0.83	32.62
2460 MHz	0.9	33.69
2470 MHz	1.11	34.86
2480 MHz	1.18	35.22
2490 MHz	1.44	36.49
2500 MHz	1.85	38.29
Frequency (MHz)	Gain (dBi)	Efficiency (%)
5150 MHz	2.68	43.53
5200 MHz	3.14	41.14
5250 MHz	2.6	42.5
5300 MHz	2.42	40
5350 MHz	2.75	43.58
5400 MHz	3.39	42.9
5450 MHz	3.37	40.85
5500 MHz	2.78	42.5
5550 MHz	3.58	42.2
5600 MHz	2.68	40.85
5650 MHz	4.21	41.34
5700 MHz	3.47	39.96
5750 MHz	1.88	41.64
5800 MHz	2.29	43.97
5850 MHz	1.19	41.7



# ANTENNA SPECIFICATION

## 2.3.3. Antenna Radiation Pattern

