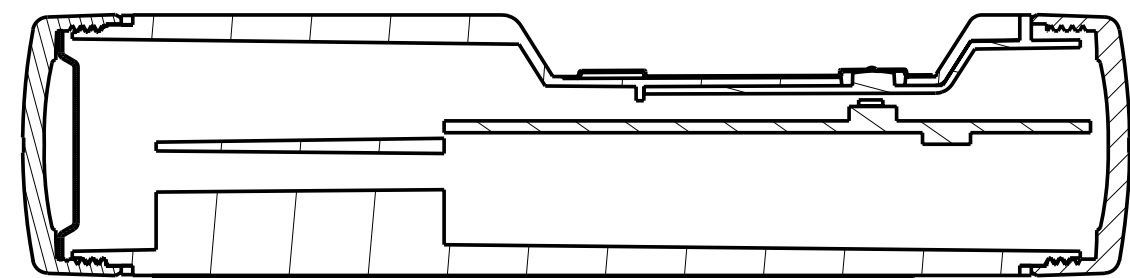
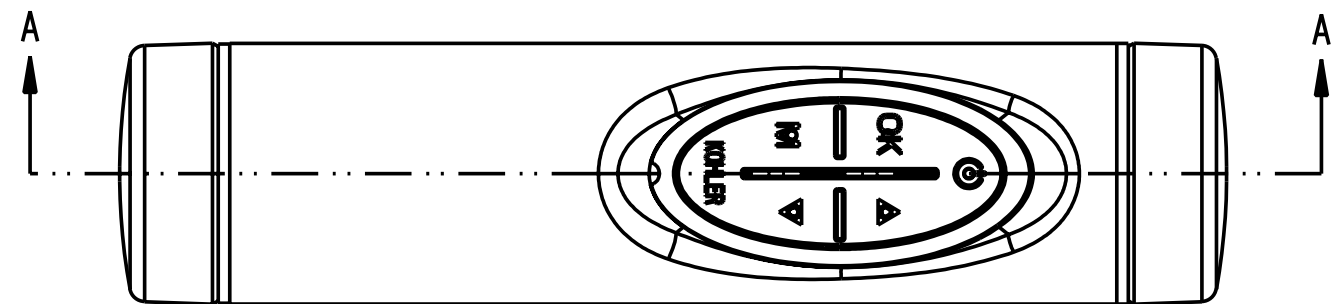
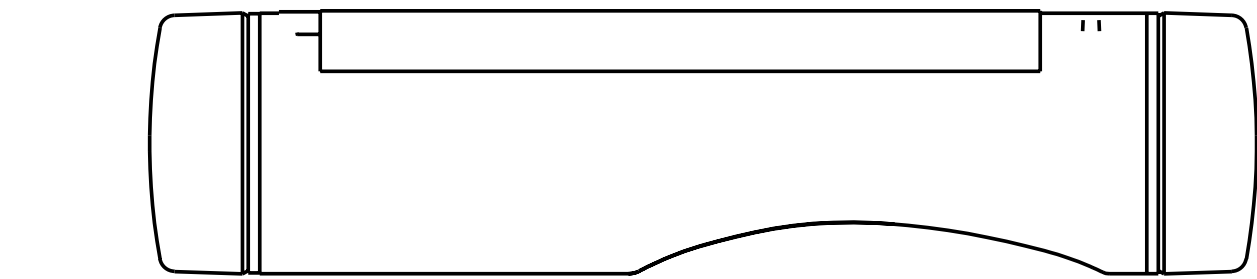
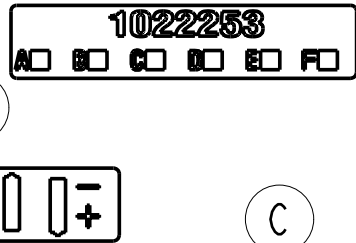


"KOHLER"  
TRADENAME

ENGRAVED INTO HOUSING  
 This device complies with Part 15 of the FCC Rules.  
 Operation is subject to the following two conditions:  
 1) This device may not cause harmful interference  
 2) This device must accept any interference received,  
 including interference that may cause undesired operation.  
 FCC ID: N82-KOHLER002 Canada IC: 4554A-KOHLER002

PART/MODEL  
NUMBER



SECTION A-A

NOTES:

- 1. H200.011
- 2. BOTTOM CAP TO BE ASSEMBLED (CAP TOP/BOTTOM & COPPER PLATE) PRIOR TO REMOTE ASSEMBLY.
- 3. LOCTITE 495 TO BE APPLIED TO TOP CAP THREAD AREA AFTER INSTALLATION OF CIRCUIT BOARD, PROIR TO CAP INSTALLATION.
- 4. MUST BE PACKED WITH, BUT NOT ASSEMBLED TO, THE REMOTE.
- 5. BREAK AWAY TORQUE TO BE 10 IN./LBS.
- 6. THERE ARE 3 THREE CUSTOMER CHARACTERISTICS ON THIS DRAWING.

TABLE I (F)

PART NUMBER	PLUMBING STD
1022253-A	H200_011
1022253-B	H200_011
1022253-C	H200_011
1022253-D	H200_011
1022253-E	H200_011
1022253-F	H600_454

ALL DIMENSIONS IN: Inches				GEOMETRIC DIMENSIONING AND TOLERANCING PER ANSI Y14.5M-1982			
TOLERANCES UNLESS OTHERWISE SPECIFIED				APPROVED: CARL MUELLER DATE: 06.14.02 PLOT DATE: 04.14.03 SCALE: 1X			
DRAWN: LHU DATE: 06.07.02				CHECKED: DATE: DWG. NO. 1013468			
DO NOT SCALE DRAWING				PRO/E SIZE: C			
THIRD ANGLE PROJECTION				DESCRIPTION: ASSEMBLY, REMOTE ASSEM_NAME: 1013468			
DWG. NO. 1013822 - F-0				SHT 1 of 1			

DWG REVISION RECORD

THIS DRAWING IN DESIGN AND DETAILS IS THE PROPERTY OF KOHLER CO. AND MAY NOT BE USED EXCEPT IN CONNECTION WITH KOHLER CO. WORK. ALL RIGHTS OF DESIGN OR INVENTION ARE RESERVED.