

# Photos of Radiation Measuring Setup

## Adapter 1

30MHz to 1GHz



x-axis



y-axis



z-axis



**Adapter 2**  
30MHz to 1GHz



x-axis



y-axis



z-axis





**Adapter 3**  
30MHz to 1GHz



x-axis



y-axis



z-axis



**Adapter 4**  
30MHz to 1GHz



x-axis



y-axis



z-axis





**Battery**  
30MHz to 1GHz



x-axis




y-axis



z-axis



**Adapter 1**  
above 1GHz



x-axis





y-axis




z-axis





**Adapter 2**  
above 1GHz




x-axis



y-axis



z-axis



**Adapter 3**  
above 1GHz



x-axis






y-axis




z-axis





**Adapter 4**  
above 1GHz



x-axis




y-axis



z-axis



**Battery**  
above 1GHz



x-axis





y-axis



z-axis





### Photos of Conduction Measuring Setup Cable



**USB**

