



**1. Introduction: Description of Variant**

Grantee/Applicant	Sierra Wireless Inc 13811 Wireless Way, Richmond, BC. Canada V6V 3A4	
	<b>Reference Device</b>	<b>Model Variant</b>
Product Description	802.11 b/g/n/a/ac/ax Access Point with Bluetooth	802.11 b/g/n/a/ac/ax Access Point
FCC ID:	N7NXR90	N7NXR80
Model Name	<b>XR90</b>	<b>XR80</b>
Applicable Standards	15.247 & 15.407	15.247 & 15.407
IEEE standards	802.11 b/g/n/a/ac/ax	802.11 b/g/n/a/ac/ax
Radios	One 4x4 5GHz radio + one 4x4 5 GHz radio + one 4x4 2.4 GHz radio and Bluetooth	One 4x4 5GHz radio + one 1x1 5GHz radio + one 4x4 2.4 GHz radio
Operation Mode	Master, Client, Master +Client	Master, Client, Master +Client
Antenna Types and Gains	Identical	Identical
Rated Power Table	Identical	Identical
Chip set / 5GHz	QT7810 (4x4 +4x4 5GHz)	QT7510 (4x4 +1x1 5GHz)
Chip set / 2.4GHz	QT6210	QT6210
Frequency Band allocations	Identical	Identical
RF Layout	Identical	Identical
I/O Interface	Identical	Identical
Shielding and Antenna Connectors	Identical	Identical
BoM	With RF single Pole Double Throw (SPDT) switch; with Bluetooth	Without single Pole Double Throw (SPDT) switch and Bluetooth
Features	Allows sharing the 2 antenna interfaces for 2.4 GHz radios via SPDT switch	Without 2.4GHz sharing
DFS Detection Software	Identical	Identical
Declaration Statement	Variant differences declared in this document are based the disclosure from the applicant. The applicant takes full responsibility that the test data as referenced in FCC ID: N7NXR90 represents compliance for the new FCC ID.N7NXR80	

Please refer to the Justification of Test Data Reuse file provided and declared by the manufacturer for more details.



## 2. Function Block Diagram Comparison

	XR90	XR80	Differences
D1	8 5GHz Chains	5 5GHz Chains	3 of 5GHz chains components removed
D2	Contains SPDT switch that allows sharing 2 antenna interfaces for 2.4GHz Radio.	No 2 antenna interfaces sharing for 2.4 GHz Radio	SPDT switches removed
D3	Support onboard Bluetooth	Do not support onboard Bluetooth	Bluetooth radio removed

## 3. Device Variant impacts on Variant Model (XR80)

EMC test data referencing justifications:

1. SPDT switch is on the 2.4GHz transmission path of reference model. 5GHz radio interfaces test result on reference model have no impact on Variant model.
2. SPDT is a passive device with less impact on RF signatures on 2.4 GHz radio interfaces. Spot-check selections are focusing on output power validation, radiated restricted band-edge and out-of-band unwanted emissions of the highest power / worst-case emission level in the reference device.
3. DFS detection algorithm is identical between reference device (XR90) and variant device (XR80) and antenna types/gains are identical. No spot-checks selection are made for variant model.

RF Exposure test Data referencing justification

4. Variant model has same output power table, antenna types/gains and use in mobile RF exposure conditions per section 2.1091. Power density assessment regarding Maximum Permissible Exposure in reference device represents compliance for Variant Model without the need for spot-checks evaluation.



**4. Cross Reference on Test Data**

Rule Part	Equipment Class	Wireless Technology	Frequency Band (MHz)	Original FCC ID	Original Report	Variant Model FCC ID	Variant Model Report	Leverage Test Item
15C	DTS	WLAN	2400 – 2483.5	N7NXR90	Part 15C (FR0N0913-03AC)	N7NXR80	Part15C (FR150533AC)	<ul style="list-style-type: none"> <li>• DTS Bandwidth</li> <li>• Power Spectral Density</li> <li>• Emission in Non-restricted Frequency Bands</li> <li>• Emission in Restricted Frequency Bands</li> </ul>
15E	U-NII	WLAN	5150 – 5250 5250 – 5350 5470 – 5725 5725 - 5850	N7NXR90	Part 15E (FR0N0913-03AN)	N7NXR80	Part 15E (FR150533AN)	<ul style="list-style-type: none"> <li>• Emission Bandwidth</li> <li>• Maximum Conducted Output Power</li> <li>• Peak Power Spectral Density</li> <li>• Unwanted Emissions</li> </ul>
15E	U-NII	DFS	5250 – 5350 5470 – 5725	N7NXR90	Part 15E (FZ0N0913A, FZ0N0913B)	N7NXR80	Part 15E (FZ150533A)	<ul style="list-style-type: none"> <li>• Channel Move Time</li> <li>• Channel Closing Transmission time</li> <li>• Non-Occupancy Period and Client Beacon Test</li> <li>• Master DFS</li> </ul>



**5. Spot-checks Selection**

Test Item	Mode	FCC ID: N7NXR90 (Reference Device) Worst Result	FCC ID: N7NXR80 (Variant) Worst Result	Difference (dB)
Average Conducted Power (dBm)	WLAN 2.4G (MIMO) WIFIB 11b, 2437MHz	28.64	26.43	-2.21 dB
Average Radiated Spurious Emission (Band Edge) (dBuV/m)	WLAN 2.4G (MIMO) WIFIB 11b, 2437MHz	51.99	45.27	-6.72 dB
Peak Radiated Spurious Emission (Band Edge) (dBuV/m)	WLAN 2.4G (MIMO) WIFIB 11b, 2437MHz	60.45	57.31	-3.14 dB
Average Radiated Spurious Emission (Harmonic) (dBuV/m)	WLAN 2.4G (MIMO) WIFIB 11b, 2437MHz	30.29	30.23	-0.06 dB
Peak Radiated Spurious Emission (Harmonic) (dBuV/m)	WLAN 2.4G (MIMO) WIFIB 11b, 2437MHz	43.27	42.78	-0.49 dB
Average Conducted Power (dBm)	WLAN 5G (MIMO) WIFIB 11a, 5825MHz	29.99	29.83	-0.16 dB
Peak Radiated Spurious Emission (Band Edge) (dBuV/m)	WLAN 5G (MIMO) WIFIB 11a, 5825MHz	55.35	55.58	0.23 dB
Average Radiated Spurious Emission (Harmonic) (dBuV/m)	WLAN 5G (MIMO) WIFIB 11a, 5825MHz	43.22	42.08	-1.14 dB
Peak Radiated Spurious Emission (Harmonic) (dBuV/m)	WLAN 5G (MIMO) WIFIB 11a, 5825MHz	60.53	53.98	-6.55 dB

Note: Test plots of spot check refer to the Appendix A and B.

**6. Conclusion**

Based on the conducted and RSE spot check test results, the test data from the reference device is still representative for the variant device and demonstrates compliance.

We confirm that the test data reuse policy of FCC KDB 484596 D01 Referencing Test Data v01 has been followed and the test data as referenced from the reports of the reference device (FCC ID: N7NXR90) represent compliance of variant device with FCC ID: N7NXR80.



Summary

Mode	Result	Type	Freq (Hz)	Level (dBuV/m)	Limit (dBuV/m)	Margin (dB)	Dist (m)	Condition	Azimuth (°)	Height (m)	Comments
2.4-2.4835GHz	-	-	-	-	-	-	-	-	-	-	-
802.11b_Nss1,(1Mbps)_4TX	Pass	AV	2.4842G	45.27	54.00	-8.73	3	Horizontal	201	2.91	-



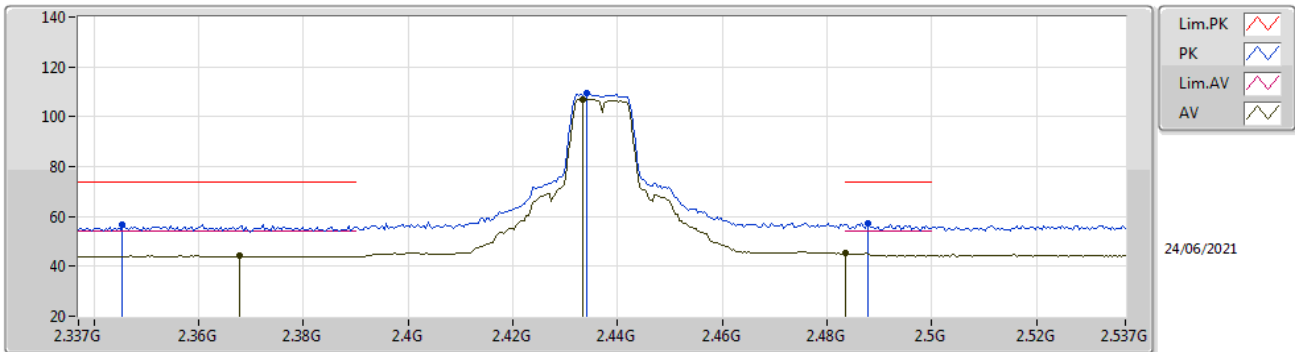
Result

Mode	Result	Type	Freq (Hz)	Level (dBuV/m)	Limit (dBuV/m)	Margin (dB)	Dist (m)	Condition	Azimuth (°)	Height (m)	Comments
802.11b_Nss1,(1Mbps)_4TX	-	-	-	-	-	-	-	-	-	-	-
2437MHz	Pass	AV	2.3678G	44.24	54.00	-9.76	3	Vertical	145	1.50	-
2437MHz	Pass	AV	2.4334G	106.95	Inf	-Inf	3	Vertical	145	1.50	-
2437MHz	Pass	AV	2.4835G	45.21	54.00	-8.79	3	Vertical	145	1.50	-
2437MHz	Pass	PK	2.3454G	56.55	74.00	-17.45	3	Vertical	145	1.50	-
2437MHz	Pass	PK	2.4342G	109.36	Inf	-Inf	3	Vertical	145	1.50	-
2437MHz	Pass	PK	2.4878G	57.31	74.00	-16.69	3	Vertical	145	1.50	-
2437MHz	Pass	AV	2.3518G	44.26	54.00	-9.74	3	Horizontal	201	2.91	-
2437MHz	Pass	AV	2.4334G	106.49	Inf	-Inf	3	Horizontal	201	2.91	-
2437MHz	Pass	AV	2.4842G	45.27	54.00	-8.73	3	Horizontal	201	2.91	-
2437MHz	Pass	PK	2.3706G	57.13	74.00	-16.87	3	Horizontal	201	2.91	-
2437MHz	Pass	PK	2.4342G	108.82	Inf	-Inf	3	Horizontal	201	2.91	-
2437MHz	Pass	PK	2.4858G	57.21	74.00	-16.79	3	Horizontal	201	2.91	-
2437MHz	Pass	AV	4.8761G	30.23	54.00	-23.77	3	Vertical	227	1.10	-
2437MHz	Pass	PK	4.8722G	42.65	74.00	-31.35	3	Vertical	227	1.10	-
2437MHz	Pass	PK	4.87488G	42.78	74.00	-31.22	3	Horizontal	155	1.50	-
2437MHz	Pass	AV	4.86982G	29.97	54.00	-24.03	3	Horizontal	155	1.50	-

FCC ID: N7NXR80

802.11b\_Nss1,(1Mbps)\_4TX

2437MHz\_TX

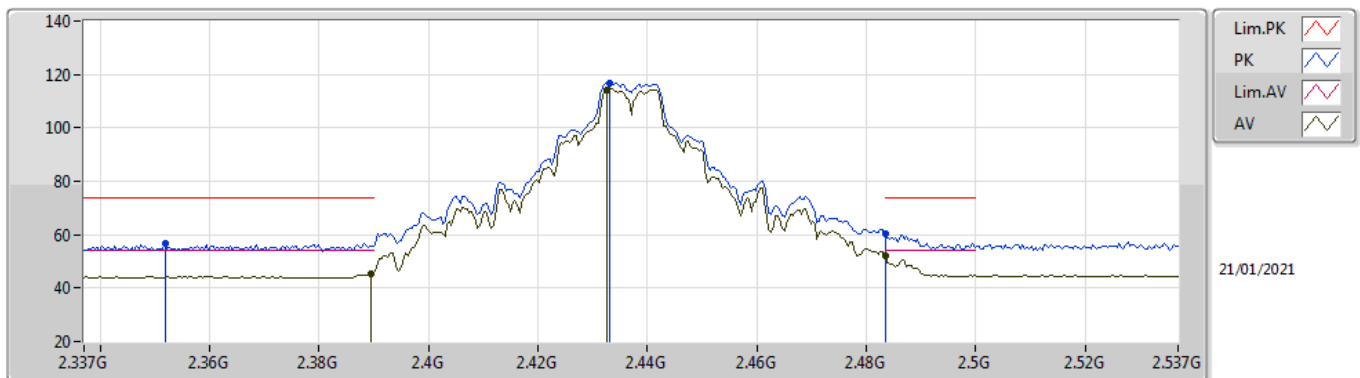


Type	Freq (Hz)	Level (dBuV/m)	Limit (dBuV/m)	Margin (dB)	Factor (dB)	Dist (m)	Condition	Azimuth (°)	Height (m)	Comment	Raw (dBuV)	AF (dB)	CL (dB)	PA (dB)
AV	2.3678G	44.24	54.00	-9.76	31.58	3	Vertical	145	1.50	-	12.66	27.73	3.85	-
AV	2.4334G	106.95	Inf	-Inf	31.48	3	Vertical	145	1.50	-	75.47	27.53	3.95	-
AV	2.4835G	45.21	54.00	-8.79	31.53	3	Vertical	145	1.50	-	13.68	27.50	4.03	-
PK	2.3454G	56.55	74.00	-17.45	31.62	3	Vertical	145	1.50	-	24.93	27.80	3.82	-
PK	2.4342G	109.36	Inf	-Inf	31.48	3	Vertical	145	1.50	-	77.88	27.53	3.95	-
PK	2.4878G	57.31	74.00	-16.69	31.53	3	Vertical	145	1.50	-	25.78	27.50	4.03	-

FCC ID: N7NXR90

802.11b\_Nss1,(1Mbps)\_4TX

2437MHz\_TX

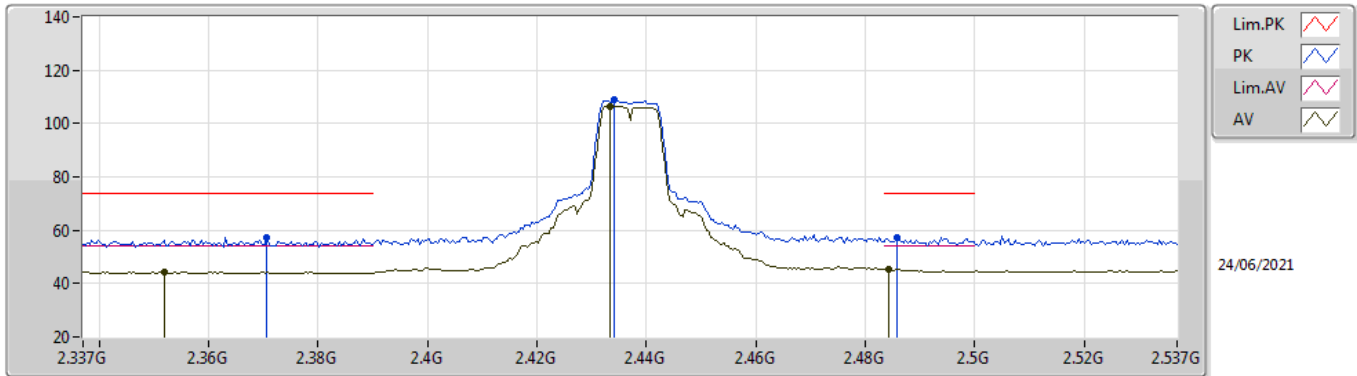


Type	Freq (Hz)	Level (dBuV/m)	Limit (dBuV/m)	Margin (dB)	Factor (dB)	Dist (m)	Condition	Azimuth (°)	Height (m)	Comment	Raw (dBuV)	AF (dB)	CL (dB)	PA (dB)
AV	2.3894G	45.15	54.00	-8.85	31.52	3	Vertical	346	2.84	-	13.63	27.64	3.88	-
AV	2.4326G	114.39	Inf	-Inf	31.55	3	Vertical	346	2.84	-	82.84	27.60	3.95	-
AV	2.4835G	51.99	54.00	-2.01	31.63	3	Vertical	346	2.84	-	20.36	27.60	4.03	-
PK	2.3518G	56.82	74.00	-17.18	31.62	3	Vertical	346	2.84	-	25.20	27.79	3.83	-
PK	2.433G	116.90	Inf	-Inf	31.55	3	Vertical	346	2.84	-	85.35	27.60	3.95	-
PK	2.4835G	60.45	74.00	-13.55	31.63	3	Vertical	346	2.84	-	28.82	27.60	4.03	-

FCC ID: N7NXR80

802.11b\_Nss1,(1Mbps)\_4TX

2437MHz\_TX

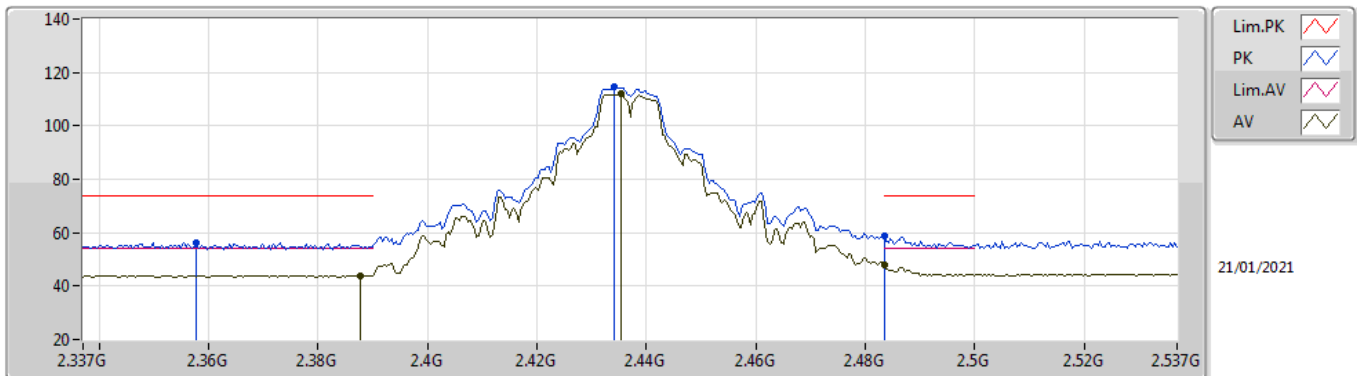


Type	Freq (Hz)	Level (dBuV/m)	Limit (dBuV/m)	Margin (dB)	Factor (dB)	Dist (m)	Condition	Azimuth (°)	Height (m)	Comment	Raw (dBuV)	AF (dB)	CL (dB)	PA (dB)
AV	2.3518G	44.26	54.00	-9.74	31.62	3	Horizontal	201	2.91	-	12.64	27.79	3.83	-
AV	2.4334G	106.49	Inf	-Inf	31.48	3	Horizontal	201	2.91	-	75.01	27.53	3.95	-
AV	2.4842G	45.27	54.00	-8.73	31.53	3	Horizontal	201	2.91	-	13.74	27.50	4.03	-
PK	2.3706G	57.13	74.00	-16.87	31.58	3	Horizontal	201	2.91	-	25.55	27.72	3.86	-
PK	2.4342G	108.82	Inf	-Inf	31.48	3	Horizontal	201	2.91	-	77.34	27.53	3.95	-
PK	2.4858G	57.21	74.00	-16.79	31.53	3	Horizontal	201	2.91	-	25.68	27.50	4.03	-

FCC ID: N7NXR90

802.11b\_Nss1,(1Mbps)\_4TX

2437MHz\_TX



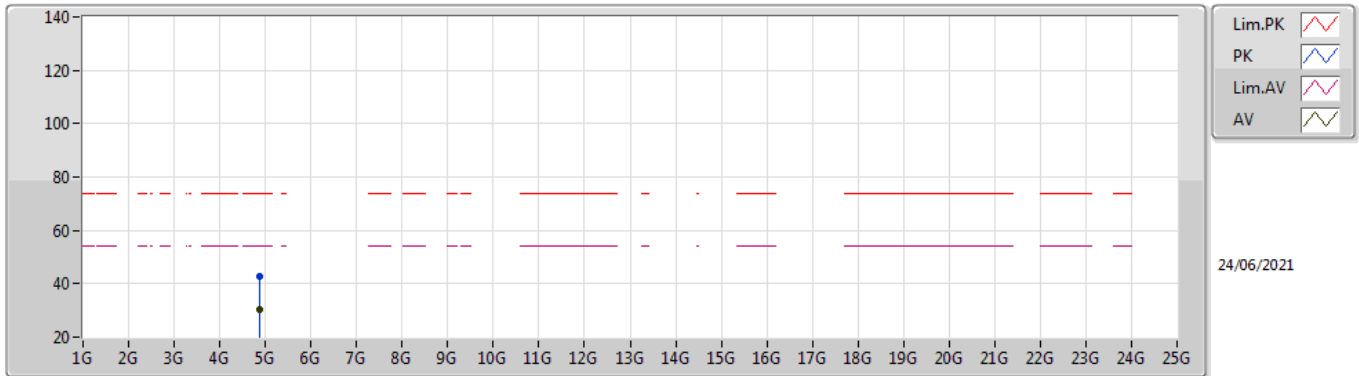
Type	Freq (Hz)	Level (dBuV/m)	Limit (dBuV/m)	Margin (dB)	Factor (dB)	Dist (m)	Condition	Azimuth (°)	Height (m)	Comment	Raw (dBuV)	AF (dB)	CL (dB)	PA (dB)
AV	2.3878G	44.01	54.00	-9.99	31.53	3	Horizontal	326	2.91	-	12.48	27.65	3.88	-
AV	2.4354G	112.31	Inf	-Inf	31.55	3	Horizontal	326	2.91	-	80.76	27.60	3.95	-
AV	2.4835G	48.01	54.00	-5.99	31.63	3	Horizontal	326	2.91	-	16.38	27.60	4.03	-
PK	2.3578G	56.18	74.00	-17.82	31.61	3	Horizontal	326	2.91	-	24.57	27.77	3.84	-
PK	2.4342G	114.47	Inf	-Inf	31.55	3	Horizontal	326	2.91	-	82.92	27.60	3.95	-
PK	2.4835G	58.54	74.00	-15.46	31.63	3	Horizontal	326	2.91	-	26.91	27.60	4.03	-



FCC ID: N7NXR80

802.11b\_Nss1,(1Mbps)\_4TX

2437MHz\_TX

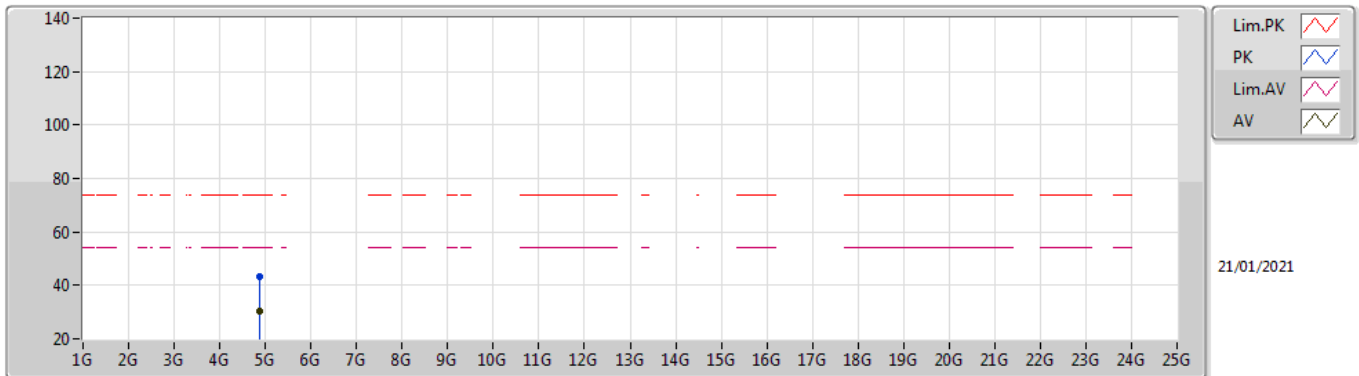


Type	Freq (Hz)	Level (dBuV/m)	Limit (dBuV/m)	Margin (dB)	Factor (dB)	Dist (m)	Condition	Azimuth (°)	Height (m)	Comment	Raw (dBuV)	AF (dB)	CL (dB)	PA (dB)
AV	4.8761G	30.23	54.00	-23.77	1.51	3	Vertical	227	1.10	-	28.72	31.10	5.34	34.93
PK	4.8722G	42.65	74.00	-31.35	1.51	3	Vertical	227	1.10	-	41.14	31.10	5.34	34.93

FCC ID: N7NXR90

802.11b\_Nss1,(1Mbps)\_4TX

2437MHz\_TX



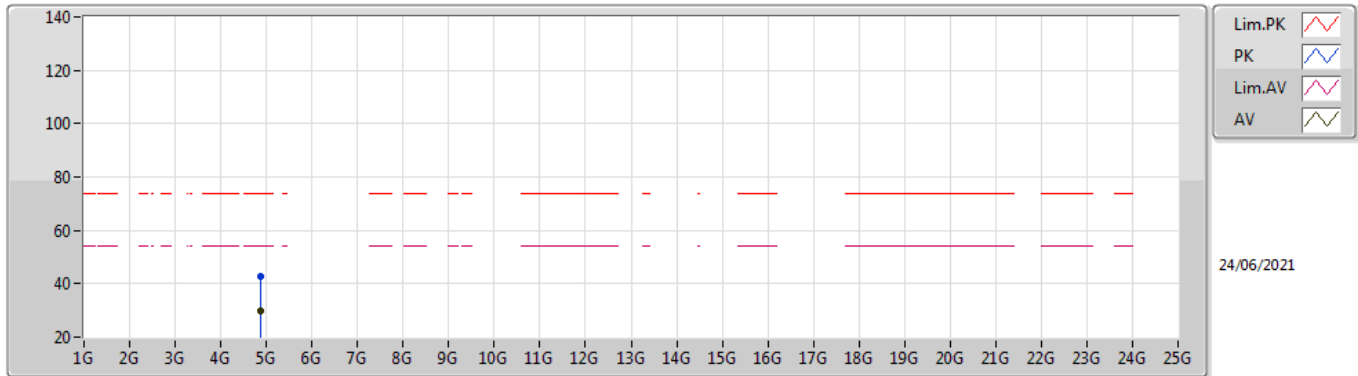
Type	Freq (Hz)	Level (dBuV/m)	Limit (dBuV/m)	Margin (dB)	Factor (dB)	Dist (m)	Condition	Azimuth (°)	Height (m)	Comment	Raw (dBuV)	AF (dB)	CL (dB)	PA (dB)
AV	4.87374G	30.22	54.00	-23.78	1.66	3	Vertical	238	1.50	-	28.56	31.25	5.34	34.93
PK	4.87257G	43.27	74.00	-30.73	1.66	3	Vertical	238	1.50	-	41.61	31.25	5.34	34.93



FCC ID: N7NXR80

802.11b\_Nss1,(1Mbps)\_4TX

2437MHz\_TX

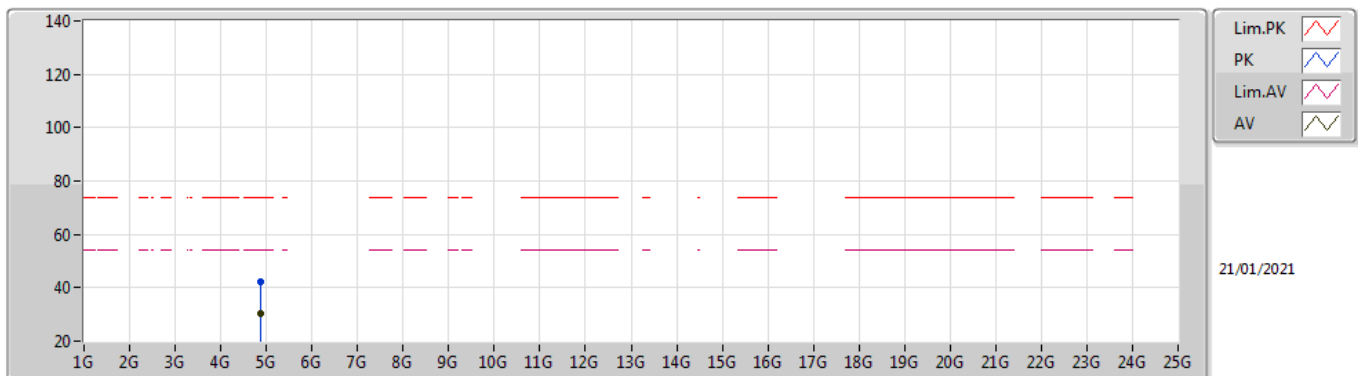


Type	Freq (Hz)	Level (dBuV/m)	Limit (dBuV/m)	Margin (dB)	Factor (dB)	Dist (m)	Condition	Azimuth (°)	Height (m)	Comment	Raw (dBuV)	AF (dB)	CL (dB)	PA (dB)
AV	4.86982G	29.97	54.00	-24.03	1.50	3	Horizontal	155	1.50	-	28.47	31.10	5.33	34.93
PK	4.87488G	42.78	74.00	-31.22	1.51	3	Horizontal	155	1.50	-	41.27	31.10	5.34	34.93

FCC ID: N7NXR90

802.11b\_Nss1,(1Mbps)\_4TX

2437MHz\_TX



Type	Freq (Hz)	Level (dBuV/m)	Limit (dBuV/m)	Margin (dB)	Factor (dB)	Dist (m)	Condition	Azimuth (°)	Height (m)	Comment	Raw (dBuV)	AF (dB)	CL (dB)	PA (dB)
AV	4.87208G	30.29	54.00	-23.71	1.67	3	Horizontal	175	1.50	-	28.62	31.26	5.34	34.93
PK	4.87238G	42.43	74.00	-31.57	1.67	3	Horizontal	175	1.50	-	40.76	31.26	5.34	34.93



Summary

Mode	Result	Type	Freq (Hz)	Level (dBuV/m)	Limit (dBuV/m)	Margin (dB)	Dist (m)	Condition	Azimuth (°)	Height (m)	Comments
5.725-5.85GHz	-	-	-	-	-	-	-	-	-	-	-
802.11a_Nss1,(6Mbps)_4TX	Pass	AV	11.64678G	42.08	54.00	-11.92	3	Horizontal	266	1.50	-



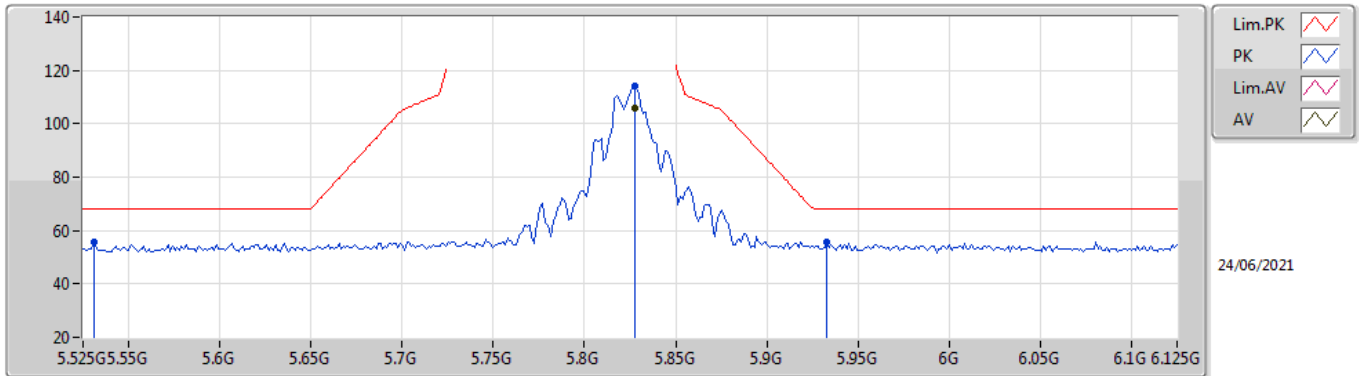
Result

Mode	Result	Type	Freq (Hz)	Level (dBuV/m)	Limit (dBuV/m)	Margin (dB)	Dist (m)	Condition	Azimuth (°)	Height (m)	Comments
802.11a_Nss1,(6Mbps)_4TX	-	-	-	-	-	-	-	-	-	-	-
5825MHz	Pass	AV	5.8274G	105.91	Inf	-Inf	3	Vertical	318	1.24	-
5825MHz	Pass	PK	5.531G	55.54	68.20	-12.66	3	Vertical	318	1.24	-
5825MHz	Pass	PK	5.8274G	113.90	Inf	-Inf	3	Vertical	318	1.24	-
5825MHz	Pass	PK	5.933G	55.58	68.20	-12.62	3	Vertical	318	1.24	-
5825MHz	Pass	AV	5.8322G	104.82	Inf	-Inf	3	Horizontal	317	2.14	-
5825MHz	Pass	PK	5.5346G	54.73	68.20	-13.47	3	Horizontal	317	2.14	-
5825MHz	Pass	PK	5.8322G	112.63	Inf	-Inf	3	Horizontal	317	2.14	-
5825MHz	Pass	PK	6.0242G	55.52	68.20	-12.68	3	Horizontal	317	2.14	-
5825MHz	Pass	AV	11.64886G	41.98	54.00	-12.02	3	Vertical	281	2.59	-
5825MHz	Pass	PK	11.64924G	53.80	74.00	-20.20	3	Vertical	281	2.59	-
5825MHz	Pass	AV	11.64678G	42.08	54.00	-11.92	3	Horizontal	266	1.50	-
5825MHz	Pass	PK	11.65482G	53.98	74.00	-20.02	3	Horizontal	266	1.50	-

FCC ID: N7NXR80

802.11a\_Nss1,(6Mbps)\_4TX

5825MHz\_TX

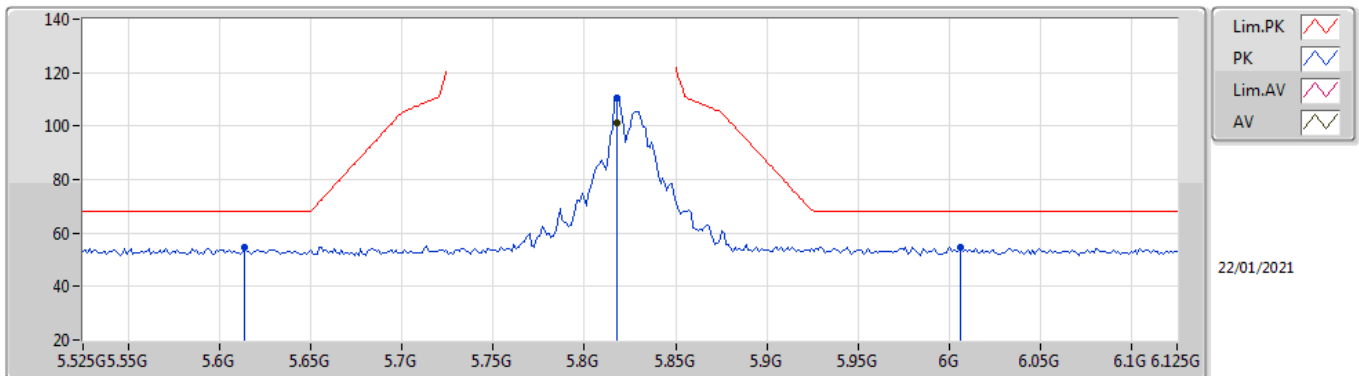


Type	Freq (Hz)	Level (dBuV/m)	Limit (dBuV/m)	Margin (dB)	Factor (dB)	Dist (m)	Condition	Azimuth (°)	Height (m)	Comment	Raw (dBuV)	AF (dB)	CL (dB)	PA (dB)
AV	5.8274G	105.91	Inf	-Inf	3.00	3	Vertical	318	1.24	-	102.91	32.15	5.81	34.96
PK	5.531G	55.54	68.20	-12.66	2.60	3	Vertical	318	1.24	-	52.94	31.70	5.77	34.87
PK	5.8274G	113.90	Inf	-Inf	3.00	3	Vertical	318	1.24	-	110.90	32.15	5.81	34.96
PK	5.933G	55.58	68.20	-12.62	3.25	3	Vertical	318	1.24	-	52.33	32.37	5.87	34.99

FCC ID: N7NXR90

802.11a\_Nss1,(6Mbps)\_4TX

5825MHz\_TX

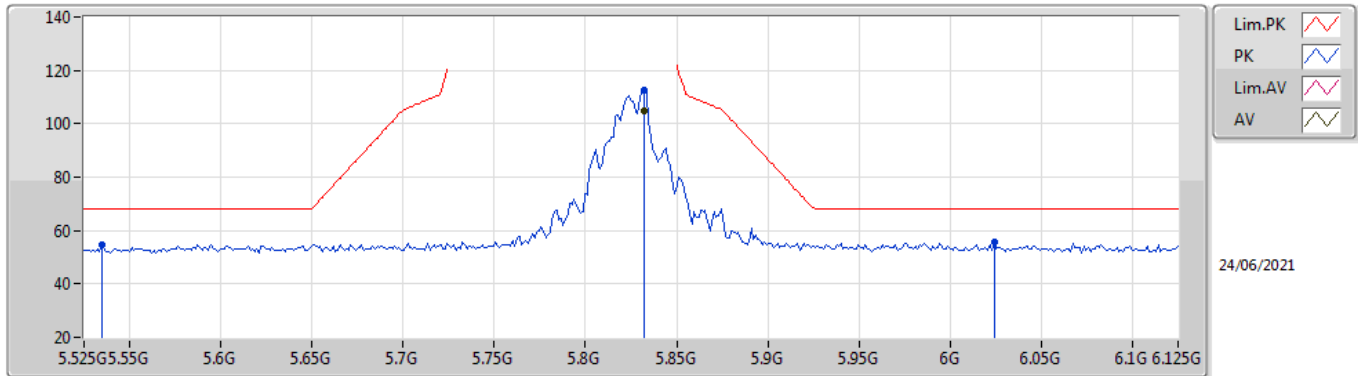


Type	Freq (Hz)	Level (dBuV/m)	Limit (dBuV/m)	Margin (dB)	Factor (dB)	Dist (m)	Condition	Azimuth (°)	Height (m)	Comment	Raw (dBuV)	AF (dB)	CL (dB)	PA (dB)
AV	5.8178G	101.31	Inf	-Inf	3.12	3	Vertical	350	1.49	-	98.19	32.27	5.81	34.96
PK	5.6138G	54.51	68.20	-13.69	2.71	3	Vertical	350	1.49	-	51.80	31.80	5.80	34.89
PK	5.8178G	110.56	Inf	-Inf	3.12	3	Vertical	350	1.49	-	107.44	32.27	5.81	34.96
PK	6.0062G	54.90	68.20	-13.30	3.39	3	Vertical	350	1.49	-	51.51	32.50	5.90	35.01

FCC ID: N7NXR80

802.11a\_Nss1,(6Mbps)\_4TX

5825MHz\_TX

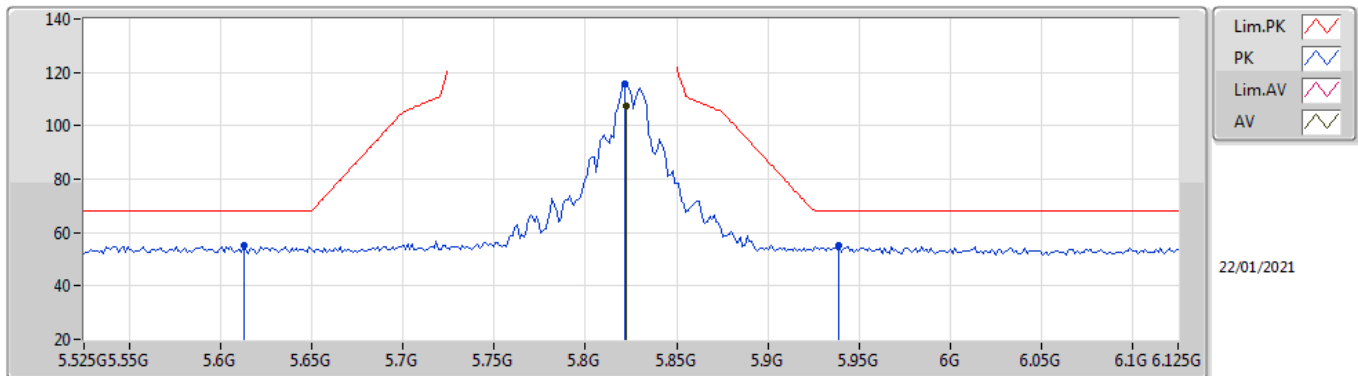


Type	Freq (Hz)	Level (dBuV/m)	Limit (dBuV/m)	Margin (dB)	Factor (dB)	Dist (m)	Condition	Azimuth (°)	Height (m)	Comment	Raw (dBuV)	AF (dB)	CL (dB)	PA (dB)
AV	5.8322G	104.82	Inf	-Inf	3.02	3	Horizontal	317	2.14	-	101.80	32.16	5.82	34.96
PK	5.5346G	54.73	68.20	-13.47	2.60	3	Horizontal	317	2.14	-	52.13	31.70	5.77	34.87
PK	5.8322G	112.63	Inf	-Inf	3.02	3	Horizontal	317	2.14	-	109.61	32.16	5.82	34.96
PK	6.0242G	55.52	68.20	-12.68	3.30	3	Horizontal	317	2.14	-	52.22	32.40	5.91	35.01

FCC ID: N7NXR90

802.11a\_Nss1,(6Mbps)\_4TX

5825MHz\_TX

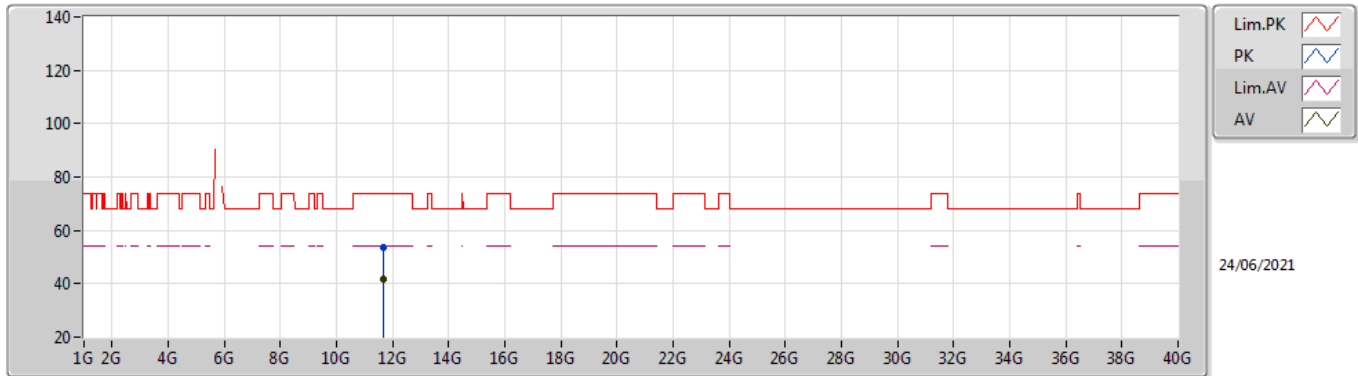


Type	Freq (Hz)	Level (dBuV/m)	Limit (dBuV/m)	Margin (dB)	Factor (dB)	Dist (m)	Condition	Azimuth (°)	Height (m)	Comment	Raw (dBuV)	AF (dB)	CL (dB)	PA (dB)
AV	5.8226G	107.40	Inf	-Inf	3.14	3	Horizontal	306	2.10	-	104.26	32.29	5.81	34.96
PK	5.6126G	55.35	68.20	-12.85	2.71	3	Horizontal	306	2.10	-	52.64	31.80	5.80	34.89
PK	5.8214G	115.88	Inf	-Inf	3.14	3	Horizontal	306	2.10	-	112.74	32.29	5.81	34.96
PK	5.939G	55.26	68.20	-12.94	3.46	3	Horizontal	306	2.10	-	51.80	32.58	5.87	34.99

FCC ID: N7NXR80

802.11a\_Nss1,(6Mbps)\_4TX

5825MHz\_TX

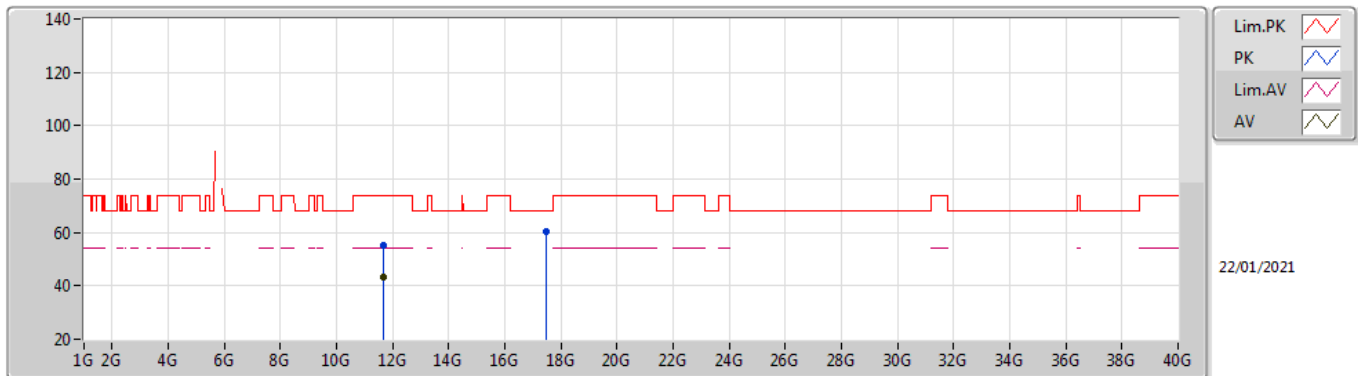


Type	Freq (Hz)	Level (dBuV/m)	Limit (dBuV/m)	Margin (dB)	Factor (dB)	Dist (m)	Condition	Azimuth (°)	Height (m)	Comment	Raw (dBuV)	AF (dB)	CL (dB)	PA (dB)
AV	11.64886G	41.98	54.00	-12.02	13.21	3	Vertical	281	2.59	-	28.77	39.61	8.38	34.78
PK	11.64924G	53.80	74.00	-20.20	13.20	3	Vertical	281	2.59	-	40.60	39.60	8.38	34.78

FCC ID: N7NXR90

802.11a\_Nss1,(6Mbps)\_4TX

5825MHz\_TX

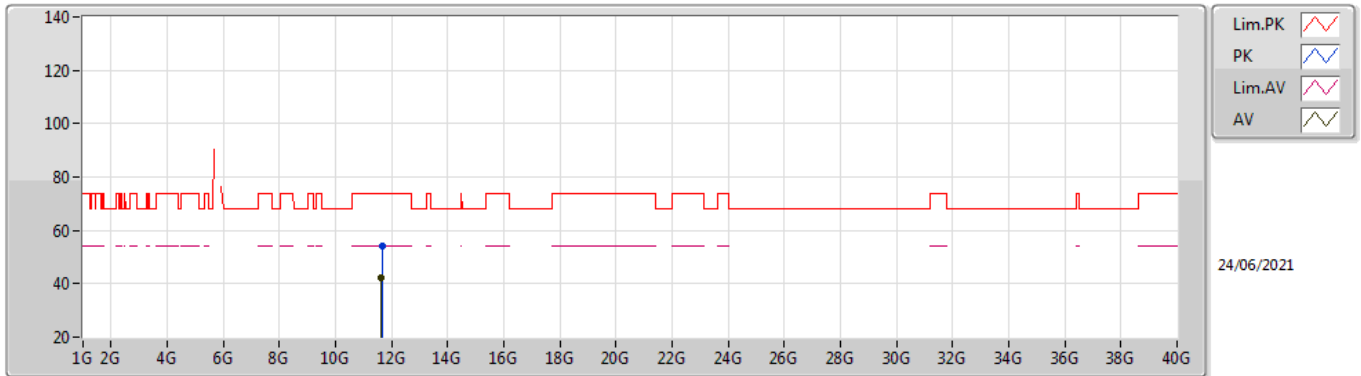


Type	Freq (Hz)	Level (dBuV/m)	Limit (dBuV/m)	Margin (dB)	Factor (dB)	Dist (m)	Condition	Azimuth (°)	Height (m)	Comment	Raw (dBuV)	AF (dB)	CL (dB)	PA (dB)
AV	11.64985G	43.22	54.00	-10.78	13.15	3	Vertical	317	1.83	-	30.07	39.55	8.38	34.78
PK	11.64977G	54.99	74.00	-19.01	13.15	3	Vertical	317	1.83	-	41.84	39.55	8.38	34.78
PK	17.47653G	60.53	68.20	-7.67	17.09	3	Vertical	302	1.62	-	43.44	41.48	10.34	34.73

FCC ID: N7NXR80

802.11a\_Nss1,(6Mbps)\_4TX

5825MHz\_TX

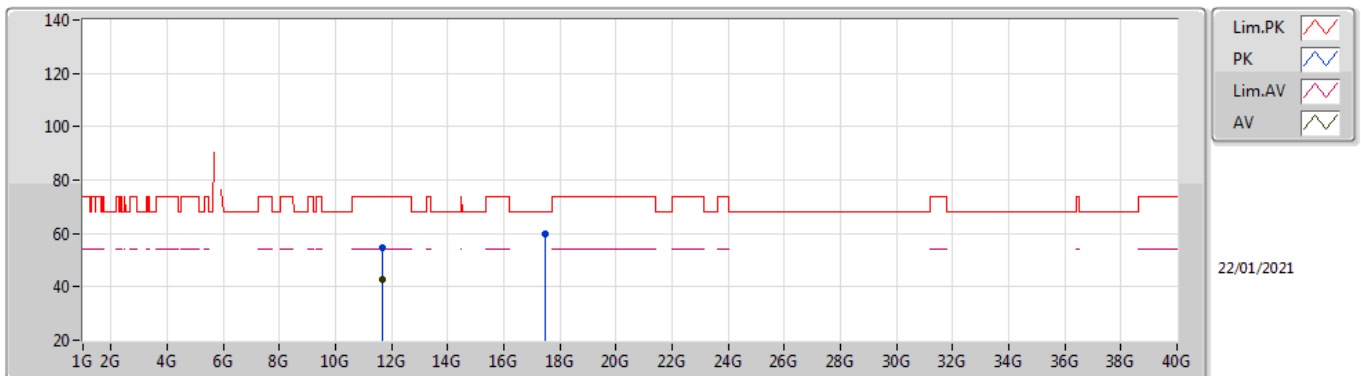


Type	Freq (Hz)	Level (dBuV/m)	Limit (dBuV/m)	Margin (dB)	Factor (dB)	Dist (m)	Condition	Azimuth (°)	Height (m)	Comment	Raw (dBuV)	AF (dB)	CL (dB)	PA (dB)
AV	11.64678G	42.08	54.00	-11.92	13.22	3	Horizontal	266	1.50	-	28.86	39.62	8.38	34.78
PK	11.65482G	53.98	74.00	-20.02	13.17	3	Horizontal	266	1.50	-	40.81	39.57	8.38	34.78

FCC ID: N7NXR90

802.11a\_Nss1,(6Mbps)\_4TX

5825MHz\_TX



Type	Freq (Hz)	Level (dBuV/m)	Limit (dBuV/m)	Margin (dB)	Factor (dB)	Dist (m)	Condition	Azimuth (°)	Height (m)	Comment	Raw (dBuV)	AF (dB)	CL (dB)	PA (dB)
AV	11.65179G	42.65	54.00	-11.35	13.14	3	Horizontal	289	1.50	-	29.51	39.54	8.38	34.78
PK	11.65022G	54.54	74.00	-19.46	13.15	3	Horizontal	289	1.50	-	41.39	39.55	8.38	34.78
PK	17.47316G	59.79	68.20	-8.41	17.08	3	Horizontal	106	1.50	-	42.71	41.47	10.34	34.73