



FCC Radio Test Report

FCC ID : N7NXR90
Equipment : WiFi / Bluetooth
Brand Name : Sierra Wireless
Model Name : XR90
Applicant : Sierra Wireless Inc.
13811 Wireless Way, Richmond, BC Canada V6V 3A4
Manufacturer : Sierra Wireless Inc.
13811 Wireless Way, Richmond, BC Canada V6V 3A4
Standard : 47 CFR FCC Part 15.247

The product was received on Nov. 09, 2020, and testing was started from Jan. 07, 2021 and completed on Jul. 22, 2021. We, SPORTON INTERNATIONAL INC. Hsinhua Laboratory, would like to declare that the tested sample has been evaluated in accordance with the procedures given in ANSI C63.10-2013 and shown compliance with the applicable technical standards.

The test results in this report apply exclusively to the tested model / sample. Without written approval of SPORTON INTERNATIONAL INC. Hsinhua Laboratory, the test report shall not be reproduced except in full.

Approved by: Allen Lin

SPORTON INTERNATIONAL INC. Hsinhua Laboratory

No.52, Huaya 1st Rd., Guishan Dist., Taoyuan City 333411, Taiwan (R.O.C.)



Table of Contents

HISTORY OF THIS TEST REPORT3

SUMMARY OF TEST RESULT4

1 GENERAL DESCRIPTION5

1.1 Information.....5

1.2 Testing Applied Standards8

1.3 Testing Location Information8

1.4 Measurement Uncertainty8

2 TEST CONFIGURATION OF EUT.....9

2.1 Test Channel Mode9

2.2 The Worst Case Measurement Configuration13

2.3 Accessories14

2.4 Support Equipment.....14

2.5 Test Setup Diagram15

3 TRANSMITTER TEST RESULT17

3.1 AC Power-line Conducted Emissions17

3.2 DTS Bandwidth.....19

3.3 Maximum Conducted Output Power20

3.4 Power Spectral Density22

3.5 Emissions in Non-restricted Frequency Bands23

3.6 Emissions in Restricted Frequency Bands.....24

4 TEST EQUIPMENT AND CALIBRATION DATA28

APPENDIX A. TEST RESULTS OF AC POWER-LINE CONDUCTED EMISSIONS

APPENDIX B. TEST RESULTS OF DTS BANDWIDTH

APPENDIX C. TEST RESULTS OF MAXIMUM CONDUCTED OUTPUT POWER

APPENDIX D. TEST RESULTS OF POWER SPECTRAL DENSITY

APPENDIX E. TEST RESULTS OF EMISSIONS IN NON-RESTRICTED FREQUENCY BANDS

APPENDIX F. TEST RESULTS OF EMISSIONS IN RESTRICTED FREQUENCY BANDS

APPENDIX G. TEST RESULTS OF RADIATED EMISSION CO-LOCATION

APPENDIX H. TEST PHOTOS

PHOTOGRAPHS OF EUT V01



Summary of Test Result

Report Clause	Ref. Std. Clause	Test Items	Result (PASS/FAIL)	Remark
1.1.2	15.203	Antenna Requirement	PASS	-
3.1	15.207	AC Power-line Conducted Emissions	PASS	-
3.1	15.247(a)	DTS Bandwidth	PASS	-
3.3	15.247(b)	Maximum Conducted Output Power	PASS	-
3.4	15.247(e)	Power Spectral Density	PASS	-
3.5	15.247(d)	Emissions in Non-restricted Frequency Bands	PASS	-
3.6	15.247(d)	Emissions in Restricted Frequency Bands	PASS	-

Declaration of Conformity:
The test results with all measurement uncertainty excluded are presented in accordance with the regulation limits or requirements declared by manufacturers.
Comments and explanations:
None

Reviewed by: Ben Tseng
Report Producer: Jenny Yang



1 General Description

1.1 Information

1.1.1 RF General Information

Frequency Range (MHz)	IEEE Std. 802.11	Ch. Frequency (MHz)	Channel Number
2400-2483.5	b, g, n (HT20), VHT20, ax(HEW20)	2412-2462	1-11 [11]
2400-2483.5	n (HT40), VHT40, ax(HEW40)	2422-2452	3-9 [7]

Non-Beamforming WiFi A & WiFi B

Band	Mode	BWch (MHz)	Nant
2.4-2.4835GHz	802.11b	20	4TX
2.4-2.4835GHz	802.11g	20	4TX
2.4-2.4835GHz	802.11ax HEW20	20	4TX
2.4-2.4835GHz	802.11ax HEW40	40	4TX

Beamforming WiFi A & WiFi B

Band	Mode	BWch (MHz)	Nant
2.4-2.4835GHz	802.11ax HEW20-BF	20	4TX
2.4-2.4835GHz	802.11ax HEW40-BF	40	4TX

Note:

- 11b mode uses a combination of DSSS-DBPSK, DQPSK, CCK modulation.
- 11g, HT20 and HT40 use a combination of OFDM-BPSK, QPSK, 16QAM, 64QAM modulation.
- VHT20, VHT40 use a combination of OFDM-BPSK, QPSK, 16QAM, 64QAM, 256QAM modulation.
- HEW20, HEW40 use a combination of OFDMA-BPSK, QPSK, 16QAM, 64QAM, 256QAM modulation.
- BWch is the nominal channel bandwidth.

1.1.2 Antenna Information

Ant.	Brand	Model Name	Antenna Type	Connector
5	PANORAMA	LGMQM4-6-60-24-58	Panel	FAKRA
6	PANORAMA	LGMQM4-6-60-24-58	Panel	FAKRA
7	PANORAMA	LGMQM4-6-60-24-58	Panel	FAKRA
8	PANORAMA	LGMQM4-6-60-24-58	Panel	FAKRA
9	PANORAMA	PWB-24-58	Paddle	FAKRA



Ant.	Port	Gain (dBi)		
		2.4G	5G	BT
5	1	-0.25	0.5	-
6	2	-0.25	0.5	-
7	3	-0.25	0.5	-
8	4	-0.25	0.5	-
9	1	-	-	3

Note 1: The EUT has five antennas.

For 2.4GHz function:

For IEEE 802.11 b/g/n/VHT/ax mode (4TX/4RX)

Ant. 5 (port 1), Ant. 6 (port 2), Ant. 7 (port 3) and Ant. 8 (port 4) could transmit/receive simultaneously.

For BT function:

For IEEE 802.15.1 Bluetooth mode (1TX/1RX)

Only Ant. 9 (port 1) can be used as transmitting/receiving antenna.

For 5GHz function:

For IEEE 802.11 a/n/ac/ax mode (4TX/4RX)

Ant. 5 (port 1), Ant. 6 (port 2), Ant. 7 (port 3) and Ant. 8 (port 4) could transmit/receive simultaneously.

1.1.3 EUT Information

Operational Condition				
EUT Power Type	From AC Adapter			
EUT Function	<input checked="" type="checkbox"/>	Point-to-multipoint	<input type="checkbox"/>	Point-to-point
Beamforming Function	<input checked="" type="checkbox"/>	With beamforming	<input type="checkbox"/>	Without beamforming
Type of EUT				
<input checked="" type="checkbox"/>	Stand-alone			
<input type="checkbox"/>	Combined (EUT where the radio part is fully integrated within another device)			
	Combined Equipment - Brand Name / Model No.:		...	
<input type="checkbox"/>	Plug-in radio (EUT intended for a variety of host systems)			
	Host System - Brand Name / Model No.:		...	
<input type="checkbox"/>	Other:			



1.1.4 Mode Test Duty Cycle

Non-Beamforming

WiFi A

Mode	DC	DCF(dB)	T(s)	VBW(Hz) ≥ 1/T
802.11b_Nss1,(1Mbps)_4TX	0.972	0.12	1.825m	1k
802.11g_Nss1,(6Mbps)_4TX	0.914	0.39	565.312u	3k
802.11ax HEW20_Nss1,(MCS0)_4TX	0.99	0.04	n/a (DC>=0.98)	n/a (DC>=0.98)
802.11ax HEW40_Nss1,(MCS0)_4TX	0.98	0.09	n/a (DC>=0.98)	n/a (DC>=0.98)

Note. If DC < 0.98, the DCF was added while measuring Output power and PSD.

WiFi B

Mode	DC	DCF(dB)	T(s)	VBW(Hz) ≥ 1/T
802.11b_Nss1,(1Mbps)_4TX	0.974	0.11	1.828m	1k
802.11g_Nss1,(6Mbps)_4TX	0.913	0.4	565.312u	3k
802.11ax HEW20_Nss1,(MCS0)_4TX	0.99	0.04	n/a (DC>=0.98)	n/a (DC>=0.98)
802.11ax HEW40_Nss1,(MCS0)_4TX	0.979	0.09	2.422m	1k

Note. If DC < 0.98, the DCF was added while measuring Output power and PSD.

Beamforming

WiFi A

Mode	DC	DCF(dB)	T(s)	VBW(Hz) ≥ 1/T
802.11ax HEW20-BF_Nss1,(MCS0)_4TX	0.787	1.04	2.955m	1k
802.11ax HEW40-BF_Nss1,(MCS0)_4TX	0.753	1.23	2.955m	1k

Note. If DC < 0.98, the DCF was added while measuring Output power and PSD.

WiFi B

Mode	DC	DCF(dB)	T(s)	VBW(Hz) ≥ 1/T
802.11ax HEW20-BF_Nss1,(MCS0)_4TX	0.834	0.79	2.955m	1k
802.11ax HEW40-BF_Nss1,(MCS0)_4TX	0.753	1.23	2.955m	1k

Note. If DC < 0.98, the DCF was added while measuring Output power and PSD.



1.2 Testing Applied Standards

According to the specifications of the manufacturer, the EUT must comply with the requirements of the following standards:

- ◆ 47 CFR FCC Part 15
- ◆ ANSI C63.10-2013

The following reference test guidance is not within the scope of accreditation of TAF:

- ◆ KDB 558074 D01 v05r02
- ◆ KDB 662911 D01 v02r01
- ◆ KDB 414788 D01 v01r01

1.3 Testing Location Information

Test Lab. : Sporton International Inc. Hsinhua Laboratory				
<input checked="" type="checkbox"/> Hsinhua (TAF: 3785)	ADD: No.52, Huaya 1st Rd., Guishan Dist., Taoyuan City 333411, Taiwan (R.O.C.)			
	TEL: 886-3-327-3456		FAX: 886-3-327-0973	
Test site Designation No. TW3785 with FCC.				
Test Condition	Test Site No.	Test Engineer	Test Environment	Test Date
AC Conduction	CO04-HY	Tony Chang	25.1~26.7°C / 50~56%	21/Jul/2021~22/Jul/2021
RF Conducted	TH01-HY	Vivi Jiang	21.9~27.0°C / 53~61%	26/Jan/2021~08/Jun/2021
<input checked="" type="checkbox"/> Wen 33rd.St. (TAF: 3785)	ADD: No.14-1, Ln. 19, Wen 33rd St., Guishan Dist., Taoyuan City 333010, Taiwan (R.O.C.)			
	TEL: 886-3-318-0787		FAX: 886-3-318-0287	
Test site Designation No. TW0008 with FCC.				
Test Condition	Test Site No.	Test Engineer	Test Environment	Test Date
Radiated (below 1GHz)	03CH09-HY	Lego Lin	22.5~24.4°C / 42~54%	19/Jul/2021~21/Jul/2021
Radiated (above 1GHz)	03CH09-HY	Lego Lin	20.6~23.6°C / 54~61%	07/Jan/2021~16/Mar/2021 04/Jun/2021~11/Jun/2021

1.4 Measurement Uncertainty

ISO/IEC 17025 requires that an estimate of the measurement uncertainties associated with the emissions test results be included in the report. The measurement uncertainties given below are based on a 95% confidence level (based on a coverage factor (k=2))

Test Items	Uncertainty	Remark
Conducted Emission (150kHz ~ 30MHz)	0.9 dB	Confidence levels of 95%
Radiated Emission (9kHz ~ 30MHz)	2.4 dB	Confidence levels of 95%
Radiated Emission (30MHz ~ 1,000MHz)	3.7 dB	Confidence levels of 95%
Radiated Emission (1GHz ~ 18GHz)	3.6 dB	Confidence levels of 95%
Radiated Emission (18GHz ~ 40GHz)	3.5 dB	Confidence levels of 95%
Conducted Emission	1.0 dB	Confidence levels of 95%
Temperature	0.41 °C	Confidence levels of 95%
Humidity	3.4 %	Confidence levels of 95%



2 Test Configuration of EUT

2.1 Test Channel Mode

Test Software	DOS v6.1
---------------	----------

**Non-Beamforming
WiFi A**

Mode	Power Setting
802.11b_Nss1,(1Mbps)_4TX	-
2412MHz	219
2417MHz	235
2422MHz	235
2427MHz	240
2437MHz	240
2442MHz	235
2447MHz	235
2452MHz	230
2457MHz	230
2462MHz	210
802.11g_Nss1,(6Mbps)_4TX	-
2412MHz	200
2417MHz	225
2422MHz	235
2437MHz	235
2442MHz	235
2447MHz	225
2452MHz	215
2457MHz	195
2462MHz	195
802.11ax HEW20_Nss1,(MCS0)_4TX	-
2412MHz	210
2417MHz	230
2422MHz	235
2427MHz	240
2437MHz	240
2442MHz	230
2447MHz	220
2452MHz	215



Mode	Power Setting
2457MHz	210
2462MHz	192
802.11ax HEW40_Nss1,(MCS0)_4TX	-
2422MHz	180
2427MHz	190
2437MHz	185
2442MHz	175
2447MHz	165
2452MHz	163



WiFi B

Mode	Power Setting
802.11b_Nss1,(1Mbps)_4TX	-
2412MHz	215
2417MHz	235
2422MHz	230
2427MHz	240
2437MHz	240
2442MHz	240
2447MHz	235
2452MHz	220
2457MHz	210
2462MHz	190
802.11g_Nss1,(6Mbps)_4TX	-
2412MHz	215
2417MHz	240
2437MHz	240
2442MHz	240
2447MHz	235
2452MHz	230
2457MHz	205
2462MHz	195
802.11ax HEW20_Nss1,(MCS0)_4TX	-
2412MHz	205
2417MHz	230
2422MHz	235
2437MHz	235
2442MHz	225
2447MHz	220
2452MHz	210
2457MHz	200
2462MHz	190
802.11ax HEW40_Nss1,(MCS0)_4TX	-
2422MHz	180
2437MHz	180
2442MHz	170
2447MHz	160
2452MHz	155



Beamforming
WiFi A

Mode	Power Setting
802.11ax HEW20-BF_Nss1,(MCS0)_4TX	-
2412MHz	208
2417MHz	240
2437MHz	230
2452MHz	240
2457MHz	228
2462MHz	193
802.11ax HEW40-BF_Nss1,(MCS0)_4TX	-
2422MHz	212
2427MHz	227
2437MHz	222
2442MHz	205
2447MHz	182
2452MHz	175

WiFi B


Mode	Power Setting
802.11ax HEW20-BF_Nss1,(MCS0)_4TX	-
2412MHz	209
2417MHz	240
2437MHz	240
2452MHz	240
2457MHz	228
2462MHz	175
802.11ax HEW40-BF_Nss1,(MCS0)_4TX	-
2422MHz	215
2427MHz	211
2432MHz	240
2437MHz	222
2447MHz	240
2452MHz	185

2.2 The Worst Case Measurement Configuration

The Worst Case Mode for Following Conformance Tests	
Tests Item	AC power-line conducted emissions
Condition	AC power-line conducted measurement for line and neutral Test Voltage: 120Vac / 60Hz
Operating Mode	CTX
1	Adapter mode

The Worst Case Mode for Following Conformance Tests	
Tests Item	DTS Bandwidth Maximum Conducted Output Power Power Spectral Density Emissions in Non-restricted Frequency Bands
Test Condition	Conducted measurement at transmit chains

Note: From Sporton Project No.: FR0N0913-02AC.

The Worst Case Mode for Following Conformance Tests	
Tests Item	Emissions in Restricted Frequency Bands
Test Condition	Radiated measurement If EUT consist of multiple antenna assembly (multiple antenna are used in EUT regardless of spatial multiplexing MIMO configuration), the radiated test should be performed with highest antenna gain of each antenna type.
Operating Mode < 1GHz	CTX
1	Adapter mode
Operating Mode > 1GHz	CTX
Orthogonal Planes of EUT	Z Plane
	

Note: From Sporton Project No.: FR0N0913-02AC. (above 1GHz)

The Worst Case Mode for Following Conformance Tests	
Tests Item	Simultaneous Transmission Analysis
Test Condition	Radiated measurement
Operating Mode	Normal Link
1	WiFi A WLAN 2.4GHz+ WLAN 5GHz
2	WiFi B WLAN 2.4GHz+ WLAN 5GHz

Refer to Sporton Test Report No.: FA0N0913 for Co-location RF Exposure Evaluation and Appendix F for Radiated Emission Co-location.



2.3 Accessories

Accessories				
RJ45 Cable	Category	5	In/Out door	-
	Signal Line	2.0 meter, non-shielded cable		

Reminder: Regarding to more detail and other information, please refer to user manual.

2.4 Support Equipment

Support Equipment – AC Conduction					
No.	Equipment	Brand Name	Model Name	FCC ID	Remark
1	Adapter	Tenpao	S090IP2400375	-	Note 1
2	Notebook	HP	HSTNN-Q85C	-	-
3	AC Adapter (for NB)	HP	PPP012L-E	-	-
4	RS232-to-Lan cable	-	-	-	-
5	USB-to-RS232 cable	-	-	-	-
6	AC Adapter (for NB) (Remote)	HP	PPP012H-S	-	-
7	AC Power cable (Remote)	Power Sync	TPCMRN0018	-	-
8	Notebook (Remote)	HP	5220m	-	-

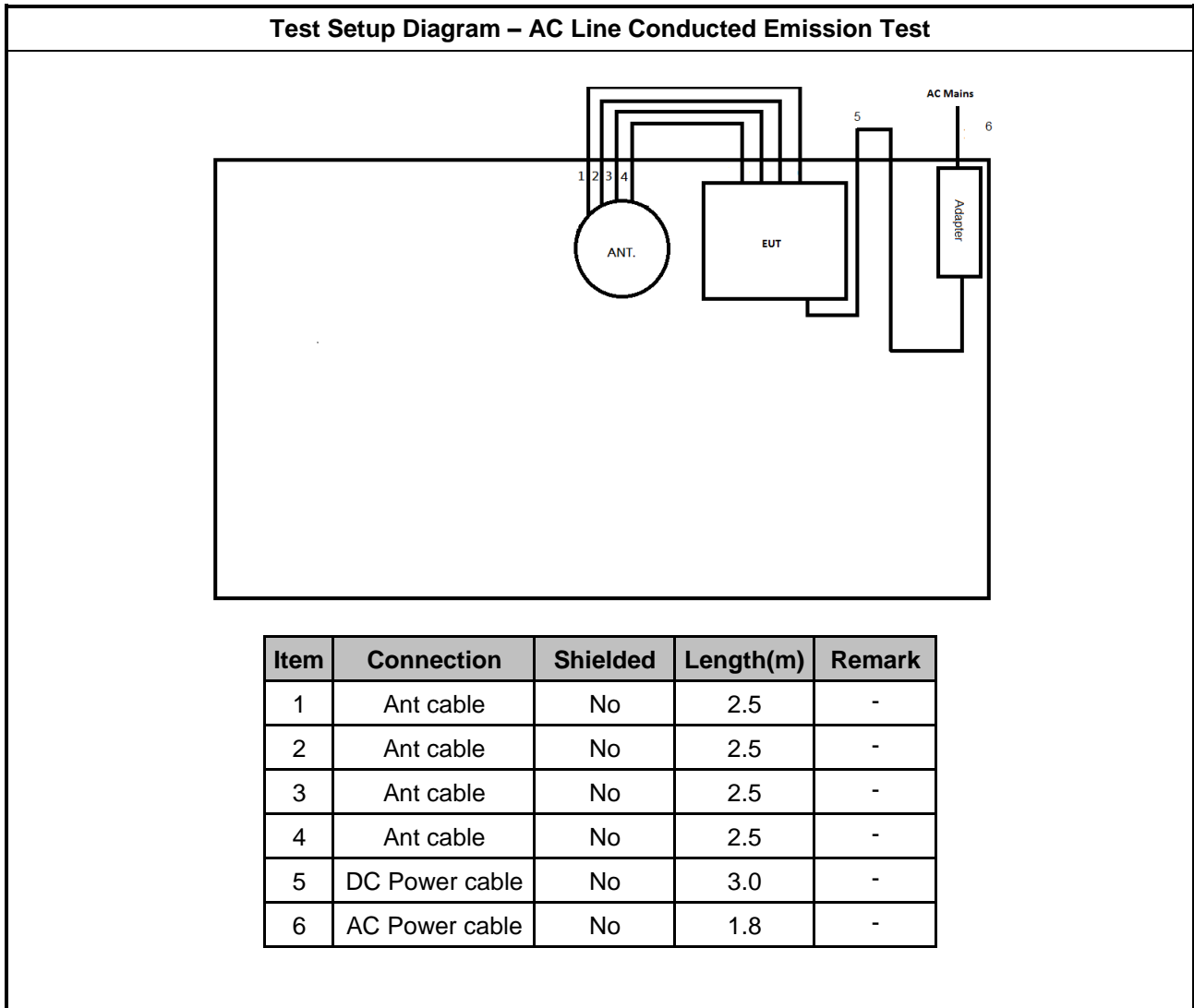
Note 1: Provided by Customer

Support Equipment – Conducted					
No.	Equipment	Brand Name	Model Name	FCC ID	Remark
1	Notebook	DELL	E5410	-	-
2	Adapter for NB	DELL	HA65NM130	-	-
3	Notebook	Acer	Trave Mate P2410	-	-
4	Adapter for NB	HIPRO	HP-A0652R3B	-	-

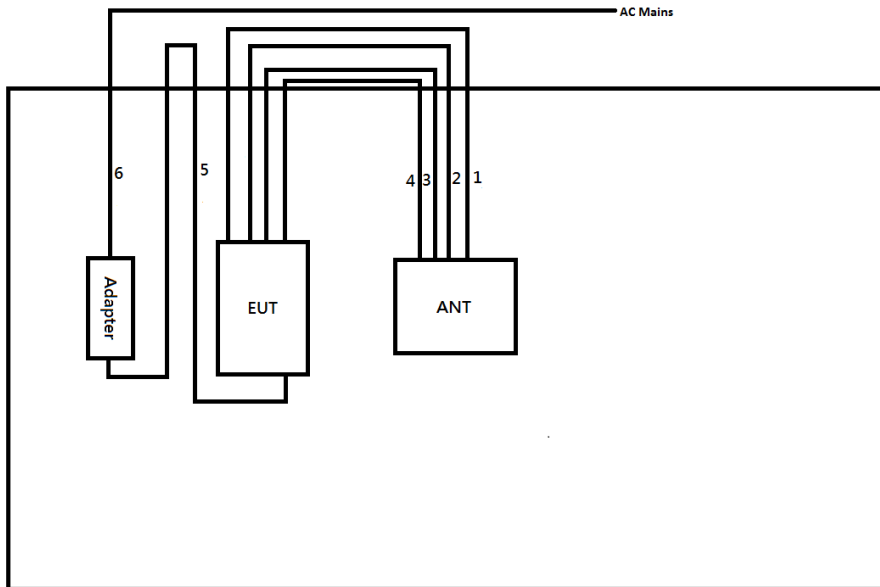
Support Equipment – Radiated					
No.	Equipment	Brand Name	Model Name	FCC ID	Remark
1	Adapter	Tenpao	S090IP2400375	-	Note 1
2	Notebook	HP	HSTNN-Q85C	-	-
3	AC Adapter (for NB)	HP	PPP012L-E	-	-
4	USB-to-RS232 cable	-	-	-	-
5	RS232-to-Lan cable	-	-	-	-
6	AC Adapter (for NB) (Remote)	HP	PPP012H-S	-	-
7	AC Power cable (Remote)	Power Sync	TPCMRN0018	-	-
8	Notebook (Remote)	HP	5220m	-	-

Note 1: Provided by Customer

2.5 Test Setup Diagram



Test Setup Diagram - Radiated Test



Item	Connection	Shielded	Length(m)	Remark
1	Ant cable	No	2.5	-
2	Ant cable	No	2.5	-
3	Ant cable	No	2.5	-
4	Ant cable	No	2.5	-
5	DC Power cable	No	3.0	-
6	AC Power cable	No	1.8	-



3 Transmitter Test Result

3.1 AC Power-line Conducted Emissions

3.1.1 AC Power-line Conducted Emissions Limit

AC Power-line Conducted Emissions Limit		
Frequency Emission (MHz)	Quasi-Peak	Average
0.15-0.5	66 - 56 *	56 - 46 *
0.5-5	56	46
5-30	60	50

Note 1: * Decreases with the logarithm of the frequency.

3.1.2 Measuring Instruments

Refer a test equipment and calibration data table in this test report.

3.1.3 Test Procedures

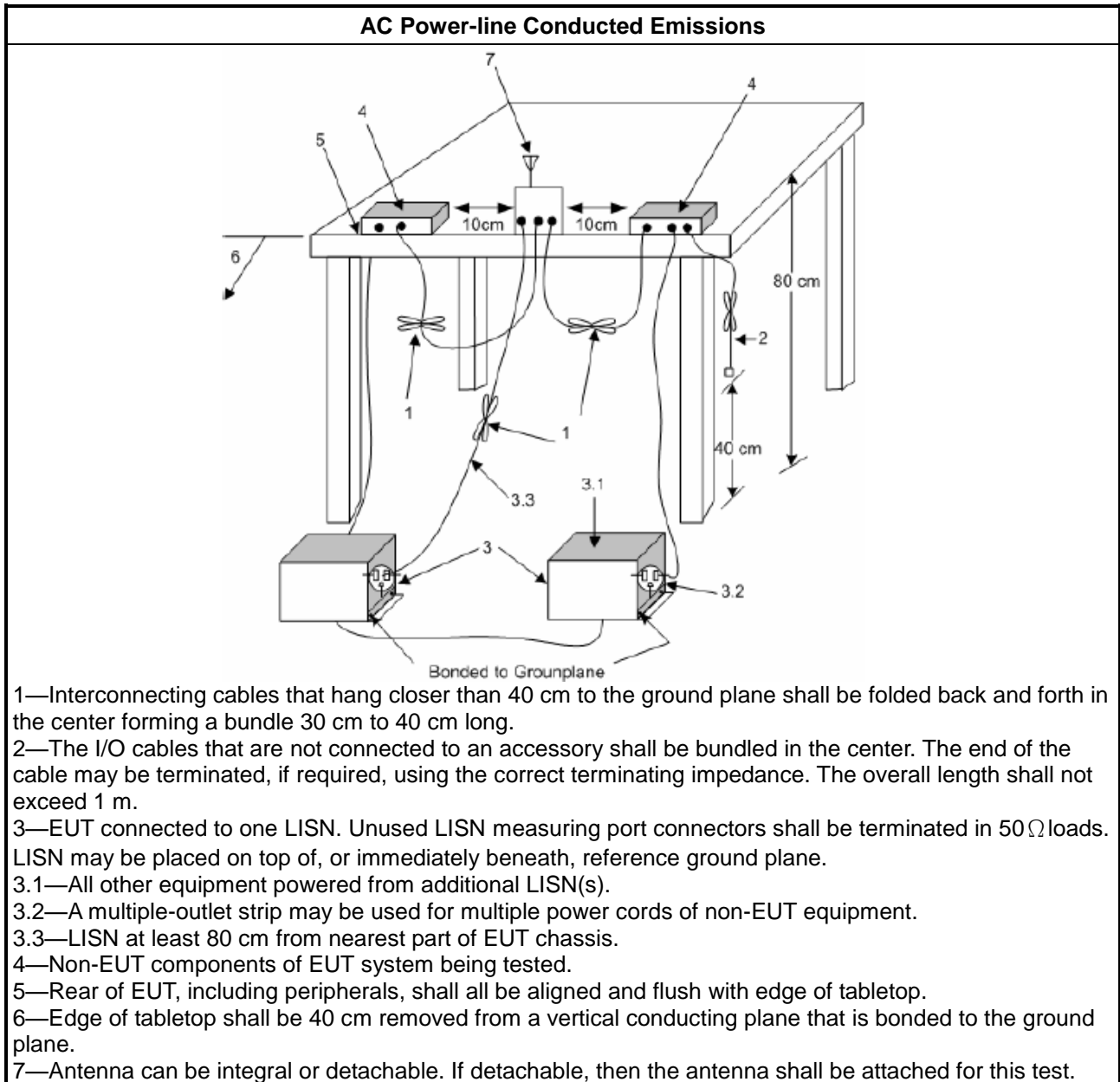
Test Method
<input checked="" type="checkbox"/> Refer as ANSI C63.10-2013, clause 6.2 for AC power-line conducted emissions.

3.1.4 Measurement Results Calculation

The measured Level is calculated using:

Corrected Reading: Raw(Read Level) + LISN(LISN Factor) + CL(Cable Loss) + AT(Attenuator).

3.1.5 Test Setup



3.1.6 Test Result of AC Power-line Conducted Emissions

Refer as Appendix A

3.2 DTS Bandwidth

3.2.1 6dB Bandwidth Limit

6dB Bandwidth Limit
Systems using digital modulation techniques:
<ul style="list-style-type: none"> ▪ 6 dB bandwidth \geq 500 kHz.

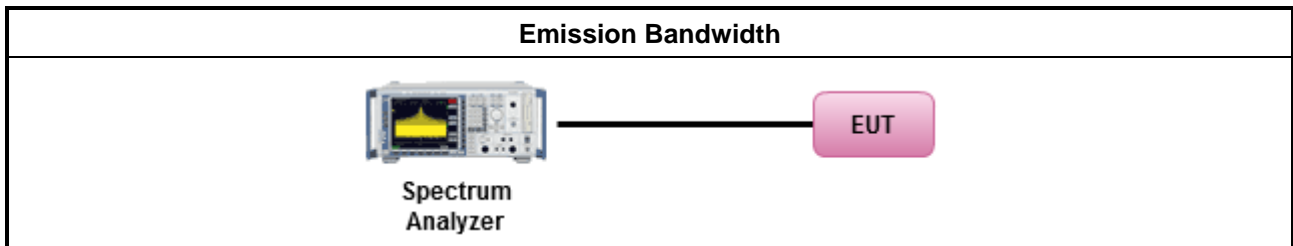
3.2.2 Measuring Instruments

Refer a test equipment and calibration data table in this test report.

3.2.3 Test Procedures

Test Method
<ul style="list-style-type: none"> ▪ For the emission bandwidth shall be measured using one of the options below:
<input checked="" type="checkbox"/> Refer as KDB 558074. clause 8.2 (11.8 of ANSI C63.10) DTS bandwidth measurement.
<input type="checkbox"/> Refer as RSS-Gen, clause 6.7 for occupied bandwidth testing.
<input type="checkbox"/> Refer as ANSI C63.10, clause 6.9.3 for occupied bandwidth testing.

3.2.4 Test Setup



3.2.5 Test Result of Emission Bandwidth

Refer as Appendix B



3.3 Maximum Conducted Output Power

3.3.1 Maximum Conducted Output Power Limit

Maximum Conducted Output Power Limit	
	<ul style="list-style-type: none"> ▪ If $G_{TX} \leq 6$ dBi, then $P_{Out} \leq 30$ dBm (1 W)
	<ul style="list-style-type: none"> ▪ Point-to-multipoint systems (P2M): If $G_{TX} > 6$ dBi, then $P_{Out} = 30 - (G_{TX} - 6)$ dBm
	<ul style="list-style-type: none"> ▪ Point-to-point systems (P2P): If $G_{TX} > 6$ dBi, then $P_{Out} = 30 - (G_{TX} - 6)/3$ dBm
	<ul style="list-style-type: none"> ▪ Smart antenna system (SAS):
	<ul style="list-style-type: none"> - Single beam: If $G_{TX} > 6$ dBi, then $P_{Out} = 30 - (G_{TX} - 6)/3$ dBm
	<ul style="list-style-type: none"> - Overlap beam: If $G_{TX} > 6$ dBi, then $P_{Out} = 30 - (G_{TX} - 6)/3$ dBm
	<ul style="list-style-type: none"> - Aggregate power on all beams: If $G_{TX} > 6$ dBi, then $P_{Out} = 30 - (G_{TX} - 6)/3 + 8$ dB dBm
e.i.r.p. Power Limit:	
	<ul style="list-style-type: none"> ▪ 2400-2483.5 MHz Band
	<ul style="list-style-type: none"> ▪ Point-to-multipoint systems (P2M): $P_{eirp} \leq 36$ dBm (4 W)
	<ul style="list-style-type: none"> ▪ Point-to-point systems (P2P): $P_{eirp} \leq \text{MAX}(36, [P_{Out} + G_{TX}])$ dBm
	<ul style="list-style-type: none"> ▪ Smart antenna system (SAS)
	<ul style="list-style-type: none"> - Single beam: $P_{eirp} \leq \text{MAX}(36, P_{Out} + G_{TX})$ dBm
	<ul style="list-style-type: none"> - Overlap beam: $P_{eirp} \leq \text{MAX}(36, P_{Out} + G_{TX})$ dBm
	<ul style="list-style-type: none"> - Aggregate power on all beams: $P_{eirp} \leq \text{MAX}(36, [P_{Out} + G_{TX} + 8])$ dBm
P_{Out} = maximum peak conducted output power or maximum conducted output power in dBm, G_{TX} = the maximum transmitting antenna directional gain in dBi.	

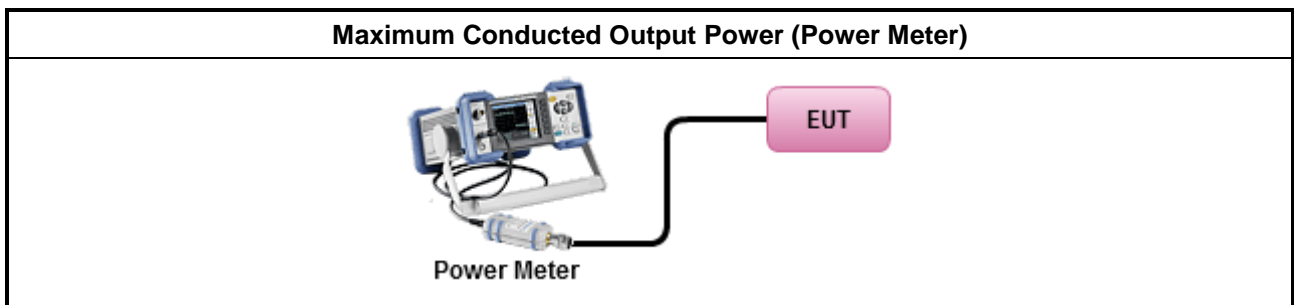
3.3.2 Measuring Instruments

Refer a test equipment and calibration data table in this test report.

3.3.3 Test Procedures

Test Method	
<ul style="list-style-type: none"> ▪ Maximum Peak Conducted Output Power 	
<input type="checkbox"/>	Refer as KDB 558074, clause 8.3.1.1 (11.9.1.1 of ANSI C63.10) RBW ≥ EBW method.
<input type="checkbox"/>	Refer as KDB 558074, clause 8.3.1.2 (11.9.1.2 of ANSI C63.10) integrated band power method.
<input type="checkbox"/>	Refer as KDB 558074, clause 8.3.1.3 (11.9.1.3 of ANSI C63.10) peak power meter.
<ul style="list-style-type: none"> ▪ Maximum Average Conducted Output Power 	
<input type="checkbox"/>	Refer as KDB 558074, clause 8.3.2.2 (11.9.2.2 of ANSI C63.10) using a spectrum analyzer.
<input checked="" type="checkbox"/>	Refer as KDB 558074, clause 8.3.2.3 (11.9.2.3 of ANSI C63.10) using a power meter.
<ul style="list-style-type: none"> ▪ For conducted measurement. 	
<ul style="list-style-type: none"> ▪ If the EUT supports multiple transmit chains using options given below: Refer as KDB 662911, In-band power measurements. Using the measure-and-sum approach, measured all transmit ports individually. Sum the power (in linear power units e.g., mW) of all ports for each individual sample and save them. 	
<ul style="list-style-type: none"> ▪ If multiple transmit chains, EIRP calculation could be following as methods: $P_{total} = P_1 + P_2 + \dots + P_n$ (calculated in linear unit [mW] and transfer to log unit [dBm]) $EIRP_{total} = P_{total} + DG$ 	

3.3.4 Test Setup



3.3.5 Test Result of Maximum Conducted Output Power

Refer as Appendix C

3.4 Power Spectral Density

3.4.1 Power Spectral Density Limit

Power Spectral Density Limit
<ul style="list-style-type: none"> Power Spectral Density (PSD) \leq 8 dBm/3kHz

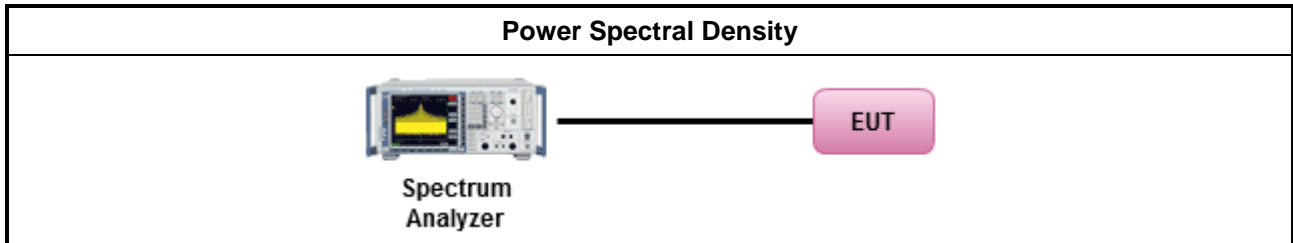
3.4.2 Measuring Instruments

Refer a test equipment and calibration data table in this test report.

3.4.3 Test Procedures

Test Method
<ul style="list-style-type: none"> Peak power spectral density procedures that the same method as used to determine the conducted output power. If maximum peak conducted output power was measured to demonstrate compliance to the output power limit, then the peak PSD procedure below (Method PKPSD) shall be used. If maximum conducted output power was measured to demonstrate compliance to the output power limit, then one of the average PSD procedures shall be used, as applicable based on the following criteria (the peak PSD procedure is also an acceptable option).
<input checked="" type="checkbox"/> Refer as KDB 558074, clause 8.4 (11.10 of ANSI C63.10) Max. PSD.
<ul style="list-style-type: none"> For conducted measurement. <ul style="list-style-type: none"> If The EUT supports multiple transmit chains using options given below: <ul style="list-style-type: none"> Measure and sum the spectra across the outputs. Refer as KDB 662911, In-band power spectral density (PSD). Sample all transmit ports simultaneously using a spectrum analyzer for each transmit port. Where the trace bin-by-bin of each transmit port summing can be performed. (i.e., in the first spectral bin of output 1 is summed with that in the first spectral bin of output 2 and that from the first spectral bin of output 3, and so on up to the NTX output to obtain the value for the first frequency bin of the summed spectrum.). Add up the amplitude (power) values for the different transmit chains and use this as the new data trace.

3.4.4 Test Setup



3.4.5 Test Result of Power Spectral Density

Refer as Appendix D

3.5 Emissions in Non-restricted Frequency Bands

3.5.1 Emissions in Non-restricted Frequency Bands Limit

Un-restricted Band Emissions Limit	
RF output power procedure	Limit (dB)
Peak output power procedure	20
Average output power procedure	30

Note 1: If the peak output power procedure is used to measure the fundamental emission power to demonstrate compliance to requirements, then the peak conducted output power measured within any 100 kHz outside the authorized frequency band shall be attenuated by at least 20 dB relative to the maximum measured in-band peak level.

Note 2: If the average output power procedure is used to measure the fundamental emission power to demonstrate compliance to requirements, then the power in any 100 kHz outside of the authorized frequency band shall be attenuated by at least 30 dB relative to the maximum measured in-band average level.

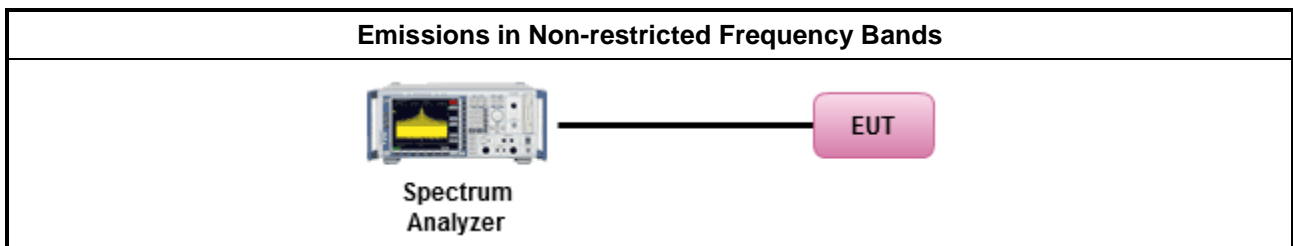
3.5.2 Measuring Instruments

Refer a test equipment and calibration data table in this test report.

3.5.3 Test Procedures

Test Method
<ul style="list-style-type: none"> Refer as KDB 558074, clause 8.5 (11.11 of ANSI C63.10) for non-restricted frequency bands.

3.5.4 Test Setup



3.5.5 Test Result of Emissions in Non-restricted Frequency Bands

Refer as Appendix E



3.6 Emissions in Restricted Frequency Bands

3.6.1 Emissions in Restricted Frequency Bands Limit

Restricted Band Emissions Limit			
Frequency Range (MHz)	Field Strength (uV/m)	Field Strength (dBuV/m)	Measure Distance (m)
0.009~0.490	2400/F(kHz)	48.5 - 13.8	300
0.490~1.705	24000/F(kHz)	33.8 - 23	30
1.705~30.0	30	29	30
30~88	100	40	3
88~216	150	43.5	3
216~960	200	46	3
Above 960	500	54	3

Note 1: Test distance for frequencies at or above 30 MHz, measurements may be performed at a distance other than the limit distance provided they are not performed in the near field and the emissions to be measured can be detected by the measurement equipment. When performing measurements at a distance other than that specified, the results shall be extrapolated to the specified distance using an extrapolation factor of 20 dB/decade (inverse of linear distance for field-strength measurements, inverse of linear distance-squared for power-density measurements).

Note 2: Test distance for frequencies at below 30 MHz, measurements may be performed at a distance closer than the EUT limit distance; however, an attempt should be made to avoid making measurements in the near field. When performing measurements below 30 MHz at a closer distance than the limit distance, the results shall be extrapolated to the specified distance by either making measurements at a minimum of two or more distances on at least one radial to determine the proper extrapolation factor or by using the square of an inverse linear distance extrapolation factor (40 dB/decade). The test report shall specify the extrapolation method used to determine compliance of the EUT.

Note 3: Using the distance of 1m during the test for above 18 GHz, and the test value to correct for the distance factor at 3m.

3.6.2 Measuring Instruments

Refer a test equipment and calibration data table in this test report.



3.6.3 Test Procedures

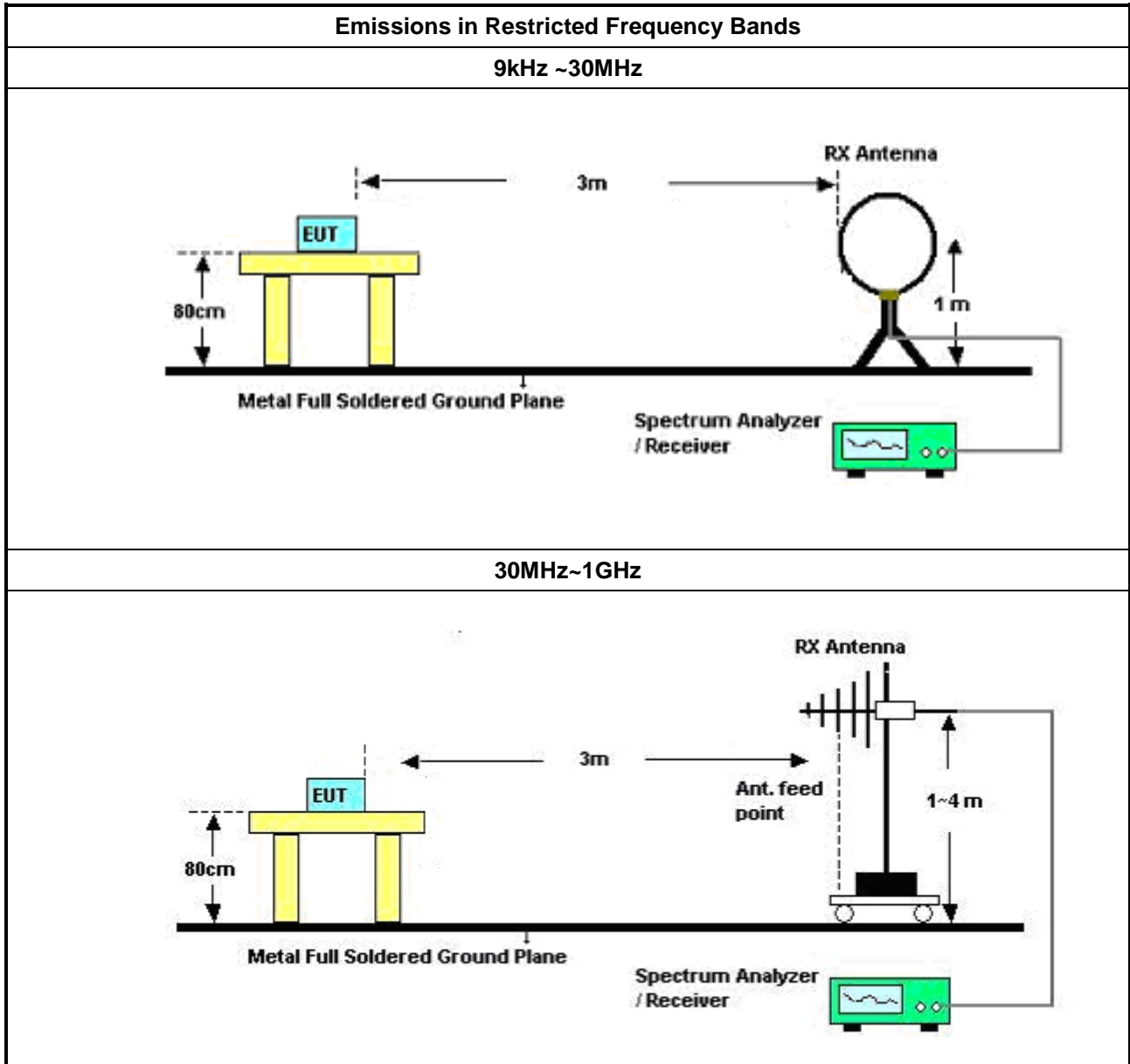
Test Method	
	<ul style="list-style-type: none"> The average emission levels shall be measured in [duty cycle ≥ 98 or duty factor].
	<ul style="list-style-type: none"> Refer as ANSI C63.10, clause 6.10.3 band-edge testing shall be performed at the lowest frequency channel and highest frequency channel within the allowed operating band.
	<ul style="list-style-type: none"> For the transmitter unwanted emissions shall be measured using following options below:
	<ul style="list-style-type: none"> Refer as KDB 558074, clause 8.6 (11.12 of ANSI C63.10) for restricted frequency bands.
	<ul style="list-style-type: none"> For the transmitter band-edge emissions shall be measured using following options below:
	<ul style="list-style-type: none"> Refer as KDB 558074 clause 8.7.1, When the performing peak or average radiated measurements, emissions within 2 MHz of the authorized band edge may be measured using the marker-delta method described below.
	<ul style="list-style-type: none"> Refer as KDB 558074, clause 8.7.2 (6.10.6 of ANSI C63.10) for marker-delta method for band-edge measurements.
	<ul style="list-style-type: none"> Refer as KDB 558074, clause 8.7.3 for narrower resolution bandwidth (100kHz) using the band power and summing the spectral levels.
	<ul style="list-style-type: none"> Use the following spectrum analyzer settings:
	<ul style="list-style-type: none"> Set RBW=100 kHz for f < 1 GHz; VBW=3 * RBW; Sweep = auto; Detector function = peak; Trace = max hold.
	<ul style="list-style-type: none"> Set RBW = 1 MHz, VBW= 3MHz for f ≥ 1 GHz for peak measurement. For average measurement, refer as 1.1.4.
	<ul style="list-style-type: none"> KDB 414788 Open-Field Test Sites and Chamber Correlation Justification.
	<ul style="list-style-type: none"> Based on FCC 15.31(f)(2): measurements may be performed at a distance closer than that specified in regulations; however, an attempt should be made to avoid making measurements in the near field.
	<ul style="list-style-type: none"> Open-field site and chamber correlation testing had been performed and chamber measured test result is the worst case test result.

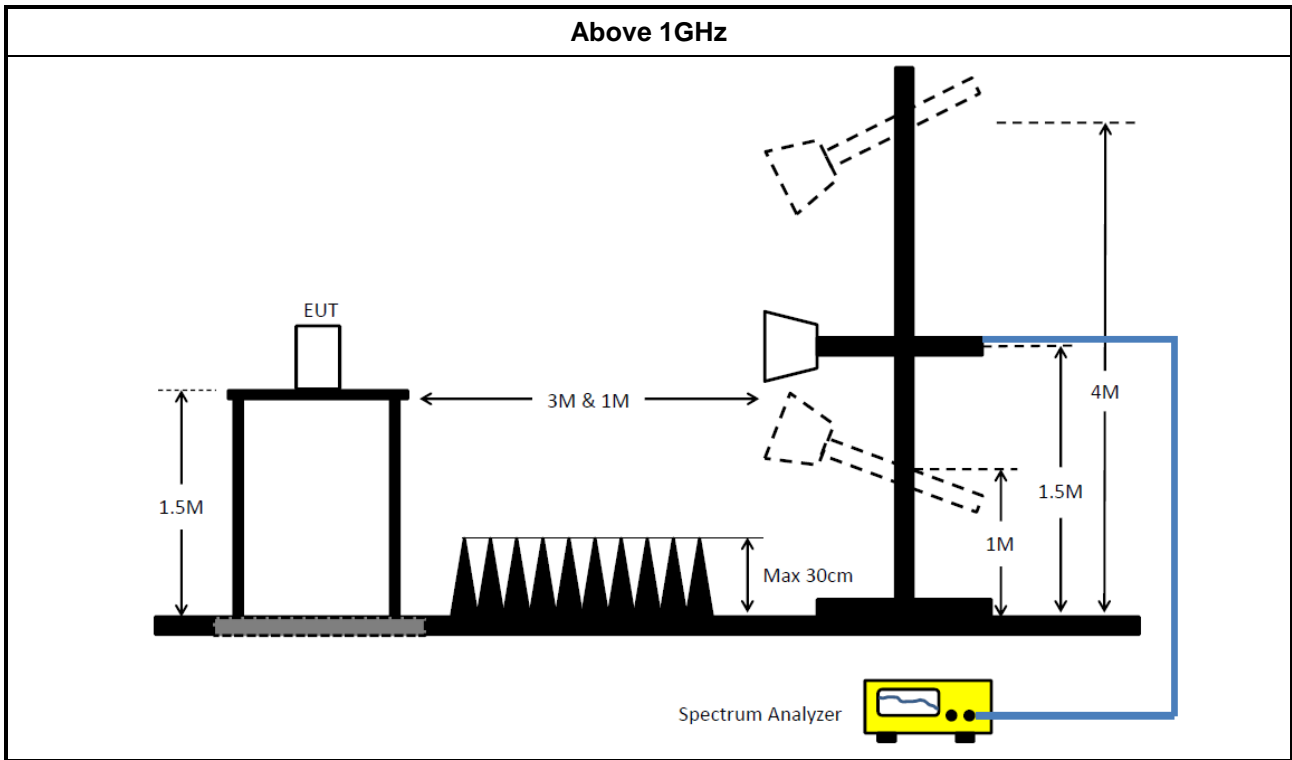
3.6.4 Measurement Results Calculation

The measured Level is calculated using:

Corrected Reading: Raw(Read Level) + AF(Antenna Factor) + CL(Cable Loss) - PA(Preamplifier Factor)

3.6.5 Test Setup





3.6.6 Test Result of Emissions in Restricted Frequency Bands (Below 30MHz)

The amplitude of spurious emissions which are attenuated by more than 20dB below the permissible value has no need to be reported.

3.6.7 Test Result of Emissions in Restricted Frequency Bands

Refer as Appendix F



4 Test Equipment and Calibration Data

Instrument for AC Conduction

Instrument	Manufacturer /Brand	Model No.	Serial No.	Spec.	Calibration Date	Calibration Due Date
EMI Test Receiver	R&S	ESR	102052	9kHz ~ 3.6GHz	19/Apr/2021	18/Apr/2022
LISN	R&S	ENV216	101295	9kHz ~ 30MHz	11/Nov/2020	10/Nov/2021
RF Cable 5m	TITAN	TITAN	CO04-cable-01	0.1MHz~200MHz	03/Mar/2021	02/Mar/2022
Impuls Begrenzer Pulse Limiter	SCHWARZBECK	VTSD 9561-F	9561-F041	9kHz ~ 30MHz	21/Sep/2020	20/Sep/2021
LISN (Support Unit)	SCHWARZBECK MESS-ELEKTRO NIK	NSLK 8127	8127477	9kHz ~ 30MHz	25/Feb/2021	24/Feb/2022

Instrument for Conducted Test

Instrument	Manufacturer /Brand	Model No.	Serial No.	Spec.	Calibration Date	Calibration Due Date
Signal Analyzer	R&S	FSV 40	101029	10Hz~40GHz	19/Oct/2020	18/Oct/2021
SMB100A Signal Generator	R&S	SMB100A03	181147	100kHz~40GHz	20/Oct/2020	19/Oct/2021
Pulse Sensor	Anritsu	MA2411B	0917017	300MHz~40GHz	23/Feb/2021	22/Feb/2022
Power Meter	Anritsu	ML2495A	0949003	300MHz~40GHz	23/Feb/2021	22/Feb/2022
Pulse Sensor	Anritsu	MA2411B	1027452	300MHz~40GHz	18/Mar/2020	17/Mar/2021
Power Meter	Anritsu	ML2495A	1124009	300MHz~40GHz	18/Mar/2020	17/Mar/2021

Instrument for Radiated Test (below 1GHz)

Instrument	Manufacturer /Brand	Model No.	Serial No.	Spec.	Calibration Date	Calibration Due Date
3m Semi Anechoic Chamber	TDK	SAC-3M	03CH09-HY	30MHz~1GHz 3m	26/Mar/2021	25/Mar/2022
EXA Signal Analyzer	KEYSIGHT	N9010A	MY54200885	10Hz~44GHz	11/Aug/2020	10/Aug/2021
Amplifier	EMC	EMC9135	980232	9kHz~1GHz	12/Apr/2021	11/Apr/2022
Bilog Antenna & 5dB Attenuator	TESEQ & MTJ	CBL6111D&MT J6102-05	35418 & 3	30MHz~1GHz	06/Sep/2020	05/Sep/2021
RF Cable-low	Jye Bao	RG142	CB031+324530/4	9kHz~30MHz	03/Sep/2020	02/Sep/2021
RF Cable-low	Jye Bao	RG142	CB031+324530/4	30MHz~1GHz	09/Feb/2021	08/Feb/2022
Loop Antenna	TESEQ	HLA 6120	31244	9kHz~30MHz	16/Mar/2021	15/Mar/2022
EMI Test Receiver	R&S	ESR3	102051	9kHz~3.6GHz	21/May/2021	20/May/2022

**Instrument for Radiated Test (above 1GHz)**

Instrument	Manufacturer /Brand	Model No.	Serial No.	Spec.	Calibration Date	Calibration Due Date
3m Semi Anechoic Chamber	TDK	SAC-3M	03CH09-HY	1GHz~18GHz 3m	19/Mar/2020	18/Mar/2021
3m Semi Anechoic Chamber	TDK	SAC-3M	03CH09-HY	1GHz~18GHz 3m	18/Mar/2021	17/Mar/2022
EXA Signal Analyzer	KEYSIGHT	N9010A	MY54200885	10Hz~44GHz	11/Aug/2020	10/Aug/2021
Microwave Preampfier	Agilent	8449B	3008A02096	1GHz~26.5GHz	24/Jul/2020	23/Jul/2021
Double Ridged Guide Horn Antenna	SCHWARZBECK	BBHA 9120 D	BBHA9120 D 1534	1GHz~18GHz	28/May/2020	27/May/2021
Double Ridged Guide Horn Antenna	SCHWARZBECK	BBHA 9120 D	BBHA9120 D 1534	1GHz~18GHz	18/May/2021	17/May/2022
RF CABLE 5m+3m+1m	HUBER+SUHNER	SUCOFLEX104	SN MY25918/4+ SN MY39478/4 + SN 324530/4	1GHz~40GHz	15/Aug/2020	14/Aug/2021
Broadband Horn Antenna	SCHWARZBECK	BBHA 9170	BBHA 9170221	18GHz~40GHz	13/Mar/2020	12/Mar/2021
EMI Test Receiver	R&S	ESR3	102051	9kHz~3.6GHz	29/May/2020	28/May/2021



Conducted Emissions at Powerline_Non-Beamforming_WiFi A Appendix A.1

Summary

Mode	Result	Type	Freq (Hz)	Level (dBuV)	Limit (dBuV)	Margin (dB)	Condition
Mode 1	Pass	AV	525.384k	40.44	46.00	-5.56	Line

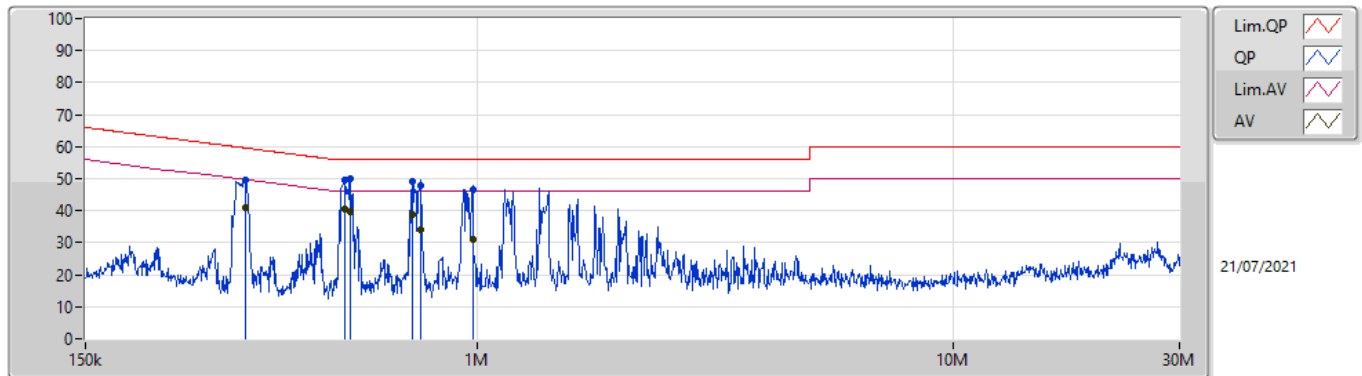


Conducted Emissions at Powerline_Non-Beamforming_WiFi A Appendix A.1

Result

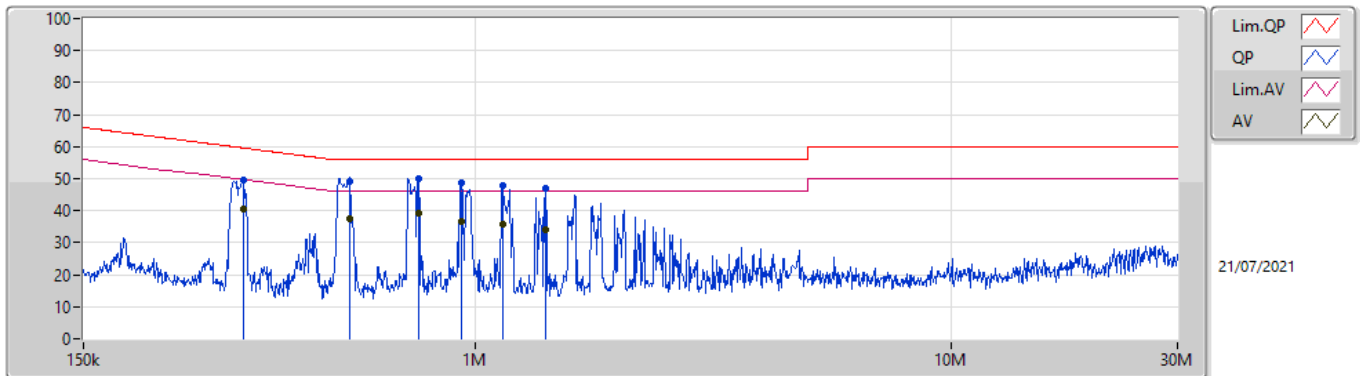
Mode	Result	Type	Freq (Hz)	Level (dBuV)	Limit (dBuV)	Margin (dB)	Condition	Comments
Mode 1	Pass	QP	325.41k	49.55	59.58	-10.03	Line	-
Mode 1	Pass	AV	325.41k	40.89	49.58	-8.69	Line	-
Mode 1	Pass	QP	525.384k	49.46	56.00	-6.54	Line	-
Mode 1	Pass	AV	525.384k	40.44	46.00	-5.56	Line	-
Mode 1	Pass	QP	542.434k	50.06	56.00	-5.94	Line	-
Mode 1	Pass	AV	542.434k	39.46	46.00	-6.54	Line	-
Mode 1	Pass	QP	731.771k	49.27	56.00	-6.73	Line	-
Mode 1	Pass	AV	731.771k	38.74	46.00	-7.26	Line	-
Mode 1	Pass	QP	761.574k	48.03	56.00	-7.97	Line	-
Mode 1	Pass	AV	761.574k	33.98	46.00	-12.02	Line	-
Mode 1	Pass	QP	979.346k	46.74	56.00	-9.26	Line	-
Mode 1	Pass	AV	979.346k	31.00	46.00	-15.00	Line	-
Mode 1	Pass	QP	325.41k	49.51	59.58	-10.07	Neutral	-
Mode 1	Pass	AV	325.41k	40.70	49.58	-8.88	Neutral	-
Mode 1	Pass	QP	544.604k	49.14	56.00	-6.86	Neutral	-
Mode 1	Pass	AV	544.604k	37.55	46.00	-8.45	Neutral	-
Mode 1	Pass	QP	758.54k	49.95	56.00	-6.05	Neutral	-
Mode 1	Pass	AV	758.54k	39.28	46.00	-6.72	Neutral	-
Mode 1	Pass	QP	933.537k	48.59	56.00	-7.41	Neutral	-
Mode 1	Pass	AV	933.537k	36.69	46.00	-9.31	Neutral	-
Mode 1	Pass	QP	1.144M	47.95	56.00	-8.05	Neutral	-
Mode 1	Pass	AV	1.144M	35.79	46.00	-10.21	Neutral	-
Mode 1	Pass	QP	1.408M	47.04	56.00	-8.96	Neutral	-
Mode 1	Pass	AV	1.408M	33.84	46.00	-12.16	Neutral	-

Conducted Emissions at Powerline_Mode 1



Type	Freq (Hz)	Level (dBuV)	Limit (dBuV)	Margin (dB)	Factor (dB)	Condition	Comment	Raw (dBuV)	LISN (dB)	CL (dB)	AT (dB)			
QP	325.41k	49.55	59.58	-10.03	19.62	Line	-	29.93	9.67	0.05	9.90			
AV	325.41k	40.89	49.58	-8.69	19.62	Line	-	21.27	9.67	0.05	9.90			
QP	525.384k	49.46	56.00	-6.54	19.61	Line	-	29.85	9.67	0.07	9.87			
AV	525.384k	40.44	46.00	-5.56	19.61	Line	-	20.83	9.67	0.07	9.87			
QP	542.434k	50.06	56.00	-5.94	19.61	Line	-	30.45	9.67	0.07	9.87			
AV	542.434k	39.46	46.00	-6.54	19.61	Line	-	19.85	9.67	0.07	9.87			
QP	731.771k	49.27	56.00	-6.73	19.57	Line	-	29.70	9.67	0.07	9.83			
AV	731.771k	38.74	46.00	-7.26	19.57	Line	-	19.17	9.67	0.07	9.83			
QP	761.574k	48.03	56.00	-7.97	19.57	Line	-	28.46	9.67	0.07	9.83			
AV	761.574k	33.98	46.00	-12.02	19.57	Line	-	14.41	9.67	0.07	9.83			
QP	979.346k	46.74	56.00	-9.26	19.55	Line	-	27.19	9.67	0.08	9.80			
AV	979.346k	31.00	46.00	-15.00	19.55	Line	-	11.45	9.67	0.08	9.80			

Conducted Emissions at Powerline_Mode 1



Type	Freq (Hz)	Level (dBuV)	Limit (dBuV)	Margin (dB)	Factor (dB)	Condition	Comment	Raw (dBuV)	LISN (dB)	CL (dB)	AT (dB)			
QP	325.41k	49.51	59.58	-10.07	19.62	Neutral	-	29.89	9.67	0.05	9.90			
AV	325.41k	40.70	49.58	-8.88	19.62	Neutral	-	21.08	9.67	0.05	9.90			
QP	544.604k	49.14	56.00	-6.86	19.61	Neutral	-	29.53	9.67	0.07	9.87			
AV	544.604k	37.55	46.00	-8.45	19.61	Neutral	-	17.94	9.67	0.07	9.87			
QP	758.54k	49.95	56.00	-6.05	19.57	Neutral	-	30.38	9.67	0.07	9.83			
AV	758.54k	39.28	46.00	-6.72	19.57	Neutral	-	19.71	9.67	0.07	9.83			
QP	933.537k	48.59	56.00	-7.41	19.56	Neutral	-	29.03	9.67	0.08	9.81			
AV	933.537k	36.69	46.00	-9.31	19.56	Neutral	-	17.13	9.67	0.08	9.81			
QP	1.144M	47.95	56.00	-8.05	19.55	Neutral	-	28.40	9.67	0.08	9.80			
AV	1.144M	35.79	46.00	-10.21	19.55	Neutral	-	16.24	9.67	0.08	9.80			
QP	1.408M	47.04	56.00	-8.96	19.56	Neutral	-	27.48	9.67	0.09	9.80			
AV	1.408M	33.84	46.00	-12.16	19.56	Neutral	-	14.28	9.67	0.09	9.80			



Conducted Emissions at Powerline_Non-Beamforming_WiFi B Appendix A.2

Summary

Mode	Result	Type	Freq (Hz)	Level (dBuV)	Limit (dBuV)	Margin (dB)	Condition
Mode 1	Pass	AV	523.291k	41.76	46.00	-4.24	Line



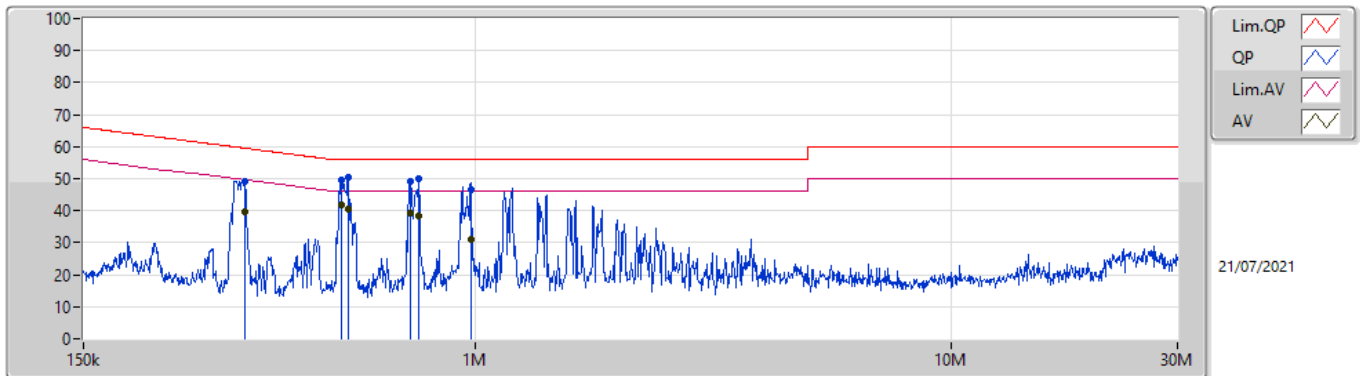
Conducted Emissions at Powerline_Non-Beamforming_WiFi B Appendix A.2

Result

Mode	Result	Type	Freq (Hz)	Level (dBuV)	Limit (dBuV)	Margin (dB)	Condition	Comments
Mode 1	Pass	QP	326.712k	49.10	59.54	-10.44	Line	-
Mode 1	Pass	AV	326.712k	39.83	49.54	-9.71	Line	-
Mode 1	Pass	QP	523.291k	49.73	56.00	-6.27	Line	-
Mode 1	Pass	AV	523.291k	41.76	46.00	-4.24	Line	-
Mode 1	Pass	QP	542.434k	50.29	56.00	-5.71	Line	-
Mode 1	Pass	AV	542.434k	40.32	46.00	-5.68	Line	-
Mode 1	Pass	QP	728.856k	49.34	56.00	-6.66	Line	-
Mode 1	Pass	AV	728.856k	39.19	46.00	-6.81	Line	-
Mode 1	Pass	QP	758.54k	49.97	56.00	-6.03	Line	-
Mode 1	Pass	AV	758.54k	38.47	46.00	-7.53	Line	-
Mode 1	Pass	QP	979.346k	46.35	56.00	-9.65	Line	-
Mode 1	Pass	AV	979.346k	31.13	46.00	-14.87	Line	-
Mode 1	Pass	QP	322.823k	49.33	59.63	-10.30	Neutral	-
Mode 1	Pass	AV	322.823k	43.64	49.63	-5.99	Neutral	-
Mode 1	Pass	QP	517.062k	49.18	56.00	-6.82	Neutral	-
Mode 1	Pass	AV	517.062k	38.33	46.00	-7.67	Neutral	-
Mode 1	Pass	QP	542.434k	50.37	56.00	-5.63	Neutral	-
Mode 1	Pass	AV	542.434k	40.99	46.00	-5.01	Neutral	-
Mode 1	Pass	QP	725.952k	47.86	56.00	-8.14	Neutral	-
Mode 1	Pass	AV	725.952k	34.44	46.00	-11.56	Neutral	-
Mode 1	Pass	QP	755.518k	49.74	56.00	-6.26	Neutral	-
Mode 1	Pass	AV	755.518k	39.23	46.00	-6.77	Neutral	-
Mode 1	Pass	QP	937.272k	48.86	56.00	-7.14	Neutral	-
Mode 1	Pass	AV	937.272k	36.97	46.00	-9.03	Neutral	-

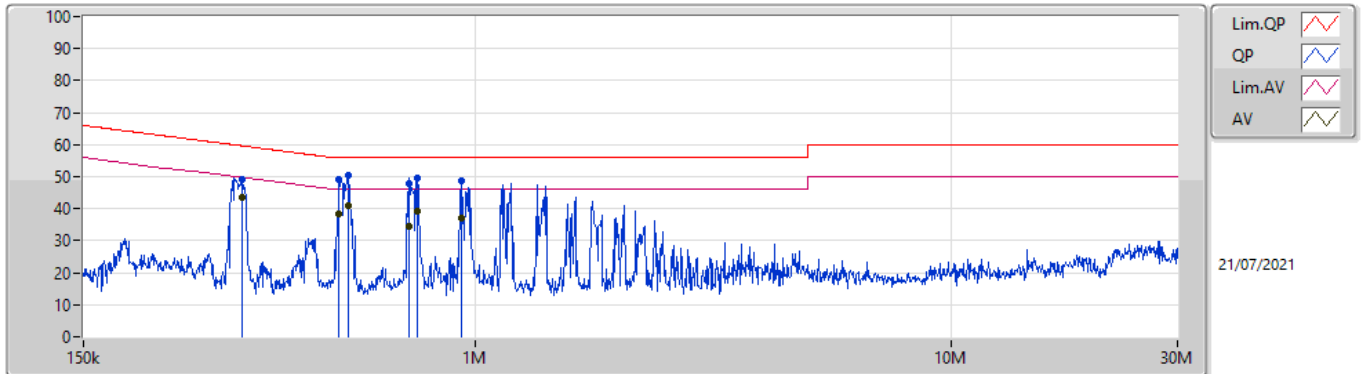


Conducted Emissions at Powerline_Mode 1



Type	Freq (Hz)	Level (dBuV)	Limit (dBuV)	Margin (dB)	Factor (dB)	Condition	Comment	Raw (dBuV)	LISN (dB)	CL (dB)	AT (dB)			
QP	326.712k	49.10	59.54	-10.44	19.62	Line	-	29.48	9.67	0.05	9.90			
AV	326.712k	39.83	49.54	-9.71	19.62	Line	-	20.21	9.67	0.05	9.90			
QP	523.291k	49.73	56.00	-6.27	19.61	Line	-	30.12	9.67	0.07	9.87			
AV	523.291k	41.76	46.00	-4.24	19.61	Line	-	22.15	9.67	0.07	9.87			
QP	542.434k	50.29	56.00	-5.71	19.61	Line	-	30.68	9.67	0.07	9.87			
AV	542.434k	40.32	46.00	-5.68	19.61	Line	-	20.71	9.67	0.07	9.87			
QP	728.856k	49.34	56.00	-6.66	19.57	Line	-	29.77	9.67	0.07	9.83			
AV	728.856k	39.19	46.00	-6.81	19.57	Line	-	19.62	9.67	0.07	9.83			
QP	758.54k	49.97	56.00	-6.03	19.57	Line	-	30.40	9.67	0.07	9.83			
AV	758.54k	38.47	46.00	-7.53	19.57	Line	-	18.90	9.67	0.07	9.83			
QP	979.346k	46.35	56.00	-9.65	19.55	Line	-	26.80	9.67	0.08	9.80			
AV	979.346k	31.13	46.00	-14.87	19.55	Line	-	11.58	9.67	0.08	9.80			

Conducted Emissions at Powerline_Mode 1



Type	Freq (Hz)	Level (dBuV)	Limit (dBuV)	Margin (dB)	Factor (dB)	Condition	Comment	Raw (dBuV)	LISN (dB)	CL (dB)	AT (dB)			
QP	322.823k	49.33	59.63	-10.30	19.62	Neutral	-	29.71	9.67	0.05	9.90			
AV	322.823k	43.64	49.63	-5.99	19.62	Neutral	-	24.02	9.67	0.05	9.90			
QP	517.062k	49.18	56.00	-6.82	19.61	Neutral	-	29.57	9.67	0.07	9.87			
AV	517.062k	38.33	46.00	-7.67	19.61	Neutral	-	18.72	9.67	0.07	9.87			
QP	542.434k	50.37	56.00	-5.63	19.61	Neutral	-	30.76	9.67	0.07	9.87			
AV	542.434k	40.99	46.00	-5.01	19.61	Neutral	-	21.38	9.67	0.07	9.87			
QP	725.952k	47.86	56.00	-8.14	19.57	Neutral	-	28.29	9.67	0.07	9.83			
AV	725.952k	34.44	46.00	-11.56	19.57	Neutral	-	14.87	9.67	0.07	9.83			
QP	755.518k	49.74	56.00	-6.26	19.57	Neutral	-	30.17	9.67	0.07	9.83			
AV	755.518k	39.23	46.00	-6.77	19.57	Neutral	-	19.66	9.67	0.07	9.83			
QP	937.272k	48.86	56.00	-7.14	19.56	Neutral	-	29.30	9.67	0.08	9.81			
AV	937.272k	36.97	46.00	-9.03	19.56	Neutral	-	17.41	9.67	0.08	9.81			



Summary

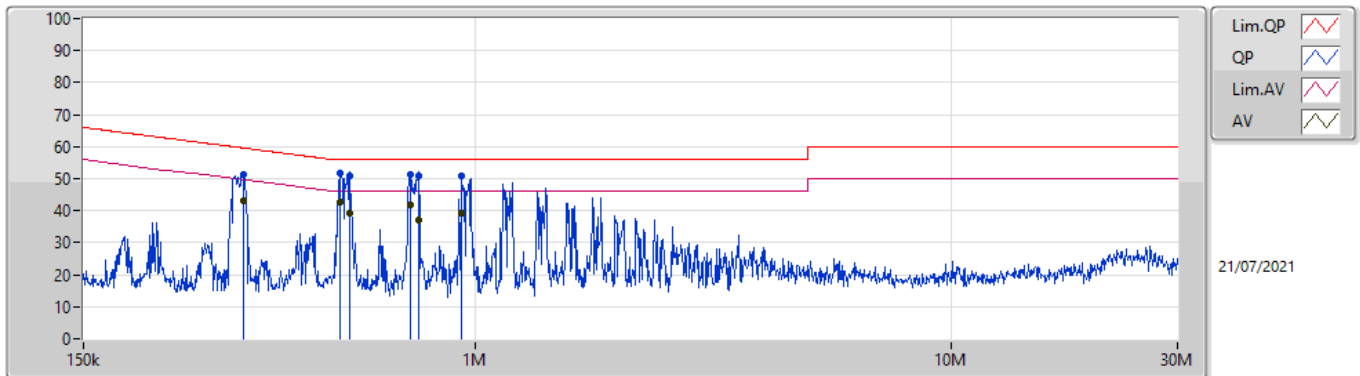
Mode	Result	Type	Freq (Hz)	Level (dBuV)	Limit (dBuV)	Margin (dB)	Condition
Mode 1	Pass	AV	517.062k	42.83	46.00	-3.17	Neutral



Result

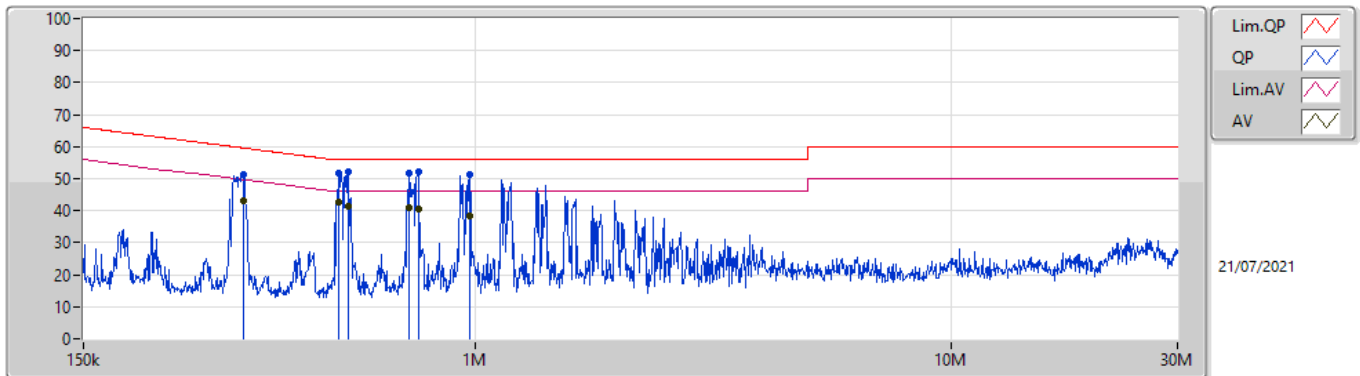
Mode	Result	Type	Freq (Hz)	Level (dBuV)	Limit (dBuV)	Margin (dB)	Condition	Comments
Mode 1	Pass	QP	325.41k	51.45	59.58	-8.13	Line	-
Mode 1	Pass	AV	325.41k	43.00	49.58	-6.58	Line	-
Mode 1	Pass	QP	519.13k	51.88	56.00	-4.12	Line	-
Mode 1	Pass	AV	519.13k	42.80	46.00	-3.20	Line	-
Mode 1	Pass	QP	544.604k	51.01	56.00	-4.99	Line	-
Mode 1	Pass	AV	544.604k	39.37	46.00	-6.63	Line	-
Mode 1	Pass	QP	728.856k	51.43	56.00	-4.57	Line	-
Mode 1	Pass	AV	728.856k	41.77	46.00	-4.23	Line	-
Mode 1	Pass	QP	761.574k	50.88	56.00	-5.12	Line	-
Mode 1	Pass	AV	761.574k	37.04	46.00	-8.96	Line	-
Mode 1	Pass	QP	933.537k	50.97	56.00	-5.03	Line	-
Mode 1	Pass	AV	933.537k	39.34	46.00	-6.66	Line	-
Mode 1	Pass	QP	325.41k	51.43	59.58	-8.15	Neutral	-
Mode 1	Pass	AV	325.41k	42.89	49.58	-6.69	Neutral	-
Mode 1	Pass	QP	517.062k	51.79	56.00	-4.21	Neutral	-
Mode 1	Pass	AV	517.062k	42.83	46.00	-3.17	Neutral	-
Mode 1	Pass	QP	542.434k	52.18	56.00	-3.82	Neutral	-
Mode 1	Pass	AV	542.434k	41.38	46.00	-4.62	Neutral	-
Mode 1	Pass	QP	725.952k	51.58	56.00	-4.42	Neutral	-
Mode 1	Pass	AV	725.952k	41.15	46.00	-4.85	Neutral	-
Mode 1	Pass	QP	758.54k	51.98	56.00	-4.02	Neutral	-
Mode 1	Pass	AV	758.54k	40.31	46.00	-5.69	Neutral	-
Mode 1	Pass	QP	975.445k	51.17	56.00	-4.83	Neutral	-
Mode 1	Pass	AV	975.445k	38.30	46.00	-7.70	Neutral	-

Conducted Emissions at Powerline_Mode 1



Type	Freq (Hz)	Level (dBuV)	Limit (dBuV)	Margin (dB)	Factor (dB)	Condition	Comment	Raw (dBuV)	LISN (dB)	CL (dB)	AT (dB)			
QP	325.41k	51.45	59.58	-8.13	19.62	Line	-	31.83	9.67	0.05	9.90			
AV	325.41k	43.00	49.58	-6.58	19.62	Line	-	23.38	9.67	0.05	9.90			
QP	519.13k	51.88	56.00	-4.12	19.61	Line	-	32.27	9.67	0.07	9.87			
AV	519.13k	42.80	46.00	-3.20	19.61	Line	-	23.19	9.67	0.07	9.87			
QP	544.604k	51.01	56.00	-4.99	19.61	Line	-	31.40	9.67	0.07	9.87			
AV	544.604k	39.37	46.00	-6.63	19.61	Line	-	19.76	9.67	0.07	9.87			
QP	728.856k	51.43	56.00	-4.57	19.57	Line	-	31.86	9.67	0.07	9.83			
AV	728.856k	41.77	46.00	-4.23	19.57	Line	-	22.20	9.67	0.07	9.83			
QP	761.574k	50.88	56.00	-5.12	19.57	Line	-	31.31	9.67	0.07	9.83			
AV	761.574k	37.04	46.00	-8.96	19.57	Line	-	17.47	9.67	0.07	9.83			
QP	933.537k	50.97	56.00	-5.03	19.56	Line	-	31.41	9.67	0.08	9.81			
AV	933.537k	39.34	46.00	-6.66	19.56	Line	-	19.78	9.67	0.08	9.81			

Conducted Emissions at Powerline_Mode 1



Type	Freq (Hz)	Level (dBuV)	Limit (dBuV)	Margin (dB)	Factor (dB)	Condition	Comment	Raw (dBuV)	LISN (dB)	CL (dB)	AT (dB)			
QP	325.41k	51.43	59.58	-8.15	19.62	Neutral	-	31.81	9.67	0.05	9.90			
AV	325.41k	42.89	49.58	-6.69	19.62	Neutral	-	23.27	9.67	0.05	9.90			
QP	517.062k	51.79	56.00	-4.21	19.61	Neutral	-	32.18	9.67	0.07	9.87			
AV	517.062k	42.83	46.00	-3.17	19.61	Neutral	-	23.22	9.67	0.07	9.87			
QP	542.434k	52.18	56.00	-3.82	19.61	Neutral	-	32.57	9.67	0.07	9.87			
AV	542.434k	41.38	46.00	-4.62	19.61	Neutral	-	21.77	9.67	0.07	9.87			
QP	725.952k	51.58	56.00	-4.42	19.57	Neutral	-	32.01	9.67	0.07	9.83			
AV	725.952k	41.15	46.00	-4.85	19.57	Neutral	-	21.58	9.67	0.07	9.83			
QP	758.54k	51.98	56.00	-4.02	19.57	Neutral	-	32.41	9.67	0.07	9.83			
AV	758.54k	40.31	46.00	-5.69	19.57	Neutral	-	20.74	9.67	0.07	9.83			
QP	975.445k	51.17	56.00	-4.83	19.55	Neutral	-	31.62	9.67	0.08	9.80			
AV	975.445k	38.30	46.00	-7.70	19.55	Neutral	-	18.75	9.67	0.08	9.80			



Summary

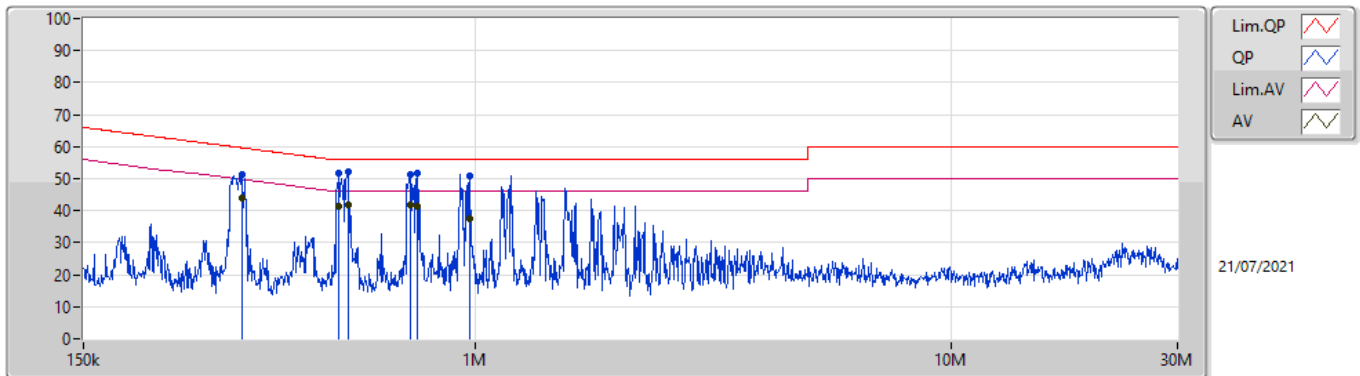
Mode	Result	Type	Freq (Hz)	Level (dBuV)	Limit (dBuV)	Margin (dB)	Condition
Mode 1	Pass	AV	523.291k	42.44	46.00	-3.56	Neutral



Result

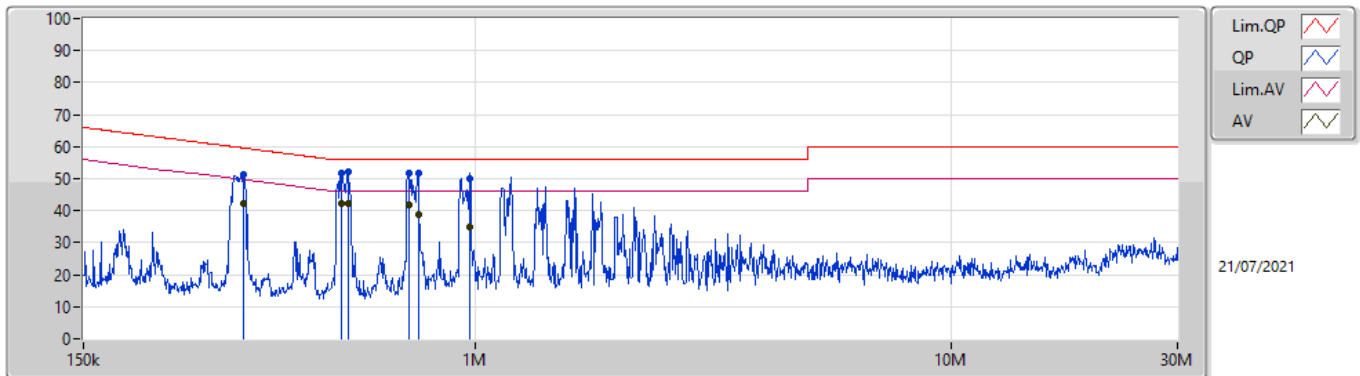
Mode	Result	Type	Freq (Hz)	Level (dBuV)	Limit (dBuV)	Margin (dB)	Condition	Comments
Mode 1	Pass	QP	324.114k	51.47	59.59	-8.12	Line	-
Mode 1	Pass	AV	324.114k	43.82	49.59	-5.77	Line	-
Mode 1	Pass	QP	517.062k	51.71	56.00	-4.29	Line	-
Mode 1	Pass	AV	517.062k	41.55	46.00	-4.45	Line	-
Mode 1	Pass	QP	542.434k	52.24	56.00	-3.76	Line	-
Mode 1	Pass	AV	542.434k	41.78	46.00	-4.22	Line	-
Mode 1	Pass	QP	728.856k	51.47	56.00	-4.53	Line	-
Mode 1	Pass	AV	728.856k	41.77	46.00	-4.23	Line	-
Mode 1	Pass	QP	755.518k	51.88	56.00	-4.12	Line	-
Mode 1	Pass	AV	755.518k	41.36	46.00	-4.64	Line	-
Mode 1	Pass	QP	975.445k	51.01	56.00	-4.99	Line	-
Mode 1	Pass	AV	975.445k	37.40	46.00	-8.60	Line	-
Mode 1	Pass	QP	325.41k	51.35	59.58	-8.23	Neutral	-
Mode 1	Pass	AV	325.41k	42.09	49.58	-7.49	Neutral	-
Mode 1	Pass	QP	523.291k	51.63	56.00	-4.37	Neutral	-
Mode 1	Pass	AV	523.291k	42.44	46.00	-3.56	Neutral	-
Mode 1	Pass	QP	540.273k	52.35	56.00	-3.65	Neutral	-
Mode 1	Pass	AV	540.273k	42.32	46.00	-3.68	Neutral	-
Mode 1	Pass	QP	725.952k	51.53	56.00	-4.47	Neutral	-
Mode 1	Pass	AV	725.952k	41.84	46.00	-4.16	Neutral	-
Mode 1	Pass	QP	758.54k	51.71	56.00	-4.29	Neutral	-
Mode 1	Pass	AV	758.54k	38.91	46.00	-7.09	Neutral	-
Mode 1	Pass	QP	975.445k	50.15	56.00	-5.85	Neutral	-
Mode 1	Pass	AV	975.445k	34.95	46.00	-11.05	Neutral	-

Conducted Emissions at Powerline_Mode 1



Type	Freq (Hz)	Level (dBuV)	Limit (dBuV)	Margin (dB)	Factor (dB)	Condition	Comment	Raw (dBuV)	LISN (dB)	CL (dB)	AT (dB)
QP	324.114k	51.47	59.59	-8.12	19.62	Line	-	31.85	9.67	0.05	9.90
AV	324.114k	43.82	49.59	-5.77	19.62	Line	-	24.20	9.67	0.05	9.90
QP	517.062k	51.71	56.00	-4.29	19.61	Line	-	32.10	9.67	0.07	9.87
AV	517.062k	41.55	46.00	-4.45	19.61	Line	-	21.94	9.67	0.07	9.87
QP	542.434k	52.24	56.00	-3.76	19.61	Line	-	32.63	9.67	0.07	9.87
AV	542.434k	41.78	46.00	-4.22	19.61	Line	-	22.17	9.67	0.07	9.87
QP	728.856k	51.47	56.00	-4.53	19.57	Line	-	31.90	9.67	0.07	9.83
AV	728.856k	41.77	46.00	-4.23	19.57	Line	-	22.20	9.67	0.07	9.83
QP	755.518k	51.88	56.00	-4.12	19.57	Line	-	32.31	9.67	0.07	9.83
AV	755.518k	41.36	46.00	-4.64	19.57	Line	-	21.79	9.67	0.07	9.83
QP	975.445k	51.01	56.00	-4.99	19.55	Line	-	31.46	9.67	0.08	9.80
AV	975.445k	37.40	46.00	-8.60	19.55	Line	-	17.85	9.67	0.08	9.80

Conducted Emissions at Powerline_Mode 1



Type	Freq (Hz)	Level (dBuV)	Limit (dBuV)	Margin (dB)	Factor (dB)	Condition	Comment	Raw (dBuV)	LISN (dB)	CL (dB)	AT (dB)			
QP	325.41k	51.35	59.58	-8.23	19.62	Neutral	-	31.73	9.67	0.05	9.90			
AV	325.41k	42.09	49.58	-7.49	19.62	Neutral	-	22.47	9.67	0.05	9.90			
QP	523.291k	51.63	56.00	-4.37	19.61	Neutral	-	32.02	9.67	0.07	9.87			
AV	523.291k	42.44	46.00	-3.56	19.61	Neutral	-	22.83	9.67	0.07	9.87			
QP	540.273k	52.35	56.00	-3.65	19.61	Neutral	-	32.74	9.67	0.07	9.87			
AV	540.273k	42.32	46.00	-3.68	19.61	Neutral	-	22.71	9.67	0.07	9.87			
QP	725.952k	51.53	56.00	-4.47	19.57	Neutral	-	31.96	9.67	0.07	9.83			
AV	725.952k	41.84	46.00	-4.16	19.57	Neutral	-	22.27	9.67	0.07	9.83			
QP	758.54k	51.71	56.00	-4.29	19.57	Neutral	-	32.14	9.67	0.07	9.83			
AV	758.54k	38.91	46.00	-7.09	19.57	Neutral	-	19.34	9.67	0.07	9.83			
QP	975.445k	50.15	56.00	-5.85	19.55	Neutral	-	30.60	9.67	0.08	9.80			
AV	975.445k	34.95	46.00	-11.05	19.55	Neutral	-	15.40	9.67	0.08	9.80			



Summary

Mode	Max-N dB (Hz)	Max-OBW (Hz)	ITU-Code	Min-N dB (Hz)	Min-OBW (Hz)
2.4-2.4835GHz	-	-	-	-	-
802.11b_Nss1,(1Mbps)_4TX	10.15M	15.825M	15M8G1D	10.1M	10.7M
802.11g_Nss1,(6Mbps)_4TX	16.35M	19.325M	19M3D1D	16.025M	16.75M
802.11ax HEW20_Nss1,(MCS0)_4TX	17.75M	24.35M	24M3D1D	17.525M	17.825M
802.11ax HEW40_Nss1,(MCS0)_4TX	36.35M	36.8M	36M8D1D	35.05M	36.4M

Max-N dB = Maximum 6dB down bandwidth; Max-OBW = Maximum 99% occupied bandwidth;
Min-N dB = Minimum 6dB down bandwidth; Min-OBW = Minimum 99% occupied bandwidth



Result

Mode	Result	Limit (Hz)	Port 1-N dB (Hz)	Port 1-OBW (Hz)	Port 2-N dB (Hz)	Port 2-OBW (Hz)	Port 3-N dB (Hz)	Port 3-OBW (Hz)	Port 4-N dB (Hz)	Port 4-OBW (Hz)
802.11b_Nss1,(1Mbps)_4TX	-	-	-	-	-	-	-	-	-	-
2412MHz	Pass	500k	10.125M	10.85M	10.125M	10.825M	10.15M	10.875M	10.15M	10.7M
2437MHz	Pass	500k	10.1M	15M	10.1M	14.725M	10.125M	15.825M	10.125M	12.875M
2462MHz	Pass	500k	10.15M	10.825M	10.125M	10.825M	10.125M	10.875M	10.1M	10.7M
802.11g_Nss1,(6Mbps)_4TX	-	-	-	-	-	-	-	-	-	-
2412MHz	Pass	500k	16.35M	16.85M	16.35M	16.825M	16.35M	16.925M	16.35M	16.8M
2437MHz	Pass	500k	16.325M	19.3M	16.275M	18.5M	16.3M	19.325M	16.25M	17.825M
2462MHz	Pass	500k	16.3M	16.8M	16.025M	16.775M	16.3M	16.875M	16.325M	16.75M
802.11ax HEW20_Nss1,(MCS0)_4TX	-	-	-	-	-	-	-	-	-	-
2412MHz	Pass	500k	17.575M	17.9M	17.75M	17.9M	17.6M	18M	17.575M	17.975M
2437MHz	Pass	500k	17.6M	23.225M	17.75M	22.425M	17.575M	24.35M	17.525M	20.75M
2462MHz	Pass	500k	17.575M	17.875M	17.675M	17.925M	17.675M	17.875M	17.55M	17.825M
802.11ax HEW40_Nss1,(MCS0)_4TX	-	-	-	-	-	-	-	-	-	-
2422MHz	Pass	500k	35.9M	36.6M	36M	36.6M	36.3M	36.55M	35.4M	36.45M
2437MHz	Pass	500k	35.55M	36.45M	36.3M	36.4M	35.55M	36.55M	35.05M	36.45M
2452MHz	Pass	500k	36.35M	36.7M	36.3M	36.8M	36.3M	36.7M	36.3M	36.75M

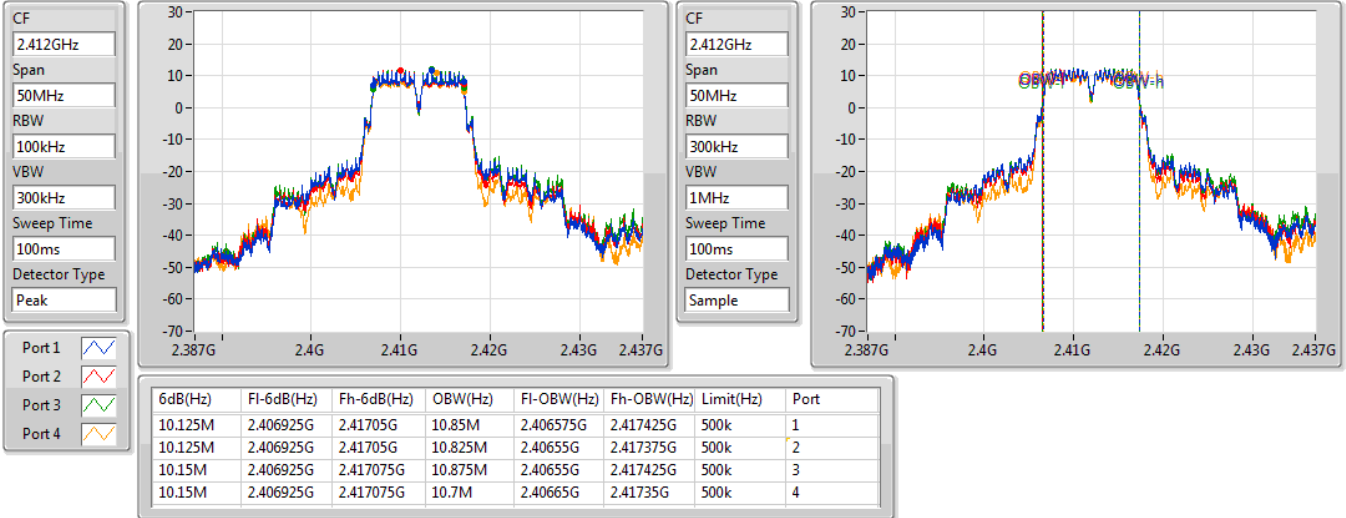
Port X-N dB = Port X 6dB down bandwidth;
 Port X-OBW = Port X 99% occupied bandwidth

802.11b_Nss1,(1Mbps)_4TX

EBW

2412MHz

05/02/2021

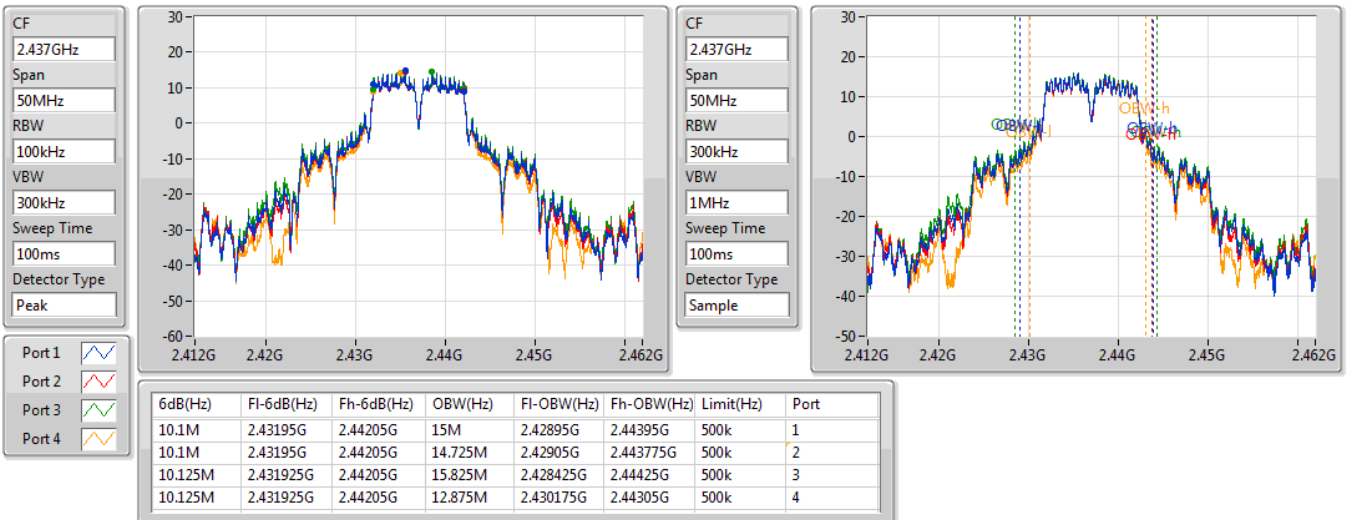


802.11b_Nss1,(1Mbps)_4TX

EBW

2437MHz

05/02/2021

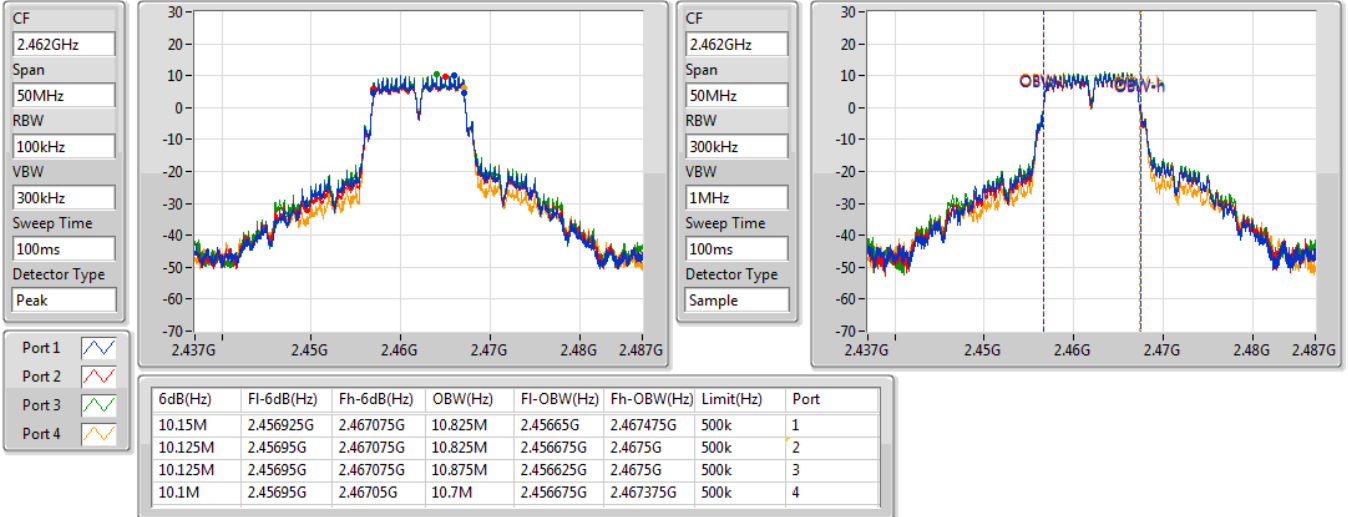


802.11b_Nss1,(1Mbps)_4TX

EBW

2462MHz

05/02/2021

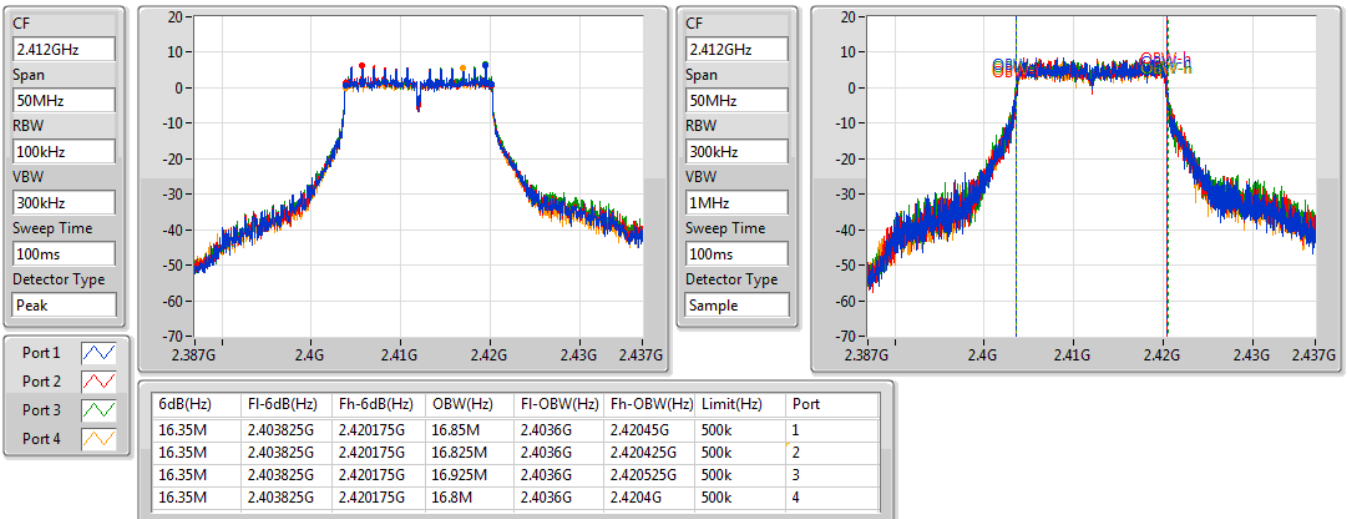


802.11g_Nss1,(6Mbps)_4TX

EBW

2412MHz

05/02/2021

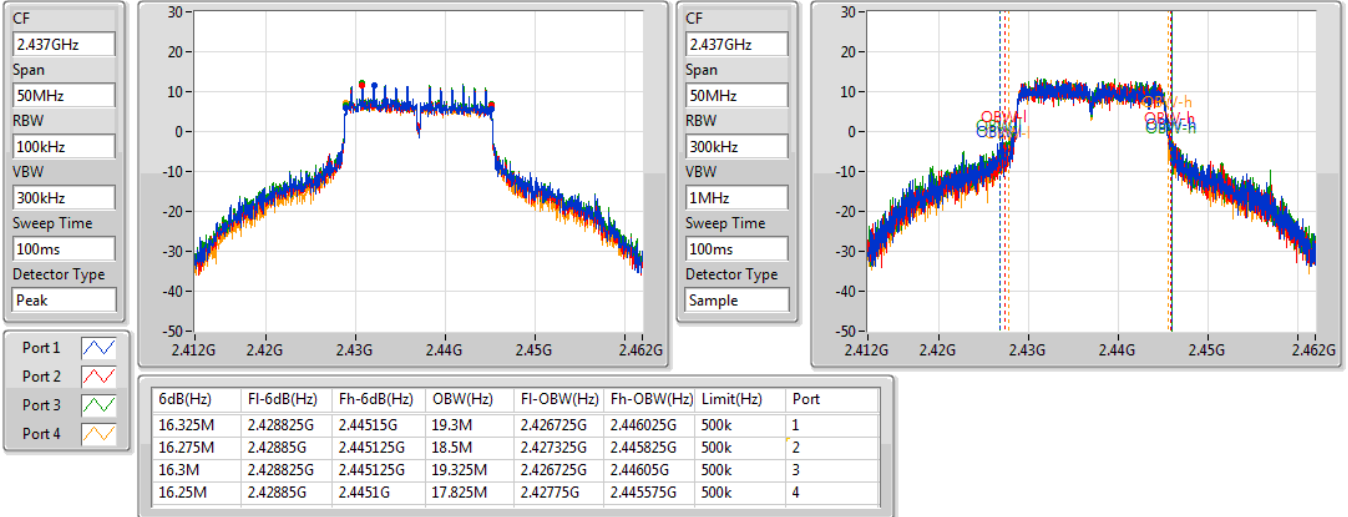


802.11g_Nss1,(6Mbps)_4TX

EBW

2437MHz

05/02/2021

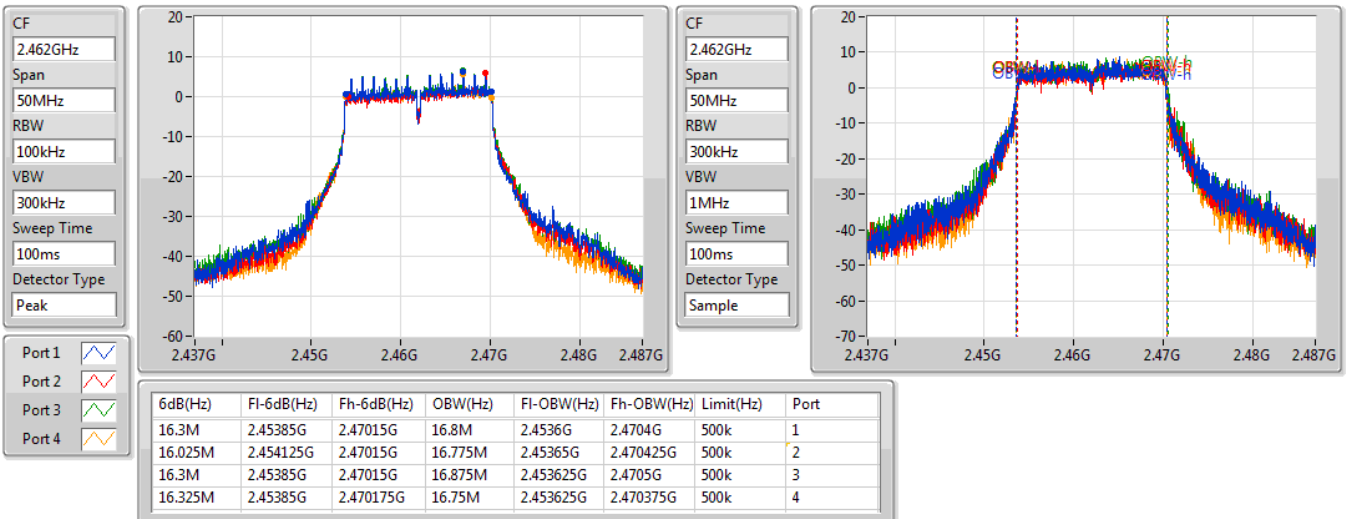


802.11g_Nss1,(6Mbps)_4TX

EBW

2462MHz

05/02/2021

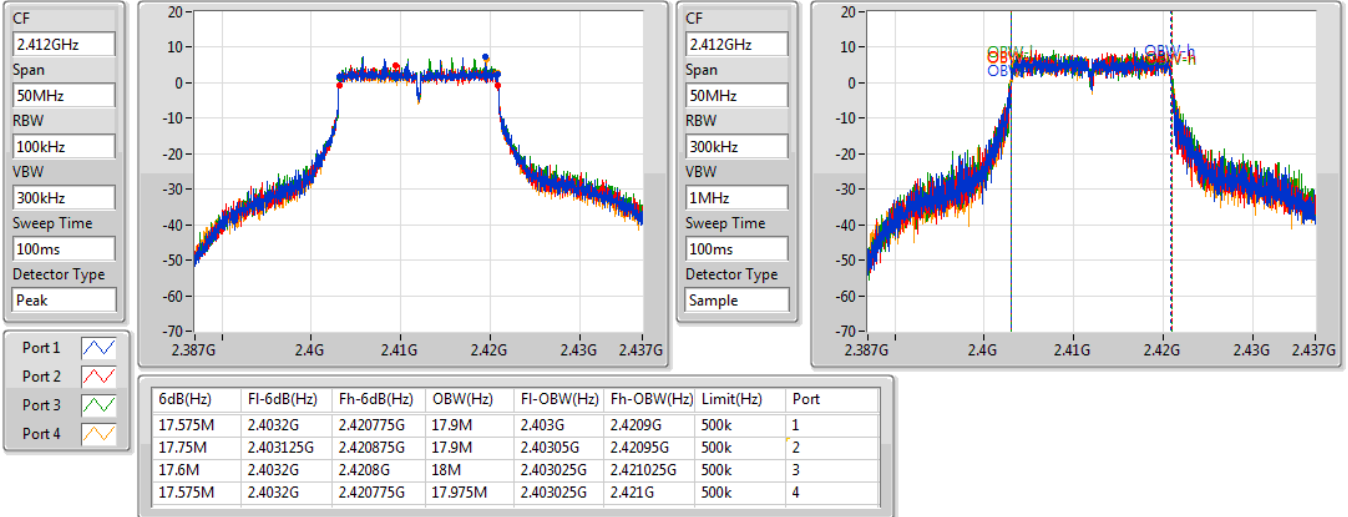


802.11ax HEW20_Nss1,(MCS0)_4TX

EBW

2412MHz

05/02/2021

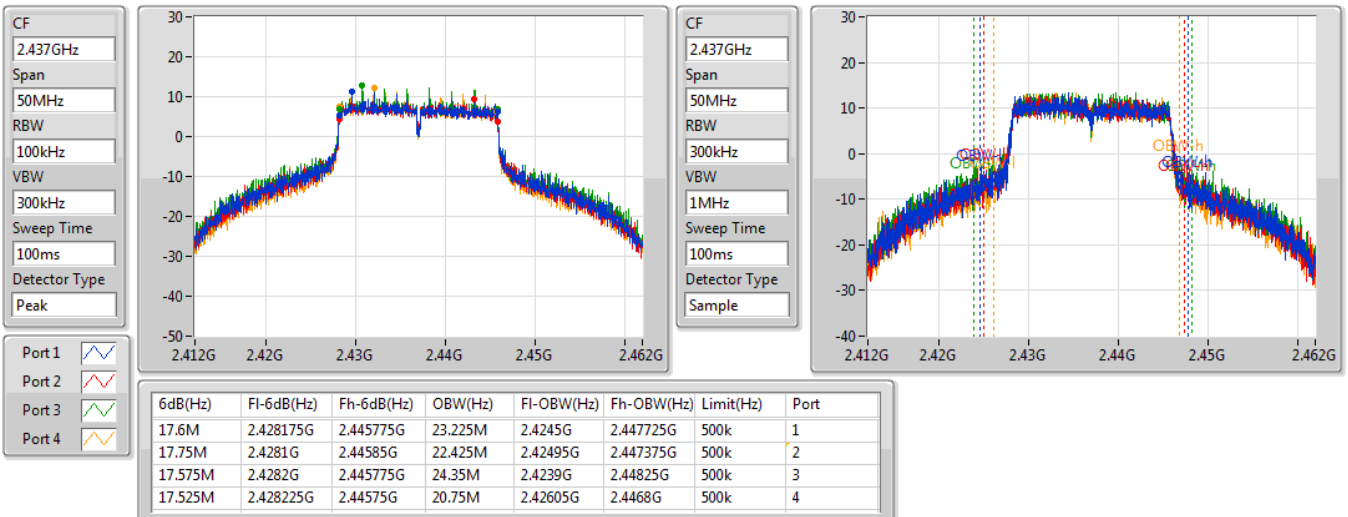


802.11ax HEW20_Nss1,(MCS0)_4TX

EBW

2437MHz

05/02/2021



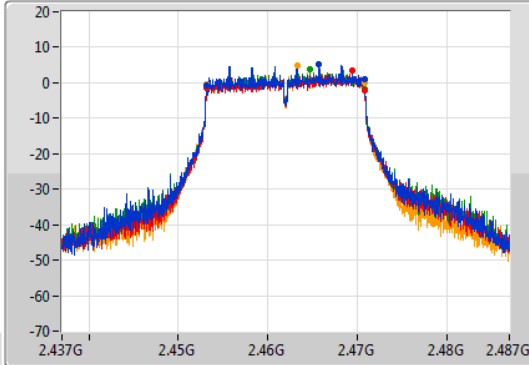
802.11ax HEW20_Nss1,(MCS0)_4TX

EBW

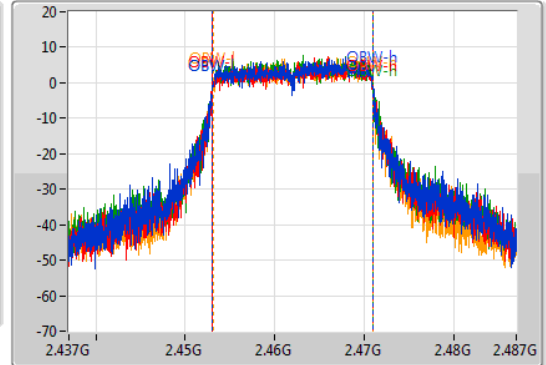
2462MHz

05/02/2021

CF
2.462GHz
Span
50MHz
RBW
100kHz
VBW
300kHz
Sweep Time
100ms
Detector Type
Peak



CF
2.462GHz
Span
50MHz
RBW
300kHz
VBW
1MHz
Sweep Time
100ms
Detector Type
Sample



Port 1
Port 2
Port 3
Port 4

6dB(Hz)	Fl-6dB(Hz)	Fh-6dB(Hz)	OBW(Hz)	Fl-OBW(Hz)	Fh-OBW(Hz)	Limit(Hz)	Port
17.575M	2.4532G	2.470775G	17.875M	2.453075G	2.47095G	500k	1
17.675M	2.4532G	2.470875G	17.925M	2.453075G	2.471G	500k	2
17.675M	2.4532G	2.470875G	17.875M	2.453075G	2.47095G	500k	3
17.55M	2.453225G	2.470775G	17.825M	2.4531G	2.470925G	500k	4

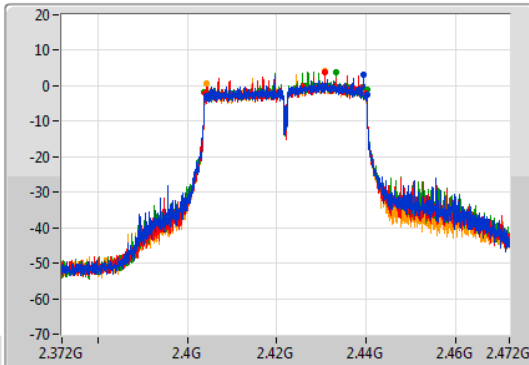
802.11ax HEW40_Nss1,(MCS0)_4TX

EBW

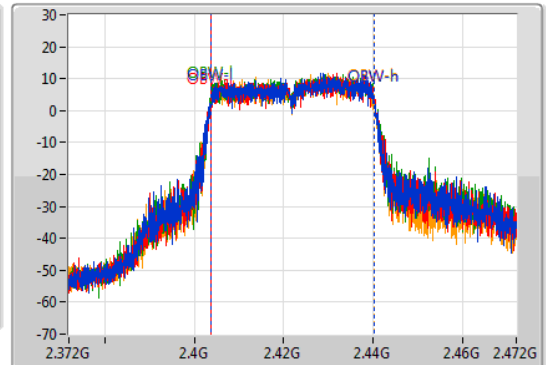
2422MHz

05/02/2021

CF
2.422GHz
Span
100MHz
RBW
100kHz
VBW
300kHz
Sweep Time
100ms
Detector Type
Peak

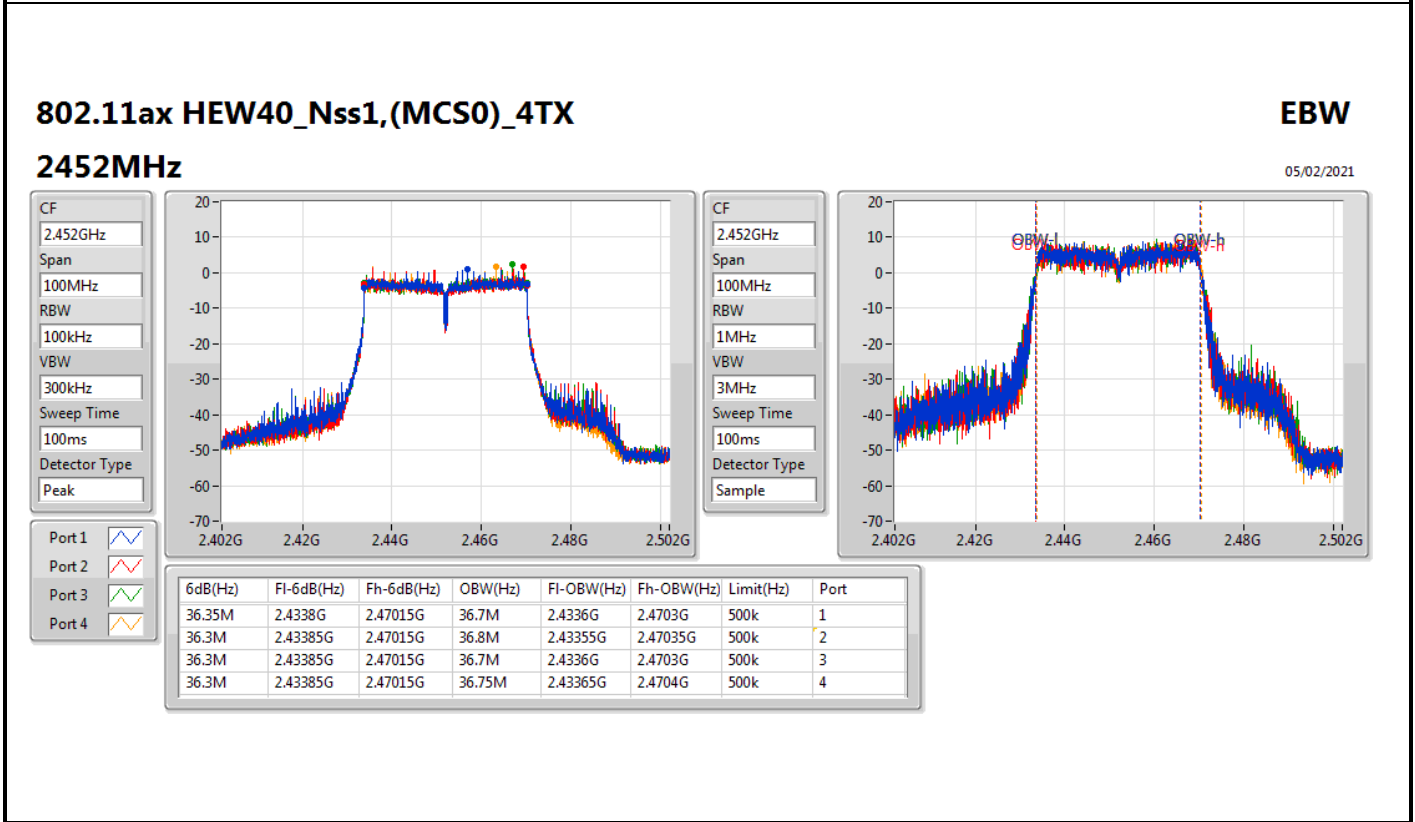
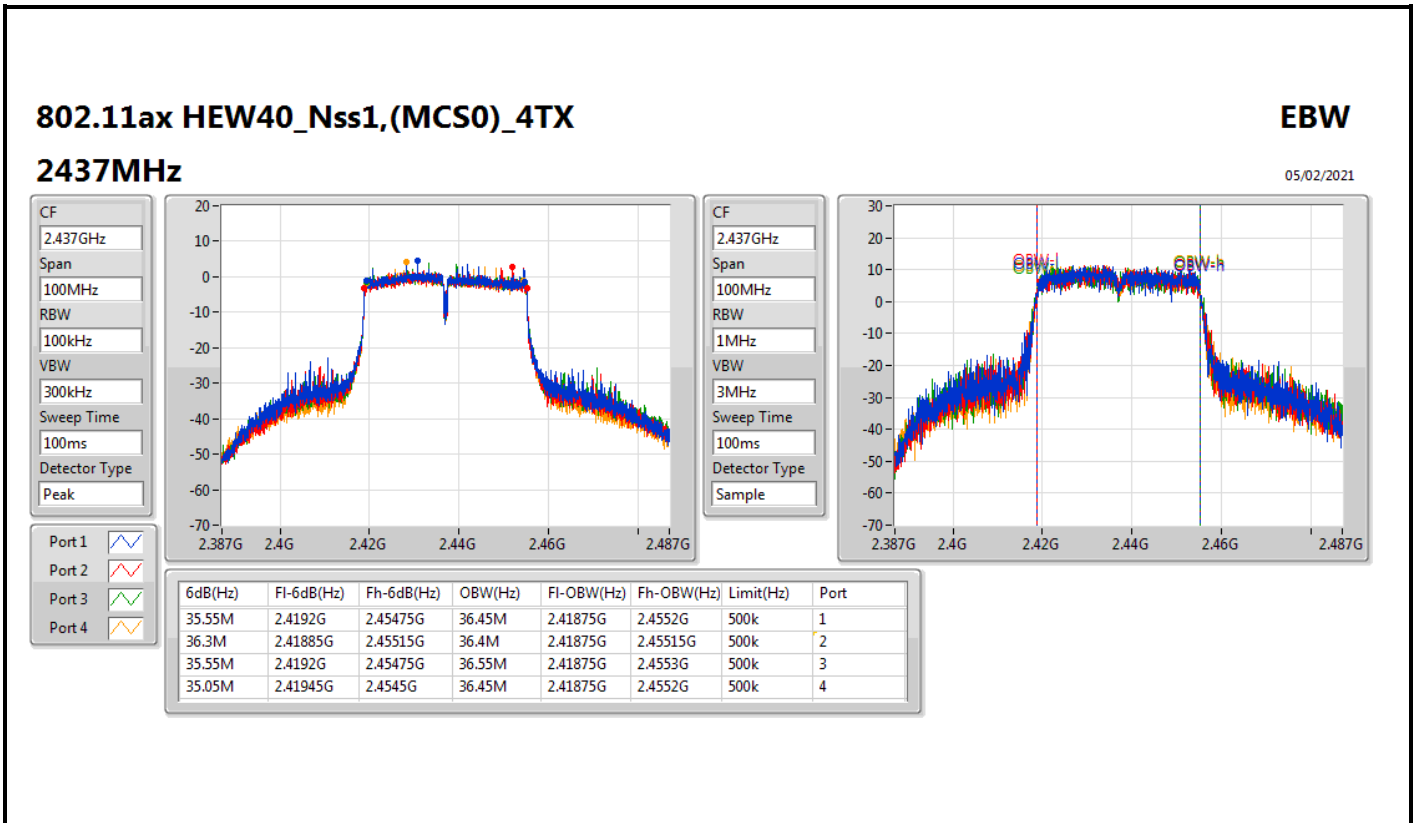


CF
2.422GHz
Span
100MHz
RBW
1MHz
VBW
3MHz
Sweep Time
100ms
Detector Type
Sample



Port 1
Port 2
Port 3
Port 4

6dB(Hz)	Fl-6dB(Hz)	Fh-6dB(Hz)	OBW(Hz)	Fl-OBW(Hz)	Fh-OBW(Hz)	Limit(Hz)	Port
35.9M	2.40425G	2.44015G	36.6M	2.4037G	2.4403G	500k	1
36M	2.4041G	2.4401G	36.6M	2.40375G	2.44035G	500k	2
36.3M	2.40385G	2.44015G	36.55M	2.4037G	2.44025G	500k	3
35.4M	2.40445G	2.43985G	36.45M	2.4038G	2.44025G	500k	4





Summary

Mode	Max-N dB (Hz)	Max-OBW (Hz)	ITU-Code	Min-N dB (Hz)	Min-OBW (Hz)
2.4-2.4835GHz	-	-	-	-	-
802.11b_Nss1,(1Mbps)_4TX	10.2M	15.942M	15M9G1D	10.125M	10.495M
802.11g_Nss1,(6Mbps)_4TX	16.35M	22.039M	22M0D1D	16.3M	16.667M
802.11ax HEW20_Nss1,(MCS0)_4TX	17.6M	21.064M	21M1D1D	17.55M	17.816M
802.11ax HEW40_Nss1,(MCS0)_4TX	36.35M	36.682M	36M7D1D	35.05M	36.332M

Max-N dB = Maximum 6dB down bandwidth; Max-OBW = Maximum 99% occupied bandwidth;
Min-N dB = Minimum 6dB down bandwidth; Min-OBW = Minimum 99% occupied bandwidth



Result

Mode	Result	Limit (Hz)	Port 1-N dB (Hz)	Port 1-OBW (Hz)	Port 2-N dB (Hz)	Port 2-OBW (Hz)	Port 3-N dB (Hz)	Port 3-OBW (Hz)	Port 4-N dB (Hz)	Port 4-OBW (Hz)
802.11b_Nss1,(1Mbps)_4TX	-	-	-	-	-	-	-	-	-	-
2412MHz	Pass	500k	10.2M	10.57M	10.2M	10.67M	10.15M	10.595M	10.15M	10.62M
2437MHz	Pass	500k	10.125M	13.118M	10.125M	15.942M	10.125M	15.217M	10.125M	15.617M
2462MHz	Pass	500k	10.15M	10.495M	10.125M	10.495M	10.15M	10.52M	10.15M	10.52M
802.11g_Nss1,(6Mbps)_4TX	-	-	-	-	-	-	-	-	-	-
2412MHz	Pass	500k	16.35M	16.817M	16.35M	17.016M	16.35M	16.767M	16.35M	16.817M
2437MHz	Pass	500k	16.3M	18.866M	16.325M	22.039M	16.325M	20.515M	16.325M	21.839M
2462MHz	Pass	500k	16.3M	16.667M	16.3M	16.717M	16.3M	16.742M	16.325M	16.742M
802.11ax HEW20_Nss1,(MCS0)_4TX	-	-	-	-	-	-	-	-	-	-
2412MHz	Pass	500k	17.6M	17.991M	17.55M	17.991M	17.6M	18.016M	17.6M	17.991M
2437MHz	Pass	500k	17.575M	18.616M	17.575M	20.365M	17.575M	19.79M	17.55M	21.064M
2462MHz	Pass	500k	17.575M	17.916M	17.575M	17.816M	17.6M	17.966M	17.55M	17.916M
802.11ax HEW40_Nss1,(MCS0)_4TX	-	-	-	-	-	-	-	-	-	-
2422MHz	Pass	500k	36.05M	36.482M	35.9M	36.532M	36M	36.532M	36.3M	36.632M
2437MHz	Pass	500k	35.45M	36.382M	36.3M	36.532M	35.05M	36.332M	36.3M	36.432M
2452MHz	Pass	500k	36.3M	36.632M	36.3M	36.532M	36.3M	36.632M	36.35M	36.682M

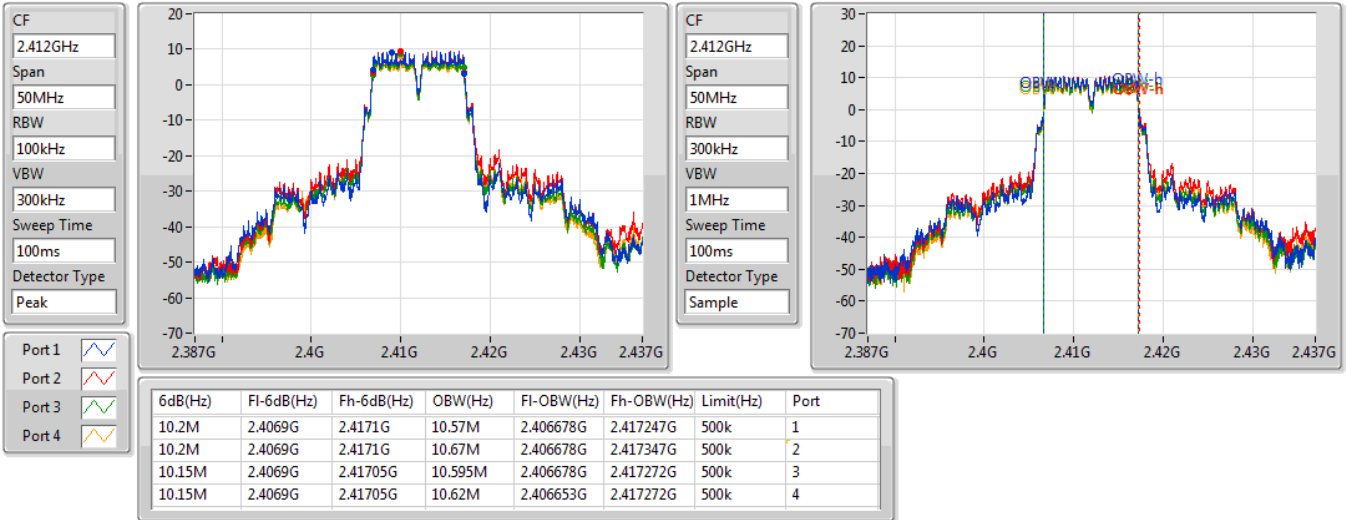
Port X-N dB = Port X 6dB down bandwidth;
 Port X-OBW = Port X 99% occupied bandwidth

802.11b_Nss1,(1Mbps)_4TX

EBW

2412MHz

05/02/2021

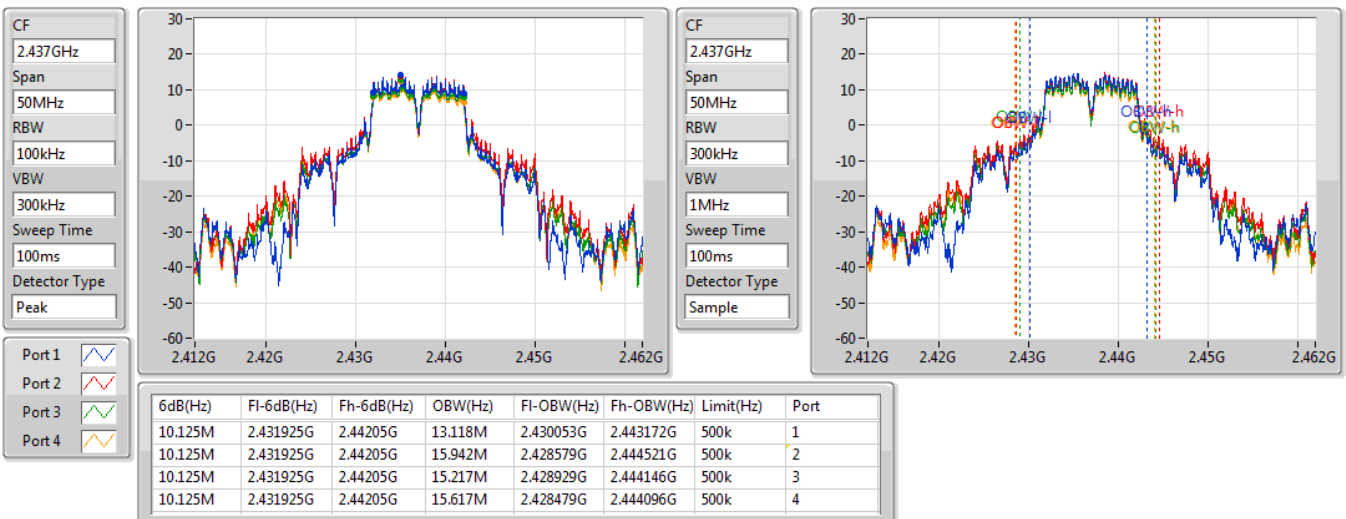


802.11b_Nss1,(1Mbps)_4TX

EBW

2437MHz

05/02/2021

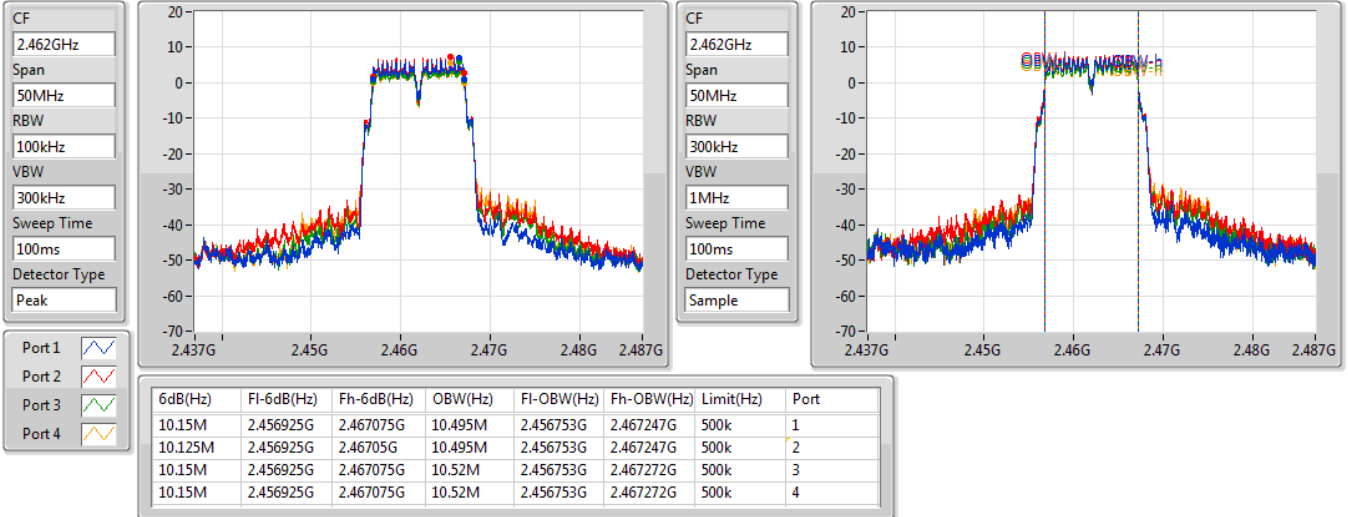


802.11b_Nss1,(1Mbps)_4TX

EBW

2462MHz

05/02/2021

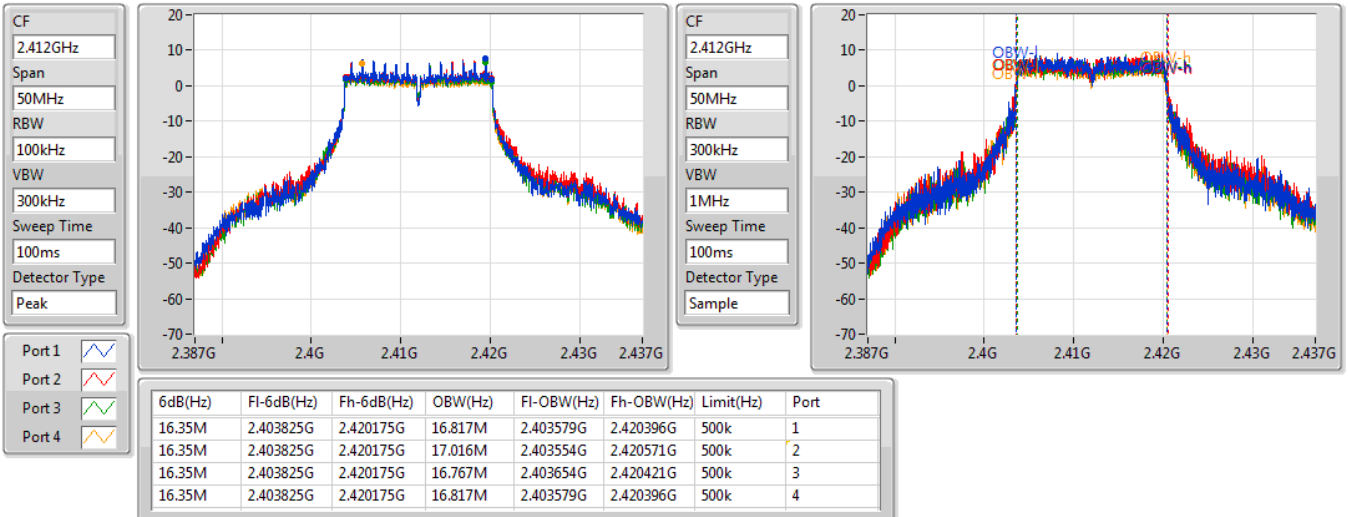


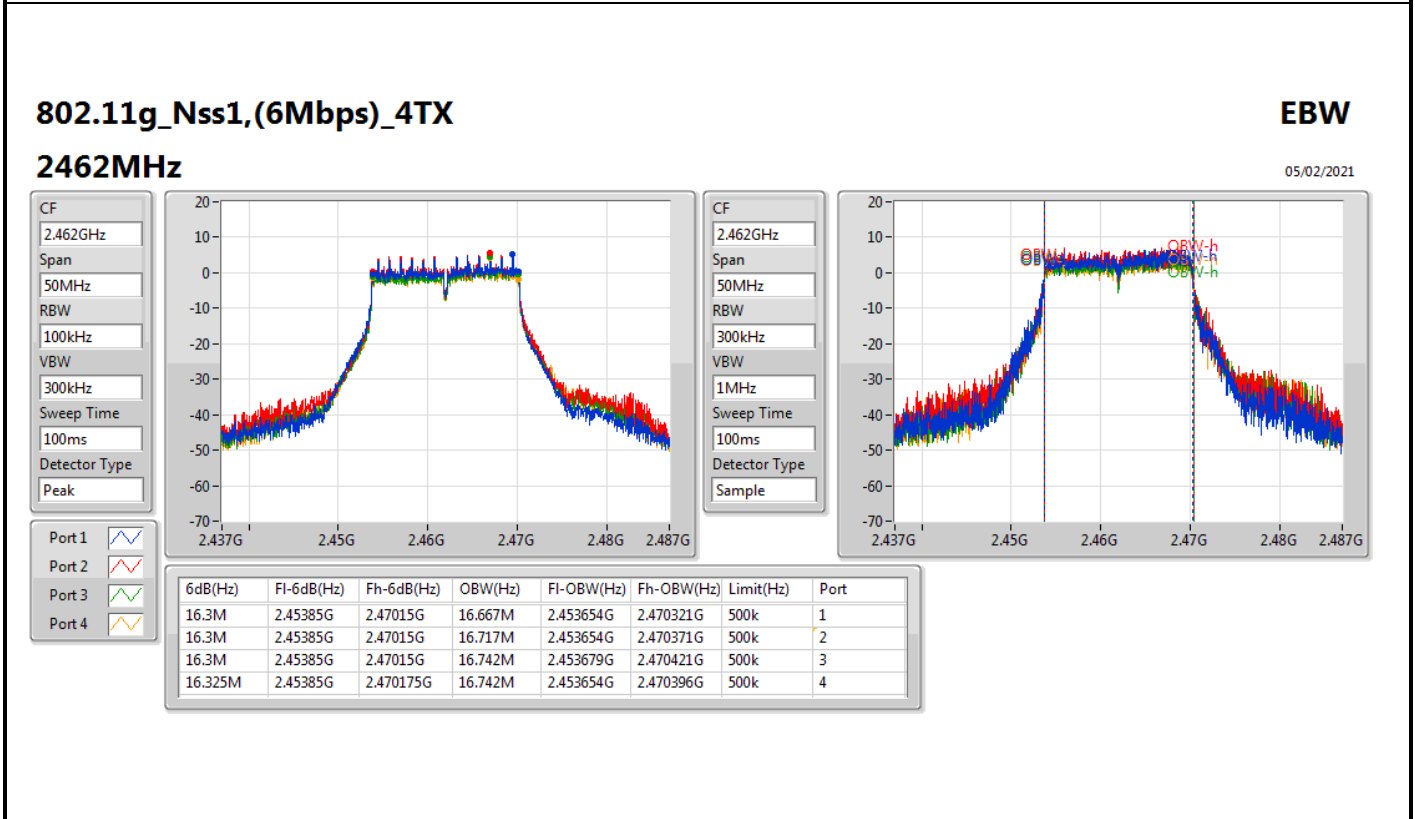
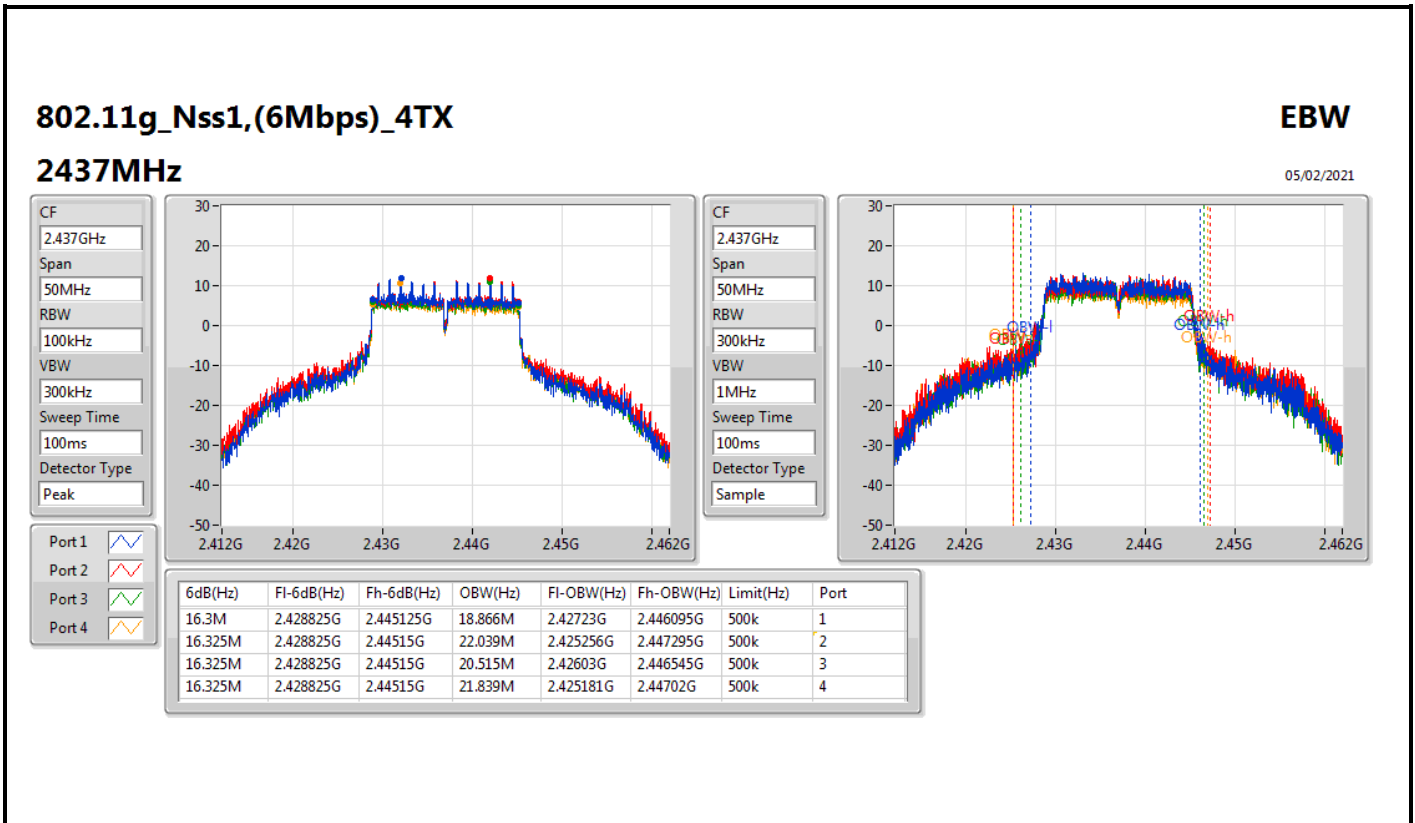
802.11g_Nss1,(6Mbps)_4TX

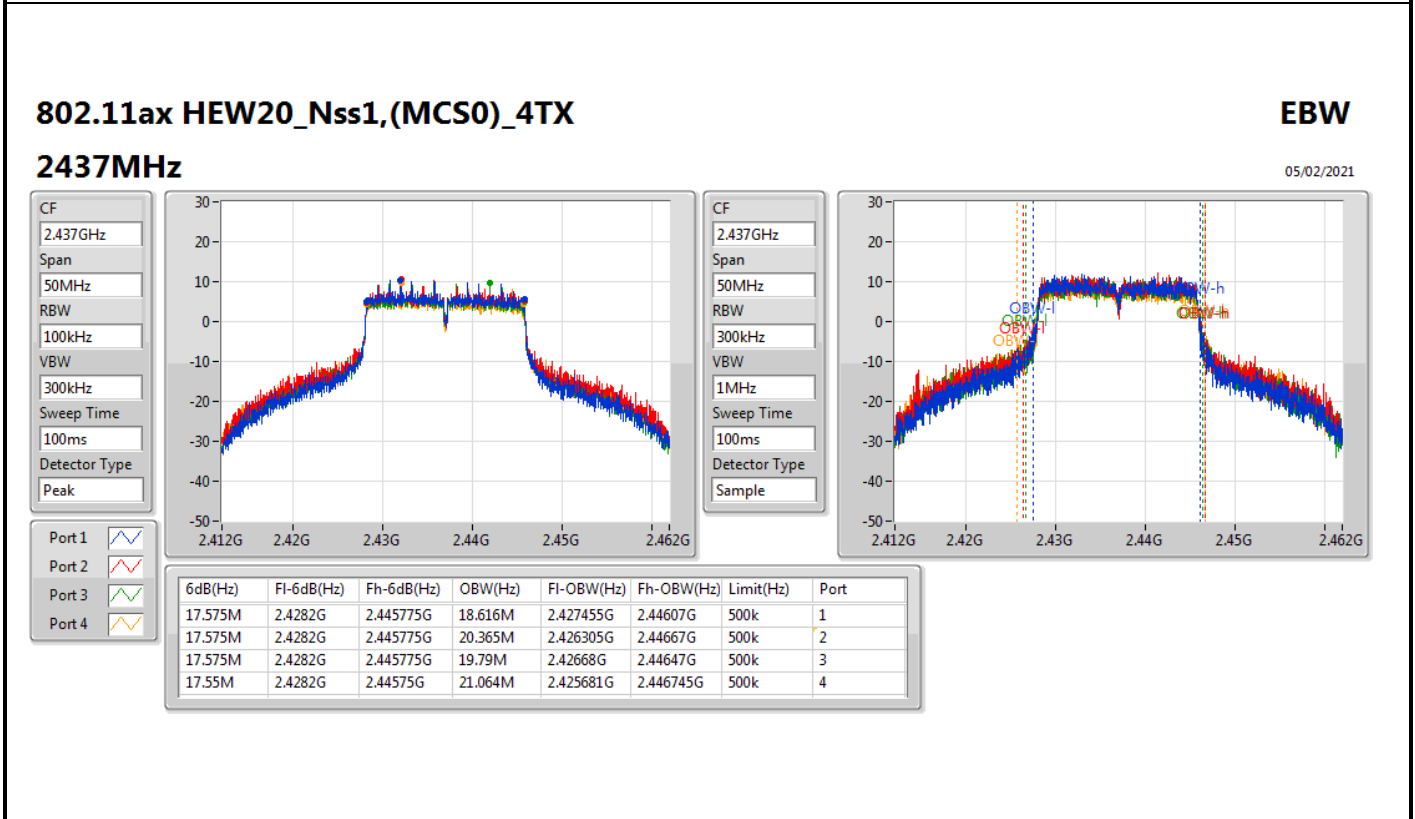
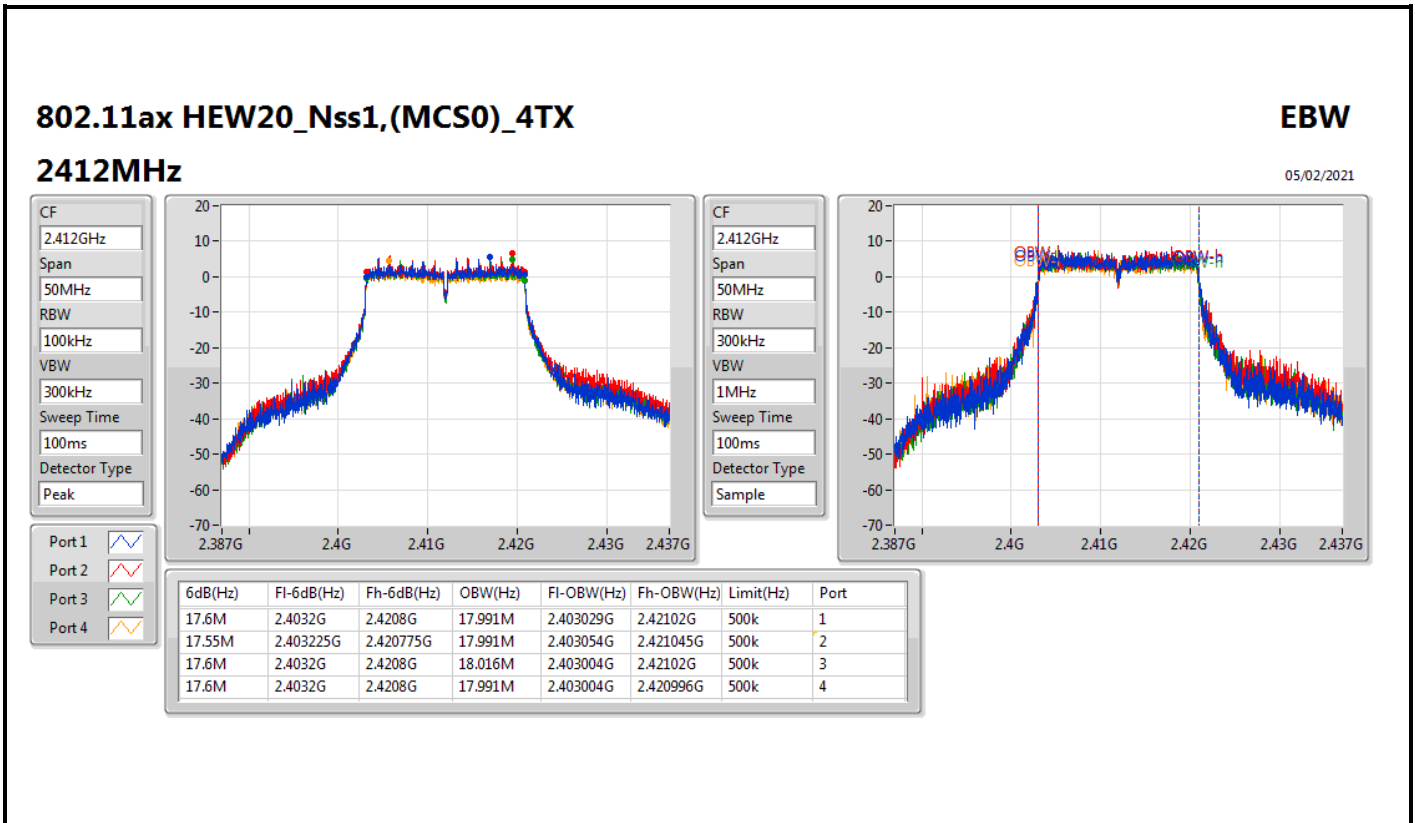
EBW

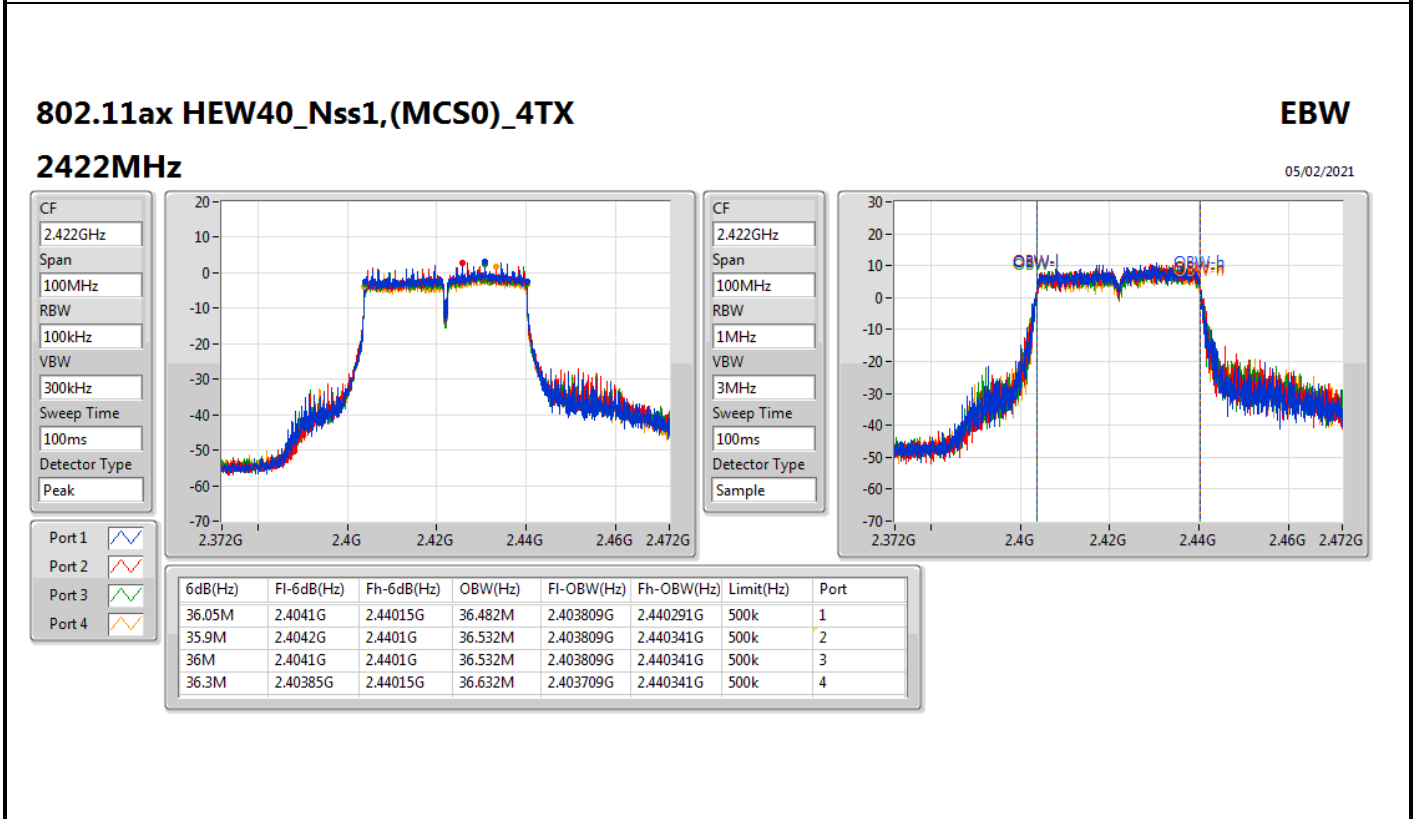
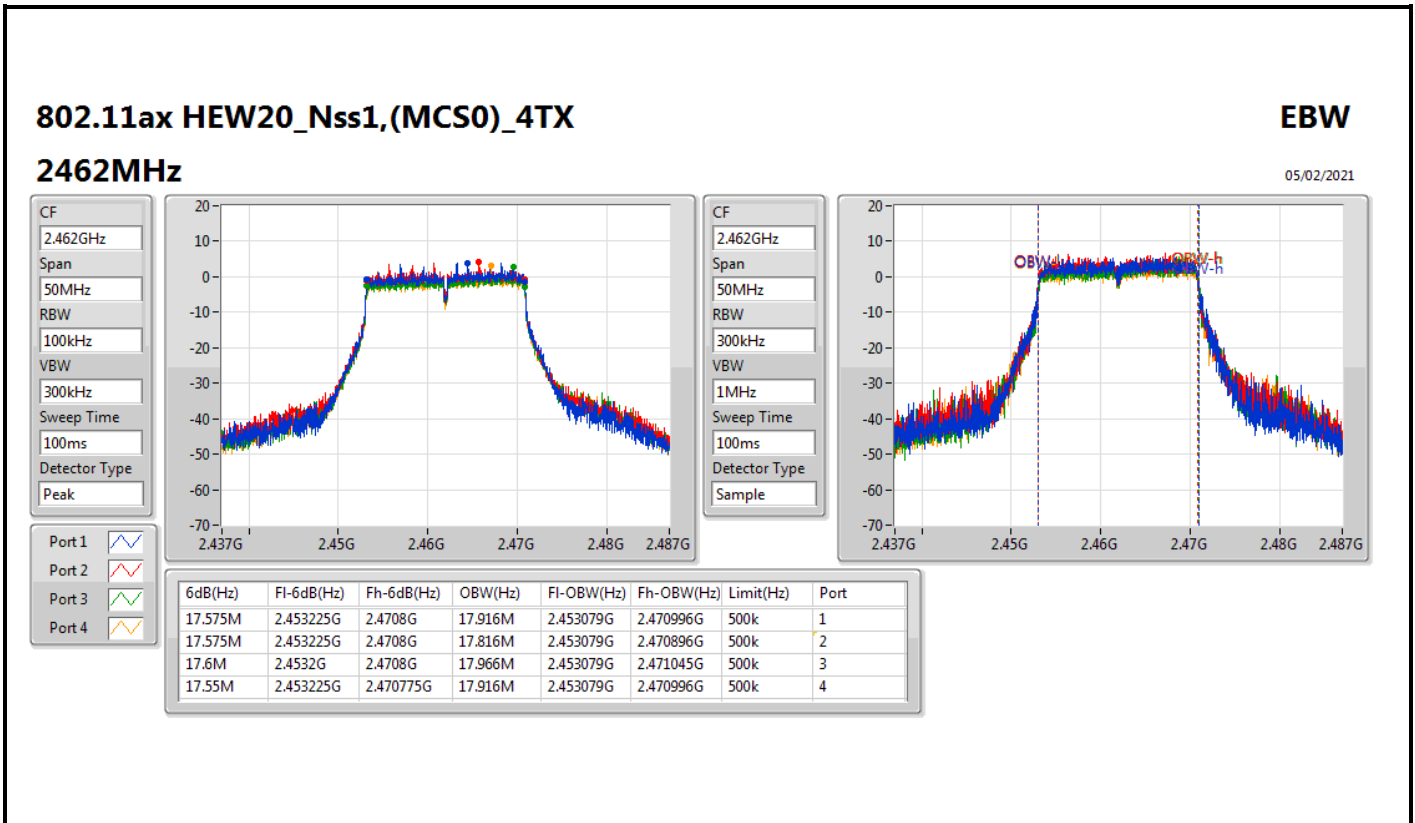
2412MHz

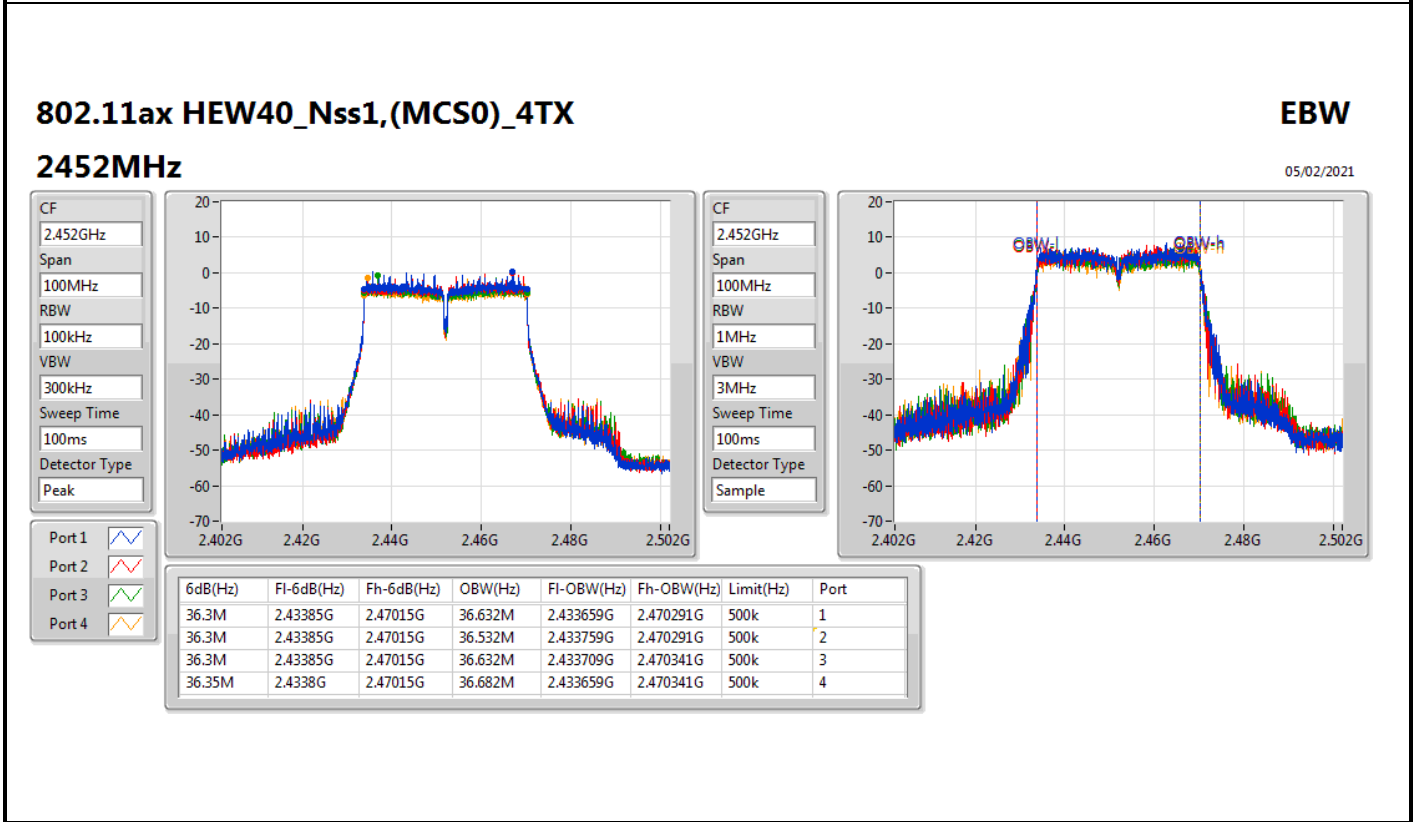
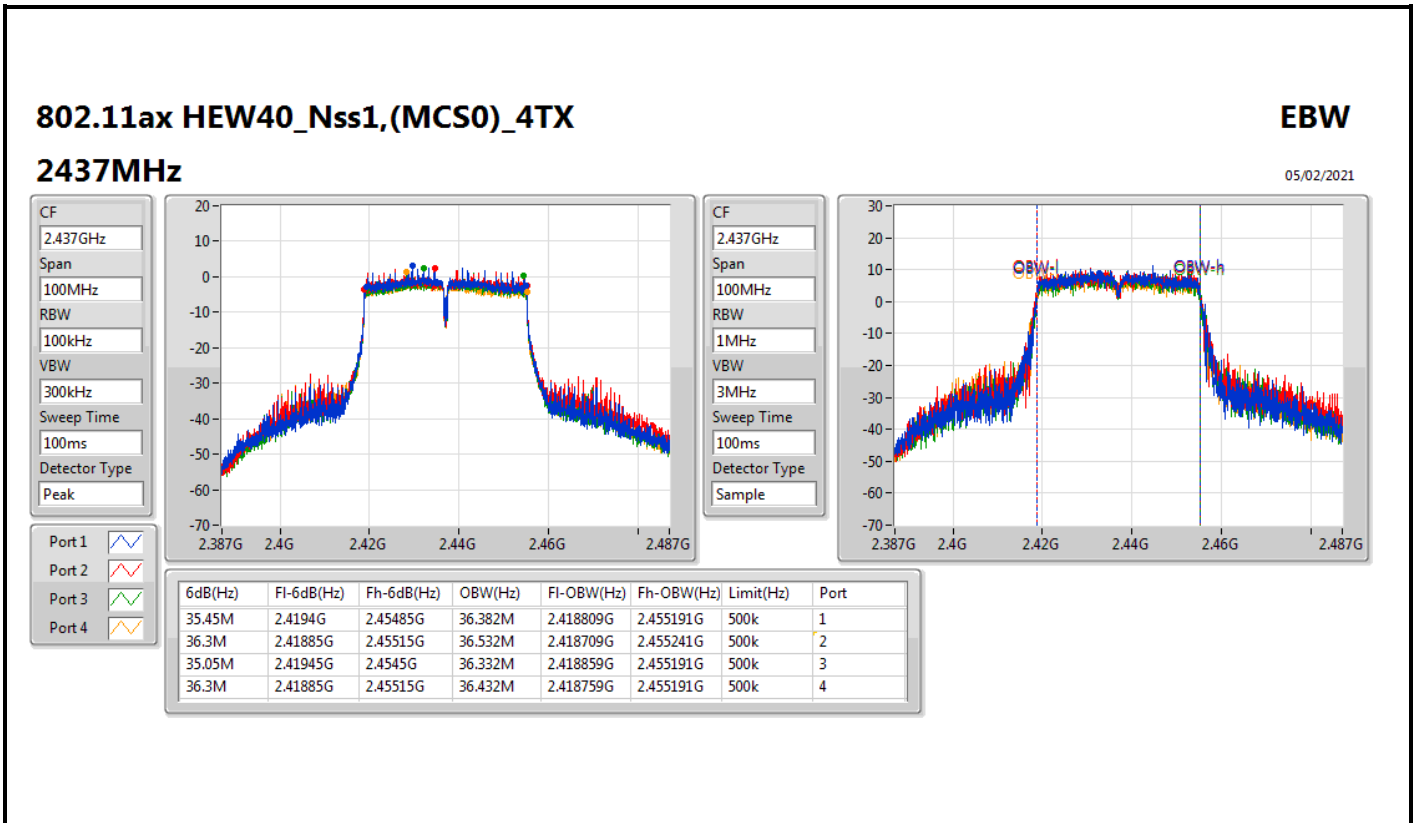
05/02/2021













Summary

Mode	Max-N dB (Hz)	Max-OBW (Hz)	ITU-Code	Min-N dB (Hz)	Min-OBW (Hz)
2.4-2.4835GHz	-	-	-	-	-
802.11ax HEW20-BF_Nss1,(MCS0)_4TX	19.1M	19.415M	19M4D1D	17.75M	18.716M
802.11ax HEW40-BF_Nss1,(MCS0)_4TX	37.7M	38.231M	38M2D1D	13.2M	37.631M

Max-N dB = Maximum 6dB down bandwidth; Max-OBW = Maximum 99% occupied bandwidth;
Min-N dB = Minimum 6dB down bandwidth; Min-OBW = Minimum 99% occupied bandwidth



Result

Mode	Result	Limit (Hz)	Port 1-N dB (Hz)	Port 1-OBW (Hz)	Port 2-N dB (Hz)	Port 2-OBW (Hz)	Port 3-N dB (Hz)	Port 3-OBW (Hz)	Port 4-N dB (Hz)	Port 4-OBW (Hz)
802.11ax HEW20-BF_Nss1,(MCS0)_4TX	-	-	-	-	-	-	-	-	-	-
2412MHz	Pass	500k	19.1M	19.115M	18.975M	19.09M	18.825M	18.966M	18.575M	19.015M
2437MHz	Pass	500k	18.725M	19.29M	18.8M	19.29M	18.675M	19.415M	18.075M	19.165M
2462MHz	Pass	500k	19.025M	19.04M	17.75M	19.04M	18.225M	18.716M	18.825M	18.966M
802.11ax HEW40-BF_Nss1,(MCS0)_4TX	-	-	-	-	-	-	-	-	-	-
2422MHz	Pass	500k	37.3M	37.931M	37.7M	38.081M	32.55M	37.931M	37.2M	37.881M
2437MHz	Pass	500k	33.85M	37.631M	35.65M	37.631M	36.3M	38.031M	13.2M	37.781M
2452MHz	Pass	500k	37.6M	38.081M	36.65M	38.081M	13.8M	38.031M	33.8M	38.231M

Port X-N dB = Port X 6dB down bandwidth;
 Port X-OBW = Port X 99% occupied bandwidth

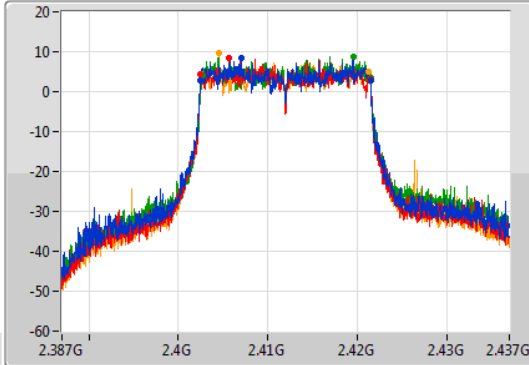
802.11ax HEW20-BF_Nss1,(MCS0)_4TX

EBW

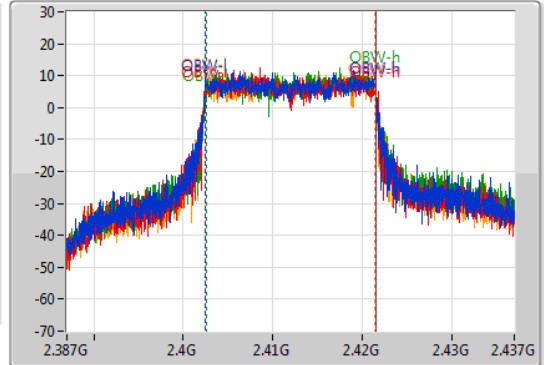
2412MHz

24/02/2021

CF
2.412GHz
Span
50MHz
RBW
100kHz
VBW
300kHz
Sweep Time
100ms
Detector Type
Peak



CF
2.412GHz
Span
50MHz
RBW
300kHz
VBW
1MHz
Sweep Time
100ms
Detector Type
Sample



Port 1
Port 2
Port 3
Port 4

6dB(Hz)	Fl-6dB(Hz)	Fh-6dB(Hz)	OBW(Hz)	Fl-OBW(Hz)	Fh-OBW(Hz)	Limit(Hz)	Port
19.1M	2.40245G	2.42155G	19.115M	2.40243G	2.421545G	500k	1
18.975M	2.402525G	2.4215G	19.09M	2.40243G	2.42152G	500k	2
18.825M	2.4027G	2.421525G	18.966M	2.402555G	2.42152G	500k	3
18.575M	2.402625G	2.4212G	19.015M	2.402455G	2.42147G	500k	4

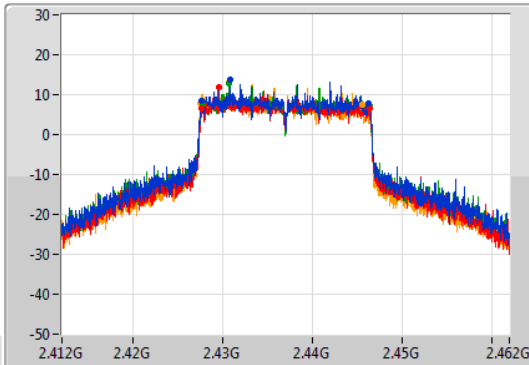
802.11ax HEW20-BF_Nss1,(MCS0)_4TX

EBW

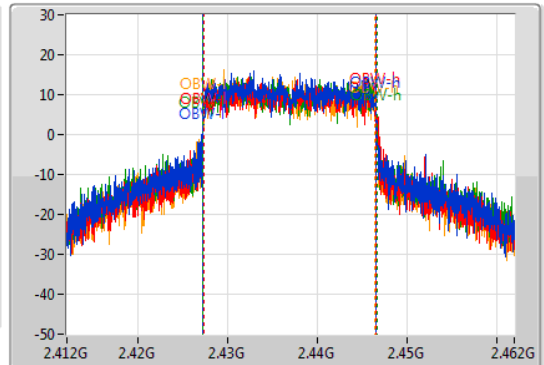
2437MHz

17/03/2021

CF
2.437GHz
Span
50MHz
RBW
100kHz
VBW
300kHz
Sweep Time
100ms
Detector Type
Peak



CF
2.437GHz
Span
50MHz
RBW
300kHz
VBW
1MHz
Sweep Time
100ms
Detector Type
Sample



Port 1
Port 2
Port 3
Port 4

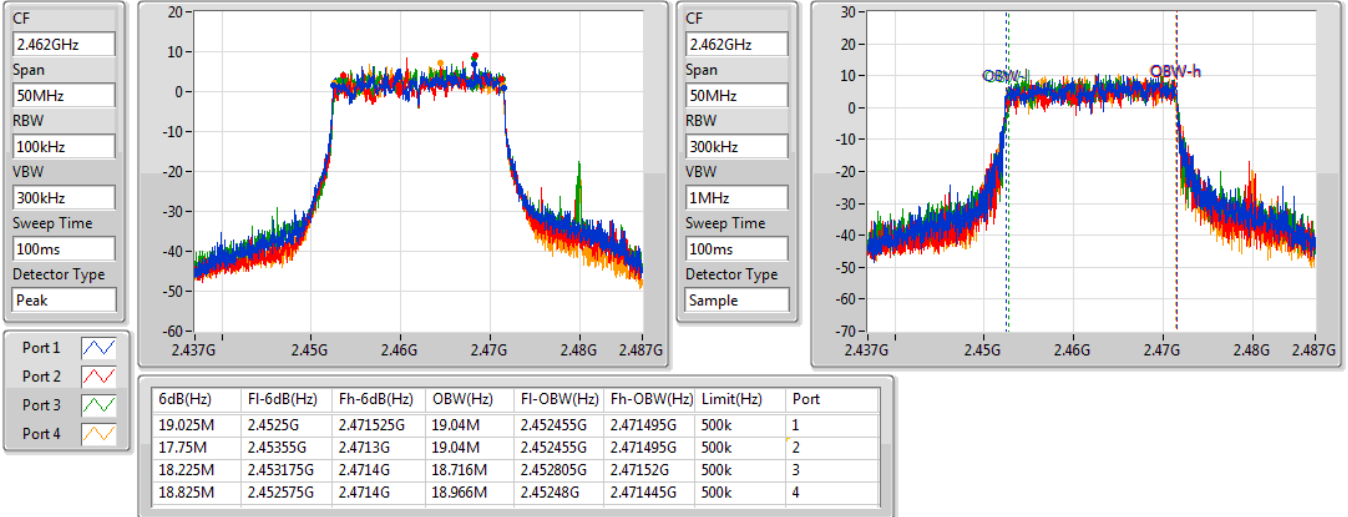
6dB(Hz)	Fl-6dB(Hz)	Fh-6dB(Hz)	OBW(Hz)	Fl-OBW(Hz)	Fh-OBW(Hz)	Limit(Hz)	Port
18.725M	2.4276G	2.446325G	19.29M	2.42723G	2.44652G	500k	1
18.8M	2.427625G	2.446425G	19.29M	2.427305G	2.446595G	500k	2
18.675M	2.427725G	2.4464G	19.415M	2.427205G	2.44662G	500k	3
18.075M	2.427475G	2.44555G	19.165M	2.427305G	2.44647G	500k	4

802.11ax HEW20-BF_Nss1,(MCS0)_4TX

EBW

2462MHz

24/02/2021

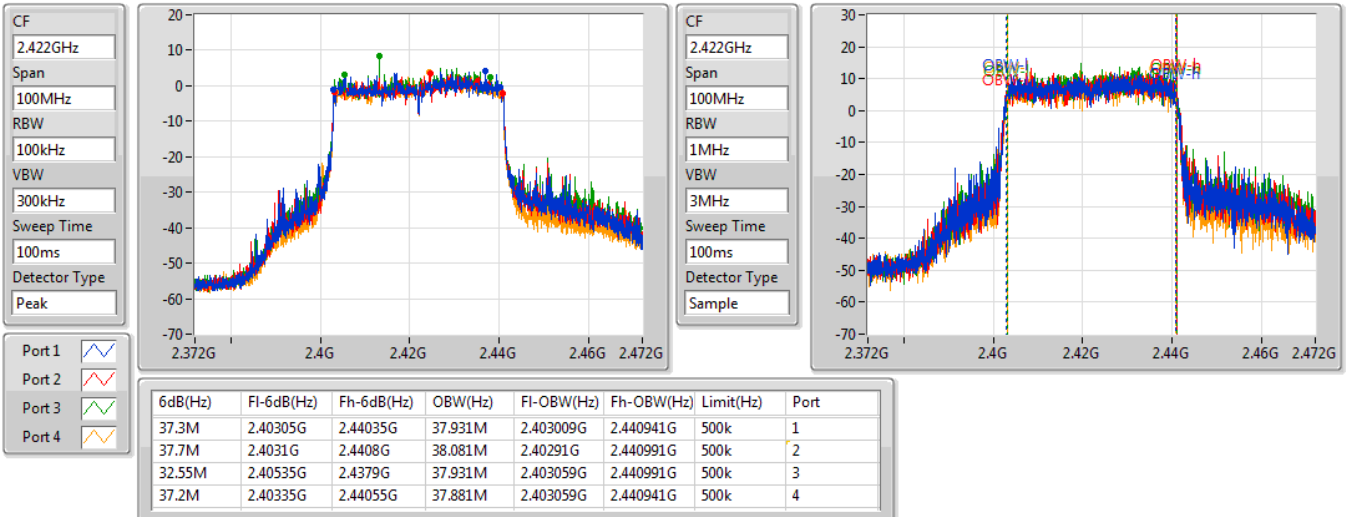


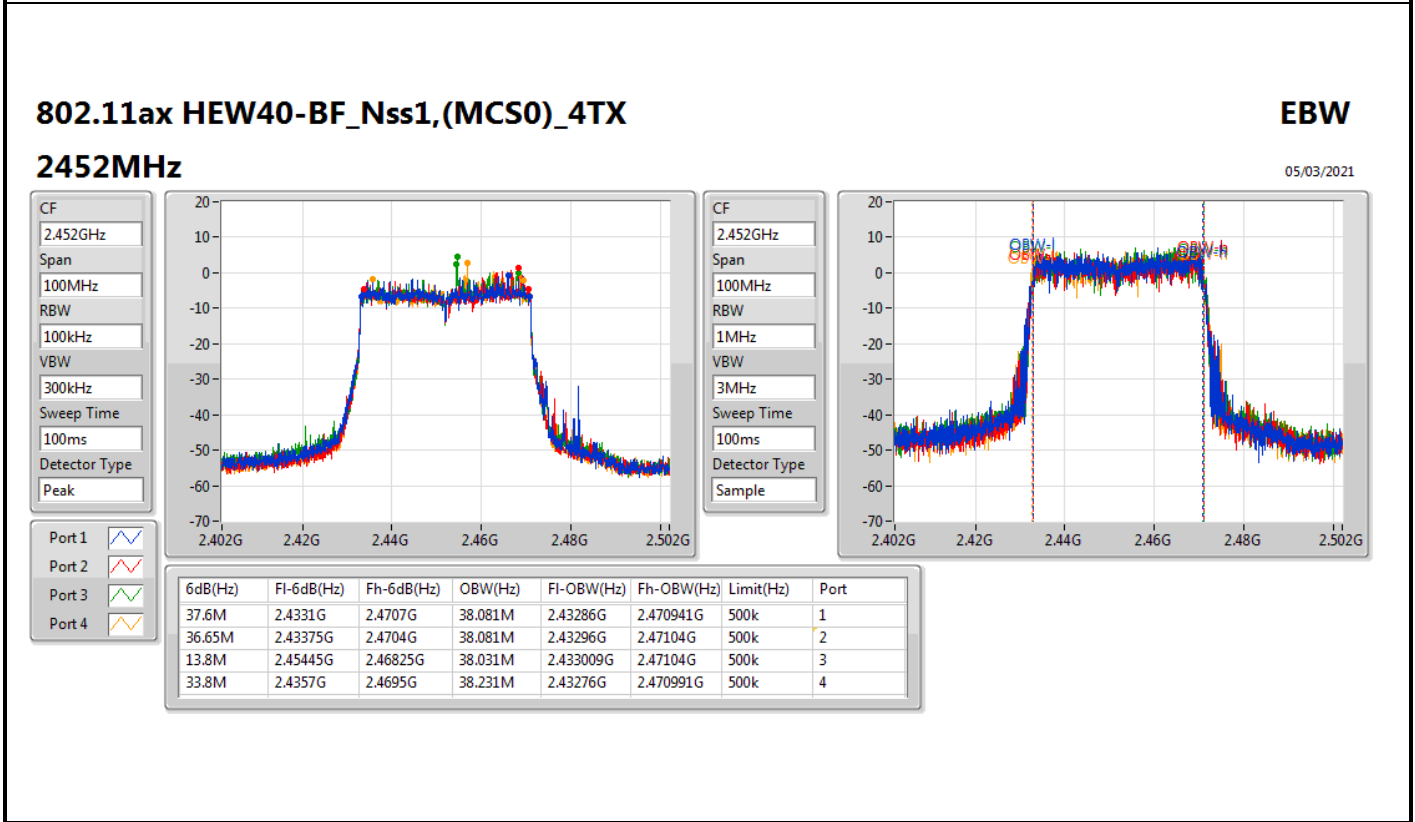
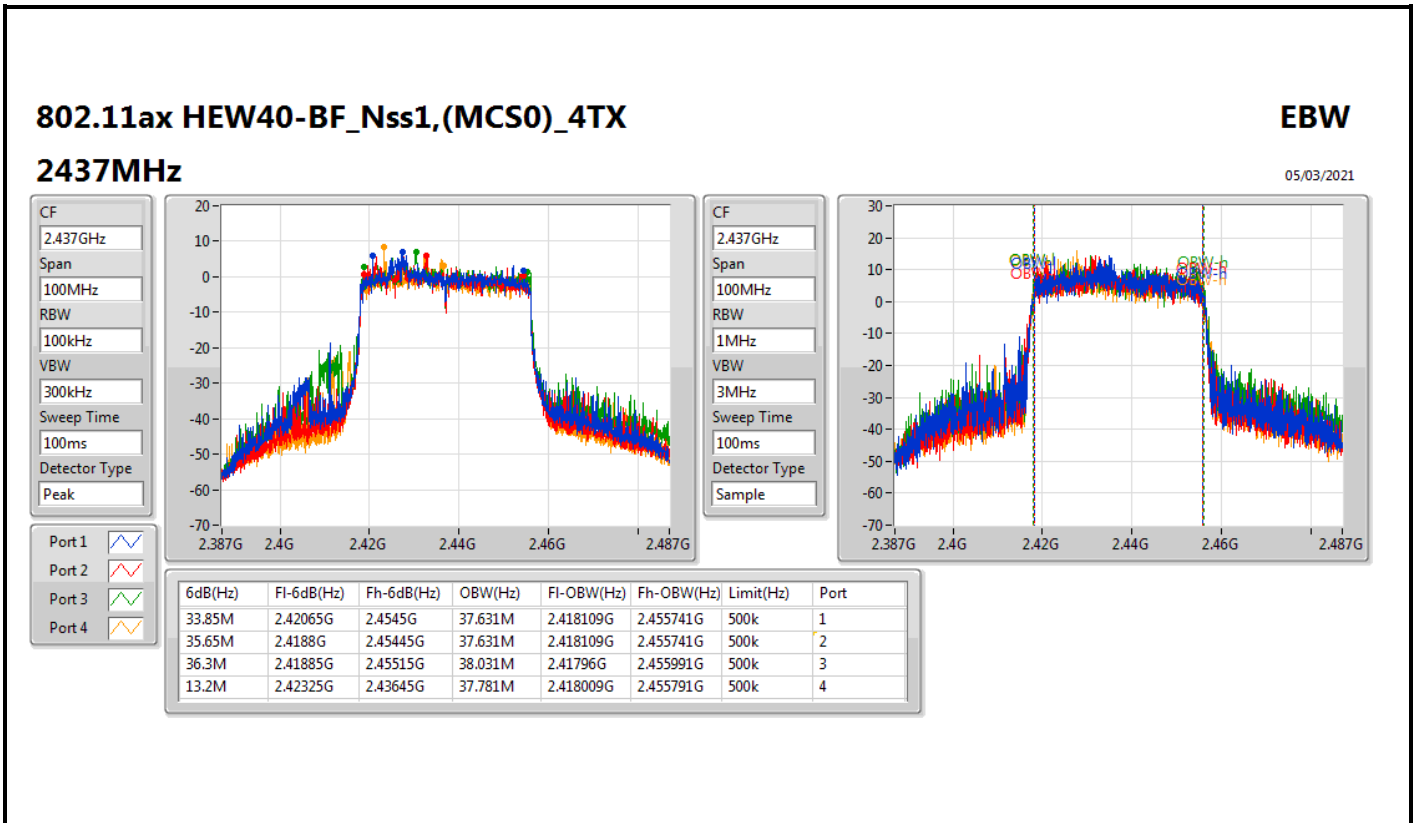
802.11ax HEW40-BF_Nss1,(MCS0)_4TX

EBW

2422MHz

05/03/2021







Summary

Mode	Max-N dB (Hz)	Max-OBW (Hz)	ITU-Code	Min-N dB (Hz)	Min-OBW (Hz)
2.4-2.4835GHz	-	-	-	-	-
802.11ax HEW20-BF_Nss1,(MCS0)_4TX	19.05M	22.914M	22M9D1D	16.7M	18.891M
802.11ax HEW40-BF_Nss1,(MCS0)_4TX	37.6M	38.081M	38M1D1D	7.85M	37.681M

Max-N dB = Maximum 6dB down bandwidth; Max-OBW = Maximum 99% occupied bandwidth;
Min-N dB = Minimum 6dB down bandwidth; Min-OBW = Minimum 99% occupied bandwidth



Result

Mode	Result	Limit (Hz)	Port 1-N dB (Hz)	Port 1-OBW (Hz)	Port 2-N dB (Hz)	Port 2-OBW (Hz)	Port 3-N dB (Hz)	Port 3-OBW (Hz)	Port 4-N dB (Hz)	Port 4-OBW (Hz)
802.11ax HEW20-BF_Nss1,(MCS0)_4TX	-	-	-	-	-	-	-	-	-	-
2412MHz	Pass	500k	18.975M	19.015M	19.05M	19.09M	18.35M	18.941M	18.975M	19.04M
2437MHz	Pass	500k	18.8M	22.714M	18.575M	20.765M	18.7M	22.914M	18.675M	19.565M
2462MHz	Pass	500k	18.8M	19.065M	18.9M	19.065M	16.7M	18.891M	18.7M	18.916M
802.11ax HEW40-BF_Nss1,(MCS0)_4TX	-	-	-	-	-	-	-	-	-	-
2422MHz	Pass	500k	35.05M	37.931M	37.6M	37.781M	37.05M	37.831M	36.7M	37.881M
2437MHz	Pass	500k	7.85M	37.781M	10.9M	37.681M	33.9M	37.931M	35.15M	37.831M
2452MHz	Pass	500k	35.1M	38.081M	35M	38.031M	35.25M	38.031M	37.05M	38.031M

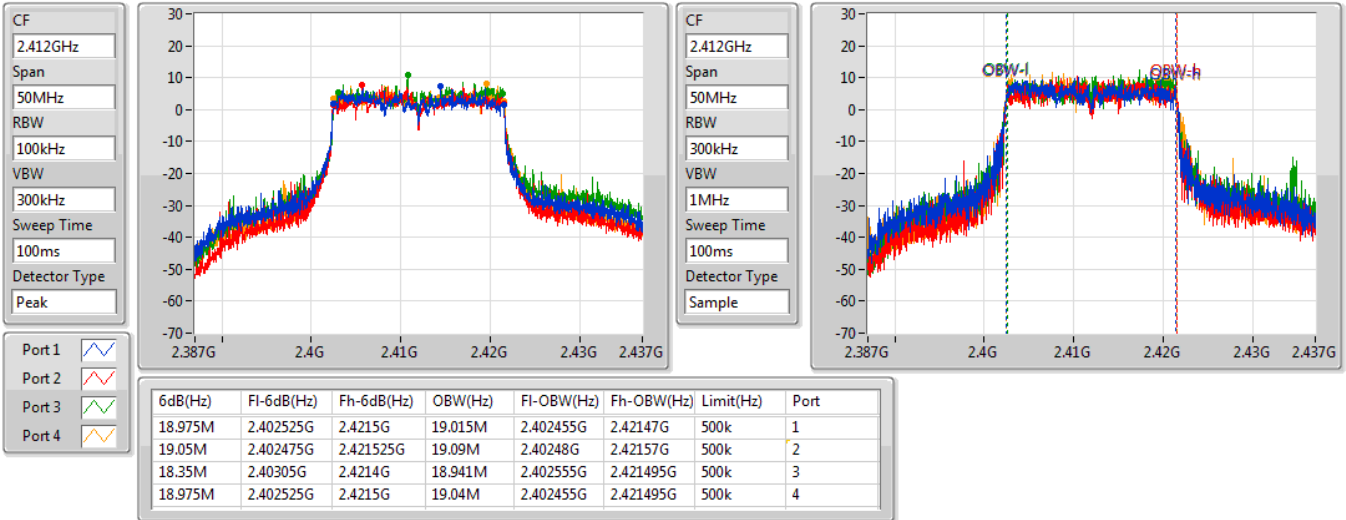
Port X-N dB = Port X 6dB down bandwidth;
 Port X-OBW = Port X 99% occupied bandwidth

802.11ax HEW20-BF_Nss1,(MCS0)_4TX

EBW

2412MHz

24/02/2021

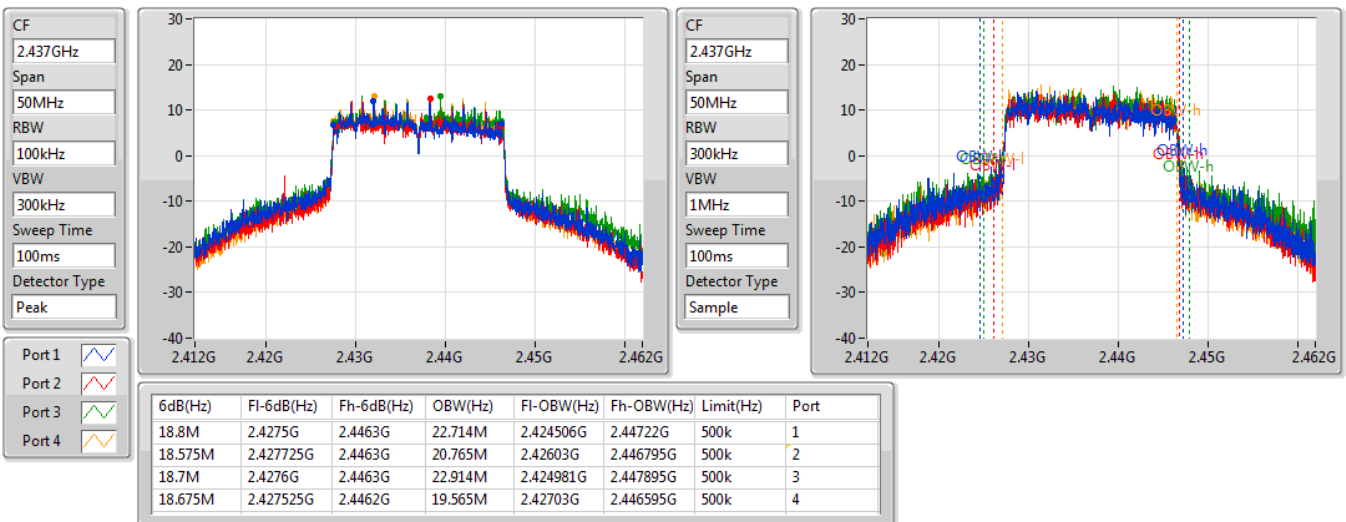


802.11ax HEW20-BF_Nss1,(MCS0)_4TX

EBW

2437MHz

17/03/2021

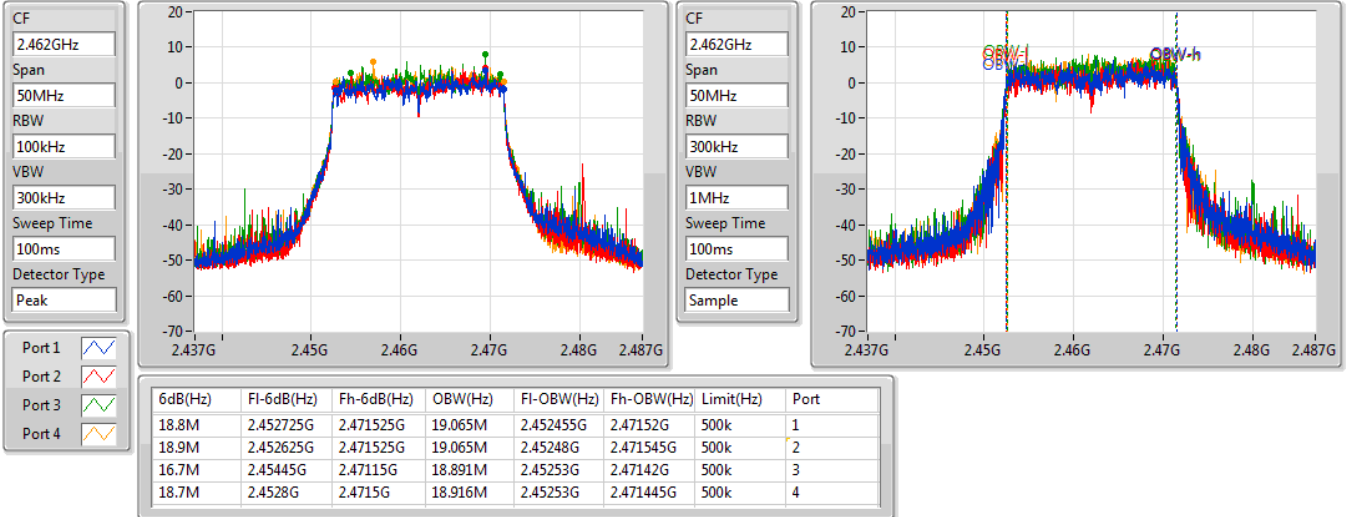


802.11ax HEW20-BF_Nss1,(MCS0)_4TX

EBW

2462MHz

24/02/2021

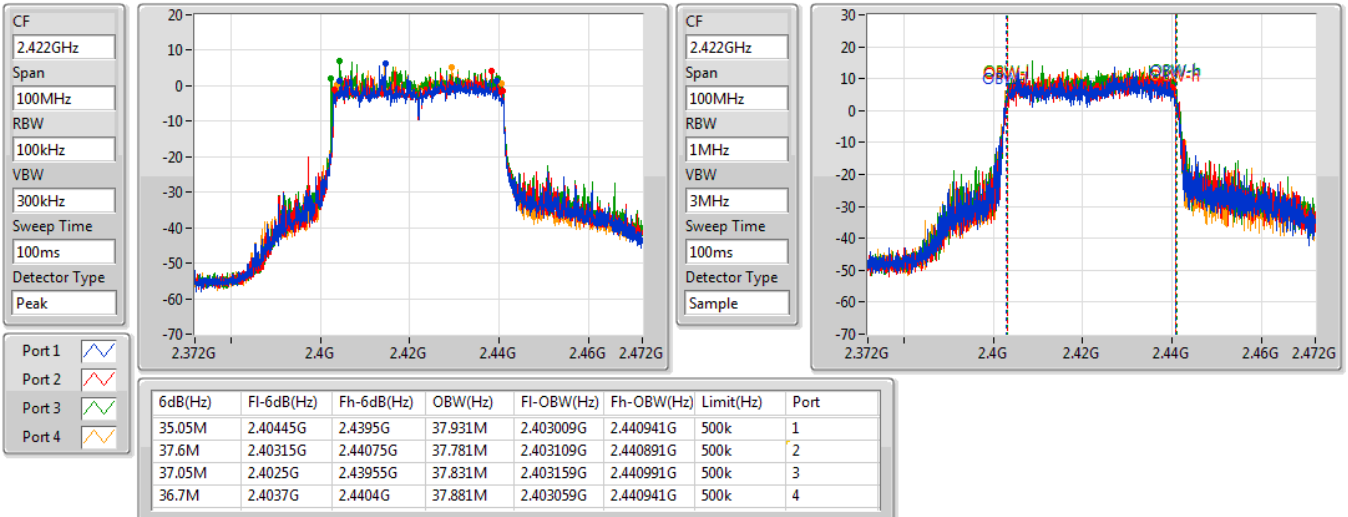


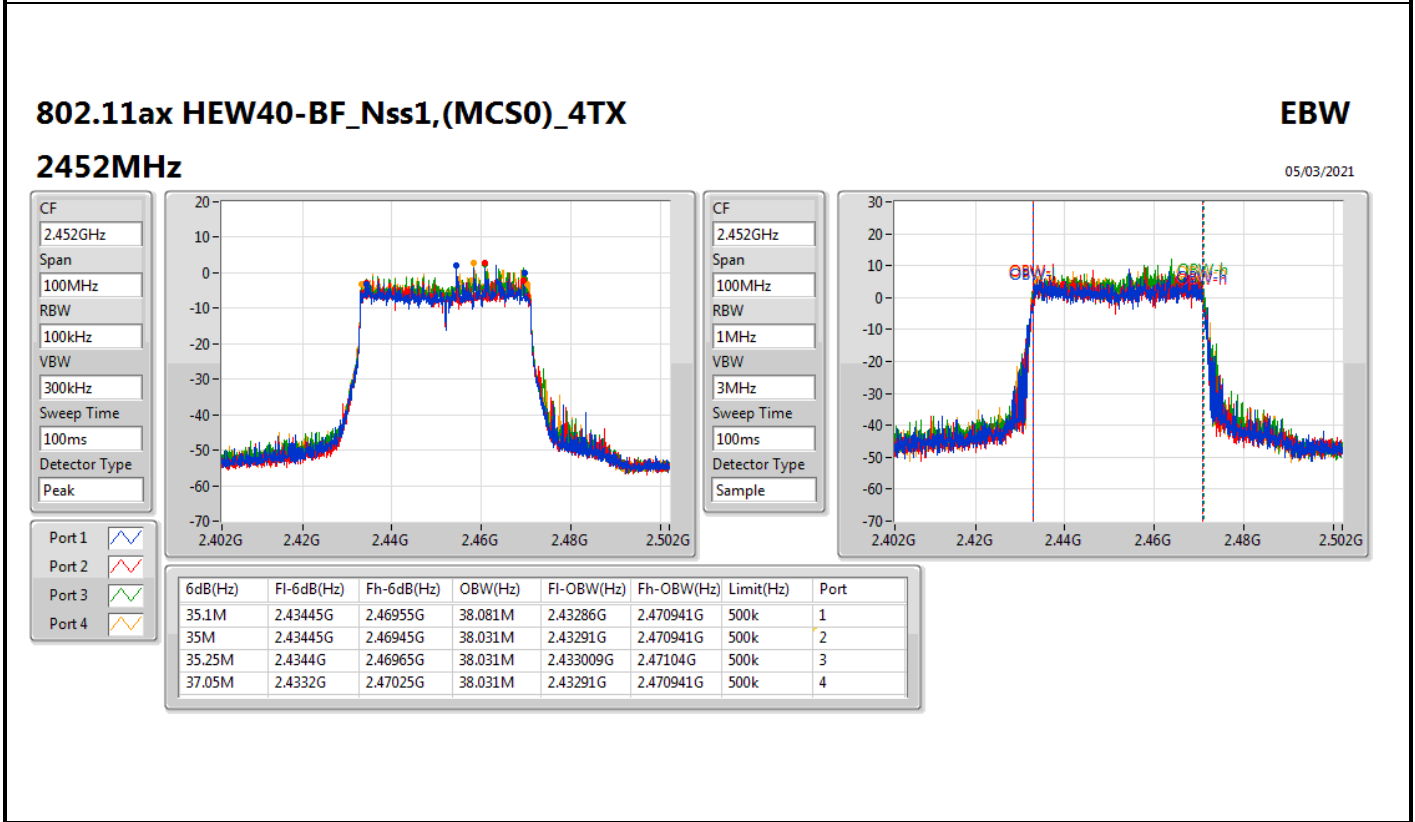
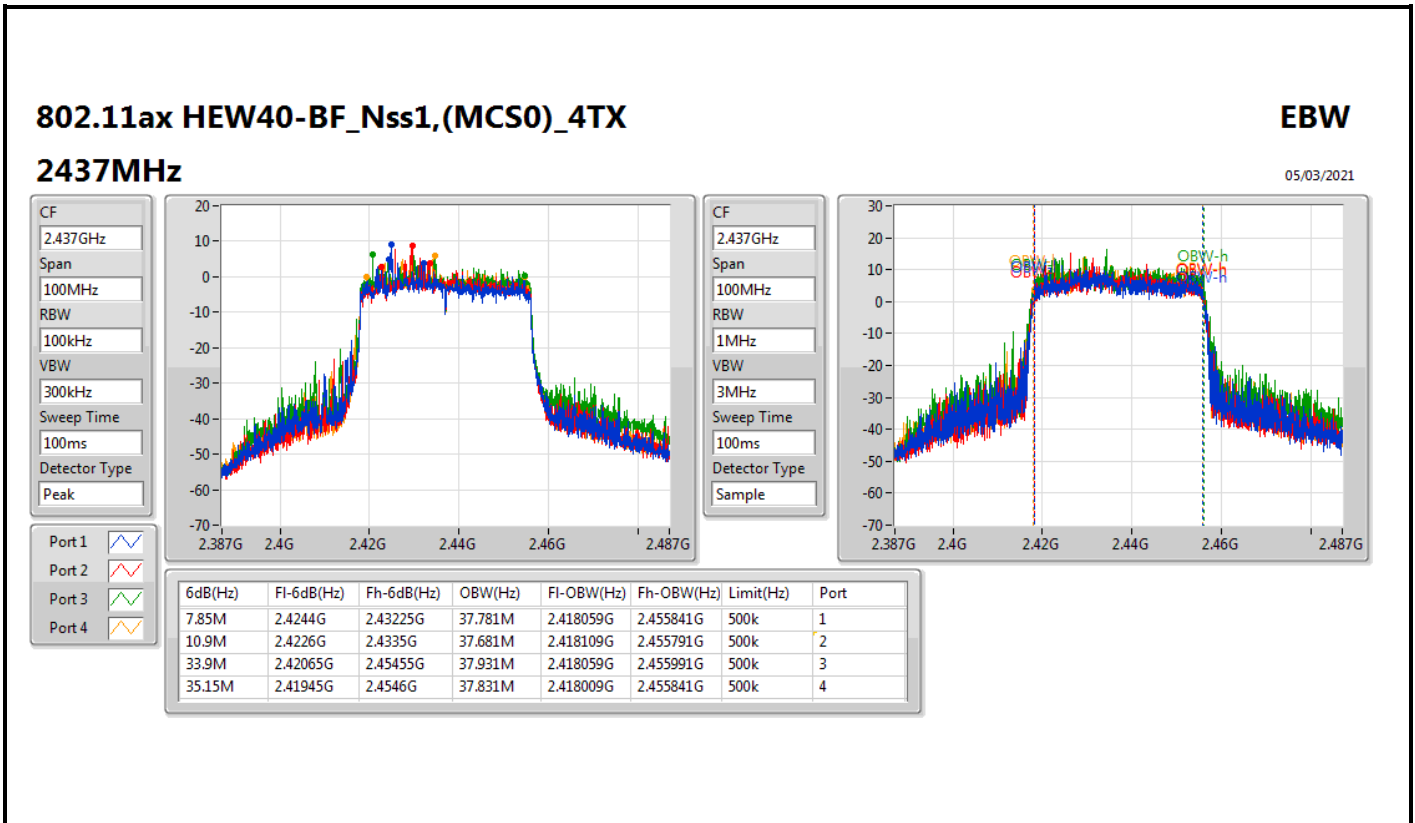
802.11ax HEW40-BF_Nss1,(MCS0)_4TX

EBW

2422MHz

05/03/2021







Summary

Mode	Total Power (dBm)	Total Power (W)
2.4-2.4835GHz	-	-
802.11b_Nss1,(1Mbps)_4TX	29.88	0.97275
802.11g_Nss1,(6Mbps)_4TX	28.31	0.67764
802.11ax HEW20_Nss1,(MCS0)_4TX	29.18	0.82794
802.11ax HEW40_Nss1,(MCS0)_4TX	24.76	0.29923



Result

Mode	Result	DG (dBi)	Port 1 (dBm)	Port 2 (dBm)	Port 3 (dBm)	Port 4 (dBm)	Total Power (dBm)	Power Limit (dBm)
802.11b_Nss1,(1Mbps)_4TX	-	-	-	-	-	-	-	-
2412MHz	Pass	-0.25	21.22	20.92	21.46	20.61	27.08	30.00
2417MHz	Pass	-0.25	22.87	22.87	23.43	22.81	29.02	30.00
2422MHz	Pass	-0.25	23.19	22.84	23.35	23.24	29.18	30.00
2427MHz	Pass	-0.25	23.84	23.81	23.85	23.76	29.84	30.00
2437MHz	Pass	-0.25	23.75	23.75	24.22	23.69	29.88	30.00
2442MHz	Pass	-0.25	23.87	23.53	23.55	23.43	29.62	30.00
2447MHz	Pass	-0.25	23.42	23.13	23.16	22.91	29.18	30.00
2452MHz	Pass	-0.25	22.81	22.45	22.71	22.30	28.59	30.00
2457MHz	Pass	-0.25	22.13	21.87	22.46	22.13	28.17	30.00
2462MHz	Pass	-0.25	19.68	19.48	19.24	19.80	25.58	30.00
802.11g_Nss1,(6Mbps)_4TX	-	-	-	-	-	-	-	-
2412MHz	Pass	-0.25	17.31	17.39	17.54	16.99	23.33	30.00
2417MHz	Pass	-0.25	20.37	20.18	20.93	20.24	26.46	30.00
2422MHz	Pass	-0.25	22.36	22.06	22.27	22.20	28.24	30.00
2437MHz	Pass	-0.25	22.07	22.03	22.42	22.00	28.15	30.00
2442MHz	Pass	-0.25	22.39	22.22	22.52	22.01	28.31	30.00
2447MHz	Pass	-0.25	21.51	21.26	21.63	21.06	27.39	30.00
2452MHz	Pass	-0.25	20.03	19.85	19.93	19.67	25.89	30.00
2457MHz	Pass	-0.25	16.63	16.33	17.13	16.59	22.70	30.00
2462MHz	Pass	-0.25	16.97	16.50	17.21	16.81	22.90	30.00
802.11ax HEW20_Nss1,(MCS0)_4TX	-	-	-	-	-	-	-	-
2412MHz	Pass	-0.25	18.42	18.47	18.86	18.34	24.55	30.00
2417MHz	Pass	-0.25	21.04	20.94	21.65	20.91	27.17	30.00
2422MHz	Pass	-0.25	22.39	22.14	22.47	22.45	28.39	30.00
2427MHz	Pass	-0.25	23.14	22.98	23.27	23.25	29.18	30.00
2437MHz	Pass	-0.25	22.55	22.55	22.99	22.53	28.68	30.00
2442MHz	Pass	-0.25	22.21	21.97	22.26	21.79	28.08	30.00
2447MHz	Pass	-0.25	20.95	20.73	20.83	20.44	26.76	30.00
2452MHz	Pass	-0.25	20.16	19.91	20.27	19.77	26.05	30.00
2457MHz	Pass	-0.25	18.60	18.26	18.75	18.62	24.58	30.00
2462MHz	Pass	-0.25	16.71	16.39	17.05	16.66	22.73	30.00
802.11ax HEW40_Nss1,(MCS0)_4TX	-	-	-	-	-	-	-	-
2422MHz	Pass	-0.25	17.71	17.38	18.02	17.52	23.68	30.00
2427MHz	Pass	-0.25	18.74	18.67	19.03	18.49	24.76	30.00
2437MHz	Pass	-0.25	18.24	18.12	18.32	18.11	24.22	30.00
2442MHz	Pass	-0.25	18.22	18.00	18.02	17.83	24.04	30.00
2447MHz	Pass	-0.25	15.87	15.85	16.19	16.05	22.01	30.00
2452MHz	Pass	-0.25	16.04	15.78	16.16	15.99	22.02	30.00

DG = Directional Gain; Port X = Port X output power



Summary

Mode	Total Power (dBm)	Total Power (W)
2.4-2.4835GHz	-	-
802.11b_Nss1,(1Mbps)_4TX	29.24	0.83946
802.11g_Nss1,(6Mbps)_4TX	28.03	0.63533
802.11ax HEW20_Nss1,(MCS0)_4TX	27.48	0.55976
802.11ax HEW40_Nss1,(MCS0)_4TX	22.94	0.19679



Result

Mode	Result	DG (dBi)	Port 1 (dBm)	Port 2 (dBm)	Port 3 (dBm)	Port 4 (dBm)	Total Power (dBm)	Power Limit (dBm)
802.11b_Nss1,(1Mbps)_4TX	-	-	-	-	-	-	-	-
2412MHz	Pass	-0.25	19.78	20.02	19.34	18.50	25.47	30.00
2417MHz	Pass	-0.25	22.50	22.67	21.60	20.96	28.01	30.00
2422MHz	Pass	-0.25	20.85	21.19	22.75	22.70	27.98	30.00
2427MHz	Pass	-0.25	21.95	22.44	24.02	23.82	29.17	30.00
2437MHz	Pass	-0.25	23.18	23.35	22.14	21.57	28.64	30.00
2442MHz	Pass	-0.25	22.12	22.83	23.93	23.76	29.24	30.00
2447MHz	Pass	-0.25	21.21	21.87	23.23	23.22	28.49	30.00
2452MHz	Pass	-0.25	19.49	19.94	21.55	21.57	26.76	30.00
2457MHz	Pass	-0.25	19.20	19.58	18.17	17.86	24.78	30.00
2462MHz	Pass	-0.25	16.96	17.47	16.04	15.87	22.66	30.00
802.11g_Nss1,(6Mbps)_4TX	-	-	-	-	-	-	-	-
2412MHz	Pass	-0.25	18.64	18.91	18.11	17.64	24.37	30.00
2417MHz	Pass	-0.25	21.85	22.00	21.07	20.65	27.45	30.00
2437MHz	Pass	-0.25	22.09	22.18	21.47	21.01	27.73	30.00
2442MHz	Pass	-0.25	20.87	21.45	22.73	22.71	28.03	30.00
2447MHz	Pass	-0.25	20.09	20.77	22.03	22.01	27.32	30.00
2452MHz	Pass	-0.25	19.44	19.78	21.42	21.60	26.69	30.00
2457MHz	Pass	-0.25	17.41	17.67	16.48	16.09	22.98	30.00
2462MHz	Pass	-0.25	16.12	16.78	15.47	15.12	21.94	30.00
802.11ax HEW20_Nss1,(MCS0)_4TX	-	-	-	-	-	-	-	-
2412MHz	Pass	-0.25	17.50	17.76	17.20	16.61	23.31	30.00
2417MHz	Pass	-0.25	20.92	21.04	20.19	19.75	26.53	30.00
2422MHz	Pass	-0.25	20.27	20.79	22.23	22.22	27.48	30.00
2437MHz	Pass	-0.25	21.77	21.95	21.12	20.65	27.42	30.00
2442MHz	Pass	-0.25	19.31	20.10	21.26	21.35	26.61	30.00
2447MHz	Pass	-0.25	18.49	19.07	20.61	20.57	25.80	30.00
2452MHz	Pass	-0.25	16.90	17.50	19.00	19.31	24.31	30.00
2457MHz	Pass	-0.25	17.16	17.39	16.23	15.90	22.73	30.00
2462MHz	Pass	-0.25	16.01	16.31	15.08	14.81	21.62	30.00
802.11ax HEW40_Nss1,(MCS0)_4TX	-	-	-	-	-	-	-	-
2422MHz	Pass	-0.25	17.29	17.21	16.75	16.28	22.92	30.00
2437MHz	Pass	-0.25	17.23	17.33	16.82	16.22	22.94	30.00
2442MHz	Pass	-0.25	15.24	15.74	16.92	17.12	22.35	30.00
2447MHz	Pass	-0.25	15.50	15.21	14.57	14.31	20.94	30.00
2452MHz	Pass	-0.25	14.95	14.78	14.13	13.71	20.44	30.00

DG = Directional Gain; Port X = Port X output power



Summary

Mode	Total Power (dBm)	Total Power (W)
2.4-2.4835GHz	-	-
802.11ax HEW20-BF_Nss1,(MCS0)_4TX	29.71	0.93541
802.11ax HEW40-BF_Nss1,(MCS0)_4TX	24.79	0.30130



Result

Mode	Result	DG (dBi)	Port 1 (dBm)	Port 2 (dBm)	Port 3 (dBm)	Port 4 (dBm)	Total Power (dBm)	Power Limit (dBm)
802.11ax HEW20-BF_Nss1,(MCS0)_4TX	-	-	-	-	-	-	-	-
2412MHz	Pass	5.77	19.50	18.84	20.01	19.18	25.42	30.00
2417MHz	Pass	5.77	23.44	22.51	23.97	23.56	29.42	30.00
2437MHz	Pass	5.77	24.11	23.29	23.54	23.77	29.71	30.00
2452MHz	Pass	5.77	23.51	22.19	23.75	22.89	29.15	30.00
2457MHz	Pass	5.77	22.47	21.57	22.43	22.33	28.24	30.00
2462MHz	Pass	5.77	17.73	17.02	18.48	17.79	23.81	30.00
802.11ax HEW40-BF_Nss1,(MCS0)_4TX	-	-	-	-	-	-	-	-
2422MHz	Pass	5.77	18.42	18.79	19.14	18.40	24.72	30.00
2427MHz	Pass	5.77	18.43	18.75	19.38	18.46	24.79	30.00
2437MHz	Pass	5.77	17.74	17.72	18.48	17.17	23.82	30.00
2442MHz	Pass	5.77	16.11	15.30	16.26	15.56	21.85	30.00
2447MHz	Pass	5.77	13.03	12.54	12.89	12.16	18.69	30.00
2452MHz	Pass	5.77	13.73	13.40	13.74	13.42	19.60	30.00

DG = Directional Gain; Port X = Port X output power



Summary

Mode	Total Power (dBm)	Total Power (W)
2.4-2.4835GHz	-	-
802.11ax HEW20-BF_Nss1,(MCS0)_4TX	28.89	0.77446
802.11ax HEW40-BF_Nss1,(MCS0)_4TX	26.61	0.45814



Result

Mode	Result	DG (dBi)	Port 1 (dBm)	Port 2 (dBm)	Port 3 (dBm)	Port 4 (dBm)	Total Power (dBm)	Power Limit (dBm)
802.11ax HEW20-BF_Nss1,(MCS0)_4TX	-	-	-	-	-	-	-	-
2412MHz	Pass	5.77	17.93	17.54	19.44	18.84	24.52	30.00
2417MHz	Pass	5.77	21.96	21.88	23.43	23.17	28.69	30.00
2437MHz	Pass	5.77	22.13	22.25	23.57	23.34	28.89	30.00
2452MHz	Pass	5.77	22.25	22.24	22.56	22.30	28.36	30.00
2457MHz	Pass	5.77	20.38	20.07	22.02	21.59	27.11	30.00
2462MHz	Pass	5.77	14.26	14.25	16.06	15.88	21.22	30.00
802.11ax HEW40-BF_Nss1,(MCS0)_4TX	-	-	-	-	-	-	-	-
2422MHz	Pass	5.77	17.19	17.81	18.98	18.73	24.26	30.00
2427MHz	Pass	5.77	14.50	15.09	16.31	16.09	21.58	30.00
2432MHz	Pass	5.77	19.86	19.98	21.26	21.06	26.61	30.00
2437MHz	Pass	5.77	16.34	17.15	16.64	16.55	22.70	30.00
2447MHz	Pass	5.77	18.59	18.92	20.44	20.08	25.60	30.00
2452MHz	Pass	5.77	13.34	12.72	14.46	14.39	19.81	30.00

DG = Directional Gain; Port X = Port X output power



Summary

Mode	PD (dBm/RBW)
2.4-2.4835GHz	-
802.11b_Nss1,(1Mbps)_4TX	3.03
802.11g_Nss1,(6Mbps)_4TX	-0.09
802.11ax HEW20_Nss1,(MCS0)_4TX	0.58
802.11ax HEW40_Nss1,(MCS0)_4TX	-3.23

RBW = 3kHz;



Result

Mode	Result	DG (dBi)	Port 1 (dBm/RBW)	Port 2 (dBm/RBW)	Port 3 (dBm/RBW)	Port 4 (dBm/RBW)	PD (dBm/RBW)	PD Limit (dBm/RBW)
802.11b_Nss1,(1Mbps)_4TX	-	-	-	-	-	-	-	-
2412MHz	Pass	5.77	-3.61	-3.64	-3.86	-4.16	1.94	8.00
2437MHz	Pass	5.77	-2.84	-2.94	-2.82	-2.78	3.03	8.00
2462MHz	Pass	5.77	-5.99	-5.98	-5.66	-5.80	-0.13	8.00
802.11g_Nss1,(6Mbps)_4TX	-	-	-	-	-	-	-	-
2412MHz	Pass	5.77	-9.14	-8.84	-9.04	-9.99	-3.38	8.00
2437MHz	Pass	5.77	-6.36	-6.18	-5.58	-5.75	-0.09	8.00
2462MHz	Pass	5.77	-9.55	-9.20	-8.38	-8.75	-2.93	8.00
802.11ax HEW20_Nss1,(MCS0)_4TX	-	-	-	-	-	-	-	-
2412MHz	Pass	5.77	-6.64	-7.33	-6.38	-6.84	-1.94	8.00
2437MHz	Pass	5.77	-5.06	-5.25	-4.95	-5.56	0.58	8.00
2462MHz	Pass	5.77	-6.80	-8.60	-9.01	-7.30	-2.65	8.00
802.11ax HEW40_Nss1,(MCS0)_4TX	-	-	-	-	-	-	-	-
2422MHz	Pass	5.77	-9.44	-8.54	-11.70	-11.72	-4.10	8.00
2437MHz	Pass	5.77	-9.40	-6.90	-10.48	-10.07	-3.23	8.00
2452MHz	Pass	5.77	-7.22	-11.27	-14.36	-10.66	-4.18	8.00

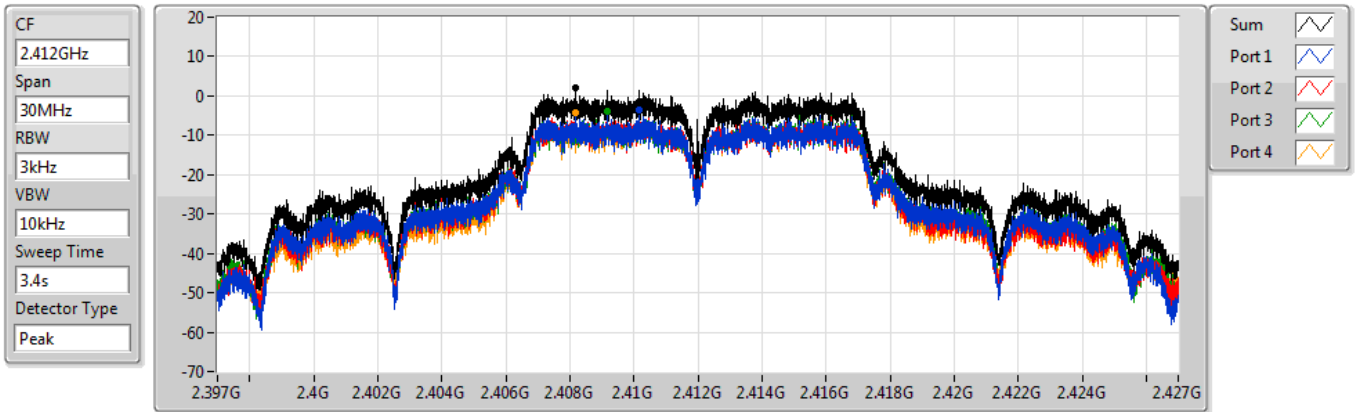
DG = Directional Gain; RBW = 3kHz;
 PD = trace bin-by-bin of each transmits port summing can be performed maximum power density; Port X = Port X Power Density;

802.11b_Nss1,(1Mbps)_4TX

PSD

2412MHz

05/02/2021

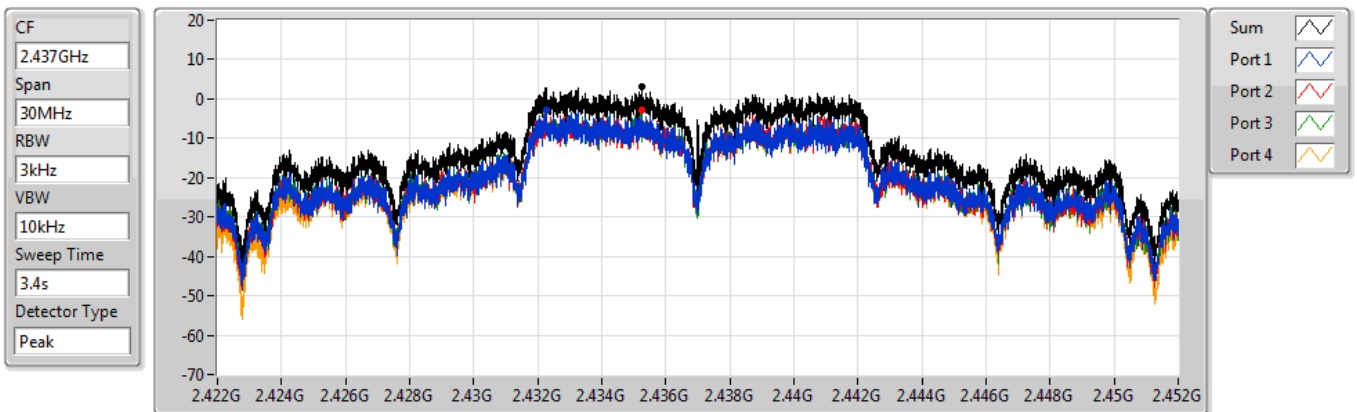


802.11b_Nss1,(1Mbps)_4TX

PSD

2437MHz

05/02/2021



802.11b_Nss1,(1Mbps)_4TX

PSD

2462MHz

05/02/2021

CF
2.462GHz

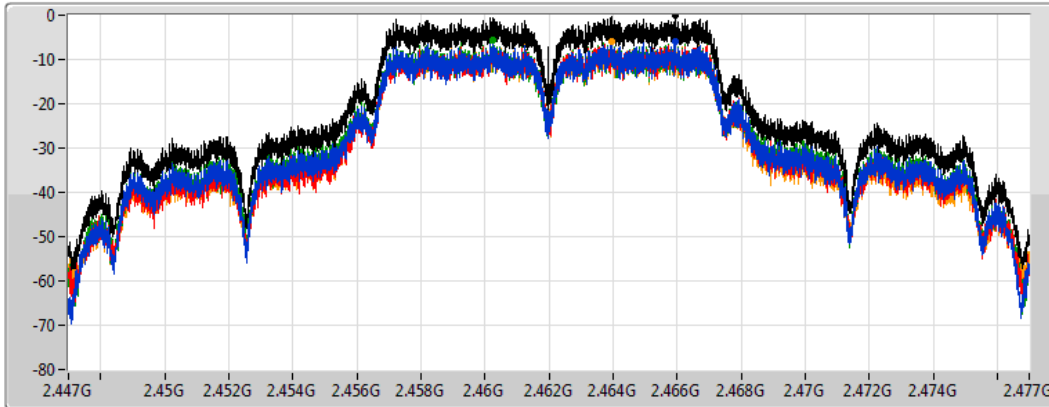
Span
30MHz


RBW
3kHz


VBW
10kHz


Sweep Time
3.4s


Detector Type
Peak




Sum 

Port 1 

Port 2 

Port 3 

Port 4 

Sum	PD	Port 1	Port 2	Port 3	Port 4
(dBm/RBW)	(dBm/RBW)	(dBm/RBW)	(dBm/RBW)	(dBm/RBW)	(dBm/RBW)
-0.13	-0.13	-5.99	-5.98	-5.66	-5.80

802.11g_Nss1,(6Mbps)_4TX

PSD

2412MHz

05/02/2021

CF
2.412GHz

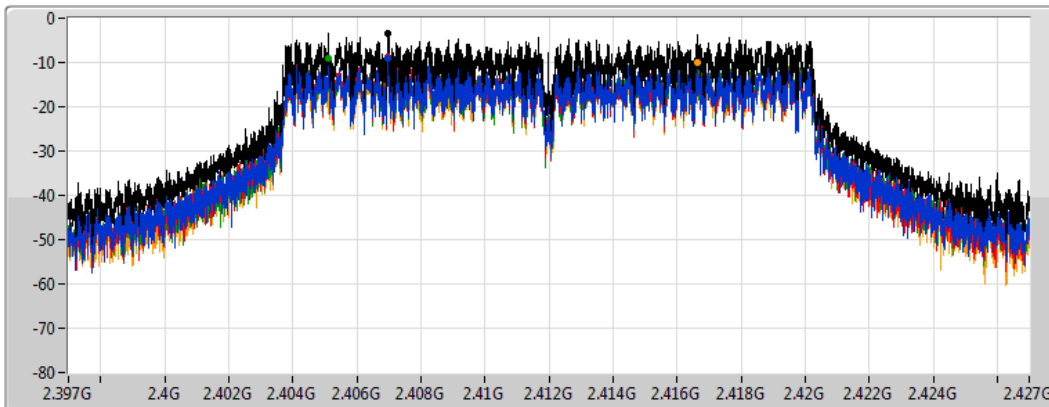
Span
30MHz


RBW
3kHz


VBW
10kHz


Sweep Time
3.4s


Detector Type
Peak




Sum 

Port 1 

Port 2 

Port 3 

Port 4 

Sum	PD	Port 1	Port 2	Port 3	Port 4
(dBm/RBW)	(dBm/RBW)	(dBm/RBW)	(dBm/RBW)	(dBm/RBW)	(dBm/RBW)
-3.38	-3.38	-9.14	-8.84	-9.04	-9.99

802.11g_Nss1,(6Mbps)_4TX

PSD

2437MHz

05/02/2021

CF
2.437GHz

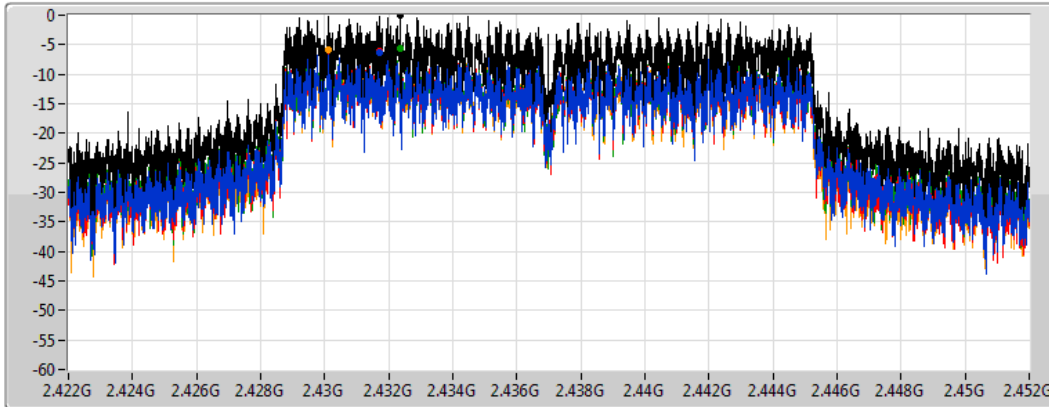
Span
30MHz


RBW
3kHz


VBW
10kHz


Sweep Time
3.4s


Detector Type
Peak




Sum 

Port 1 

Port 2 

Port 3 

Port 4 

Sum	PD	Port 1	Port 2	Port 3	Port 4
(dBm/RBW)	(dBm/RBW)	(dBm/RBW)	(dBm/RBW)	(dBm/RBW)	(dBm/RBW)
-0.09	-0.09	-6.36	-6.18	-5.58	-5.75

802.11g_Nss1,(6Mbps)_4TX

PSD

2462MHz

05/02/2021

CF
2.462GHz

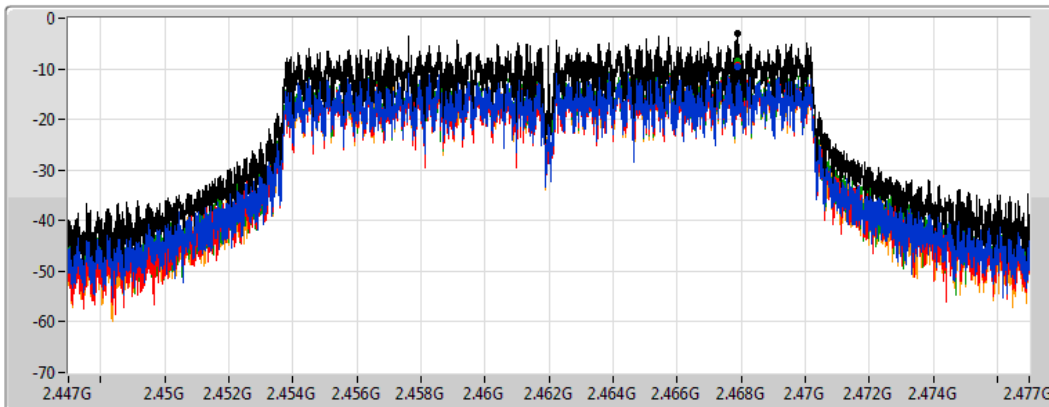
Span
30MHz


RBW
3kHz


VBW
10kHz


Sweep Time
3.4s


Detector Type
Peak




Sum 

Port 1 

Port 2 

Port 3 

Port 4 

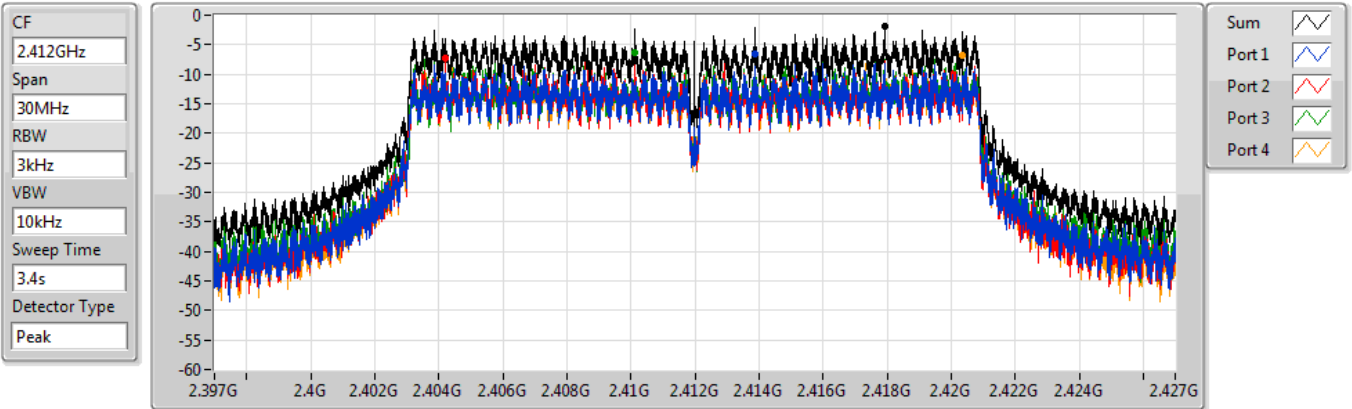
Sum	PD	Port 1	Port 2	Port 3	Port 4
(dBm/RBW)	(dBm/RBW)	(dBm/RBW)	(dBm/RBW)	(dBm/RBW)	(dBm/RBW)
-2.93	-2.93	-9.55	-9.20	-8.38	-8.75

802.11ax HEW20_Nss1,(MCS0)_4TX

PSD

2412MHz

05/02/2021



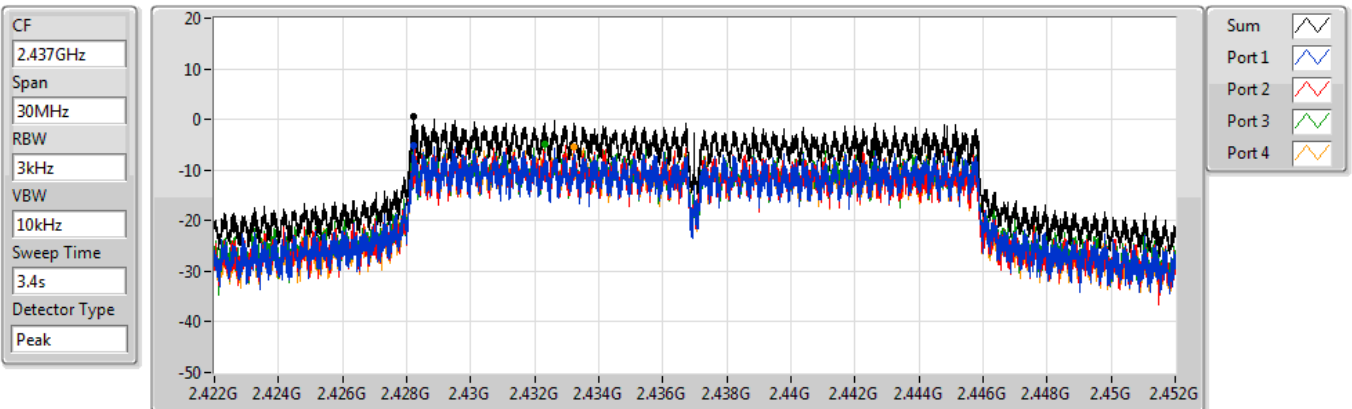
Sum	PD	Port 1	Port 2	Port 3	Port 4
(dBm/RBW)	(dBm/RBW)	(dBm/RBW)	(dBm/RBW)	(dBm/RBW)	(dBm/RBW)
-1.94	-1.94	-6.64	-7.33	-6.38	-6.84

802.11ax HEW20_Nss1,(MCS0)_4TX

PSD

2437MHz

05/02/2021



Sum	PD	Port 1	Port 2	Port 3	Port 4
(dBm/RBW)	(dBm/RBW)	(dBm/RBW)	(dBm/RBW)	(dBm/RBW)	(dBm/RBW)
0.58	0.58	-5.06	-5.25	-4.95	-5.56

802.11ax HEW20_Nss1,(MCS0)_4TX

PSD

2462MHz

05/02/2021

CF
2.462GHz

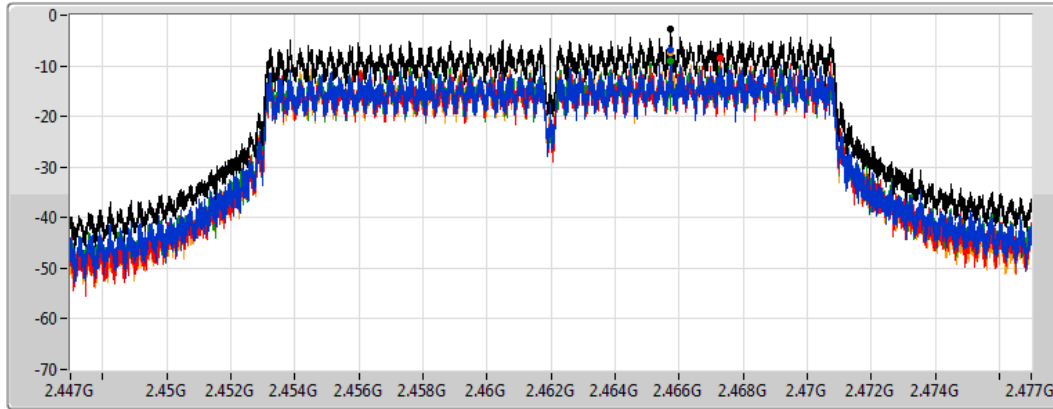
Span
30MHz


RBW
3kHz


VBW
10kHz


Sweep Time
3.4s


Detector Type
Peak




Sum 

Port 1 

Port 2 

Port 3 

Port 4 

Sum	PD	Port 1	Port 2	Port 3	Port 4
(dBm/RBW)	(dBm/RBW)	(dBm/RBW)	(dBm/RBW)	(dBm/RBW)	(dBm/RBW)
-2.65	-2.65	-6.80	-8.60	-9.01	-7.30

802.11ax HEW40_Nss1,(MCS0)_4TX

PSD

2422MHz

05/02/2021

CF
2.422GHz

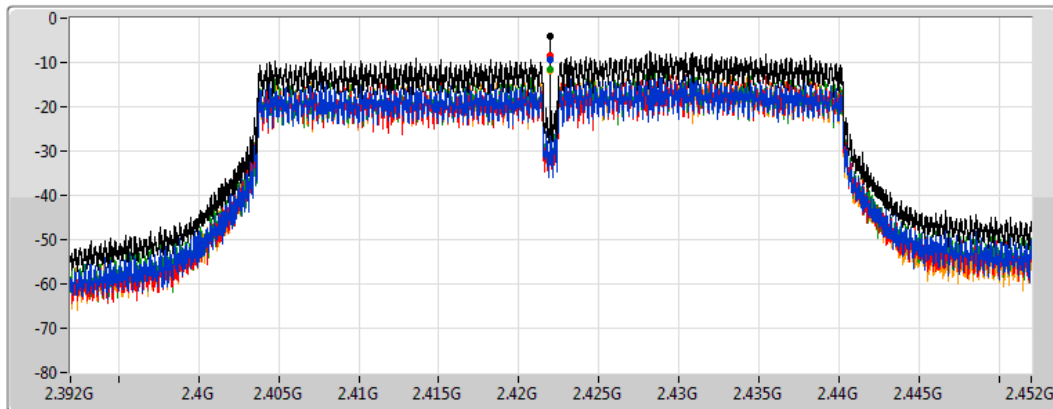
Span
60MHz


RBW
3kHz


VBW
10kHz


Sweep Time
6.8s


Detector Type
Peak




Sum 

Port 1 

Port 2 

Port 3 

Port 4 

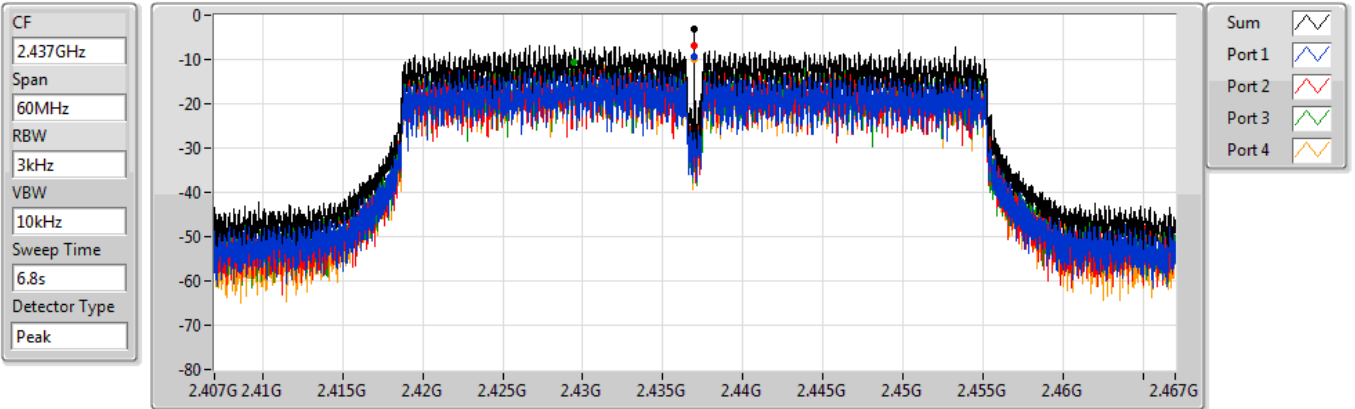
Sum	PD	Port 1	Port 2	Port 3	Port 4
(dBm/RBW)	(dBm/RBW)	(dBm/RBW)	(dBm/RBW)	(dBm/RBW)	(dBm/RBW)
-4.10	-4.10	-9.44	-8.54	-11.70	-11.72

802.11ax HEW40_Nss1,(MCS0)_4TX

PSD

2437MHz

05/02/2021



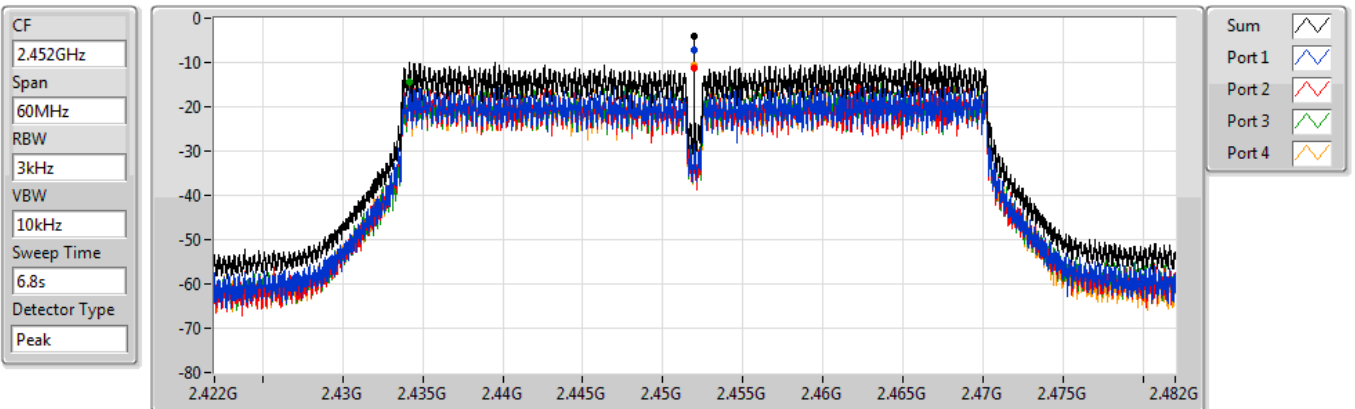
Sum	PD	Port 1	Port 2	Port 3	Port 4
(dBm/RBW)	(dBm/RBW)	(dBm/RBW)	(dBm/RBW)	(dBm/RBW)	(dBm/RBW)
-3.23	-3.23	-9.40	-6.90	-10.48	-10.07

802.11ax HEW40_Nss1,(MCS0)_4TX

PSD

2452MHz

05/02/2021



Sum	PD	Port 1	Port 2	Port 3	Port 4
(dBm/RBW)	(dBm/RBW)	(dBm/RBW)	(dBm/RBW)	(dBm/RBW)	(dBm/RBW)
-4.18	-4.18	-7.22	-11.27	-14.36	-10.66



Summary

Mode	PD (dBm/RBW)
2.4-2.4835GHz	-
802.11b_Nss1,(1Mbps)_4TX	4.23
802.11g_Nss1,(6Mbps)_4TX	1.71
802.11ax HEW20_Nss1,(MCS0)_4TX	-0.62
802.11ax HEW40_Nss1,(MCS0)_4TX	-4.86

RBW = 3kHz;



Result

Mode	Result	DG (dBi)	Port 1 (dBm/RBW)	Port 2 (dBm/RBW)	Port 3 (dBm/RBW)	Port 4 (dBm/RBW)	PD (dBm/RBW)	PD Limit (dBm/RBW)
802.11b_Nss1,(1Mbps)_4TX	-	-	-	-	-	-	-	-
2412MHz	Pass	5.77	-6.86	-6.40	-6.98	-7.92	-1.62	8.00
2437MHz	Pass	5.77	-1.17	-0.78	-1.81	-2.56	4.23	8.00
2462MHz	Pass	5.77	-8.78	-8.36	-9.59	-10.16	-3.43	8.00
802.11g_Nss1,(6Mbps)_4TX	-	-	-	-	-	-	-	-
2412MHz	Pass	5.77	-8.08	-7.69	-8.53	-9.12	-2.57	8.00
2437MHz	Pass	5.77	-3.70	-3.96	-4.50	-5.21	1.71	8.00
2462MHz	Pass	5.77	-8.36	-8.42	-9.70	-10.28	-3.10	8.00
802.11ax HEW20_Nss1,(MCS0)_4TX	-	-	-	-	-	-	-	-
2412MHz	Pass	5.77	-8.69	-8.07	-9.29	-10.04	-4.58	8.00
2437MHz	Pass	5.77	-4.28	-4.09	-5.75	-5.25	-0.62	8.00
2462MHz	Pass	5.77	-10.69	-10.24	-11.54	-11.57	-5.97	8.00
802.11ax HEW40_Nss1,(MCS0)_4TX	-	-	-	-	-	-	-	-
2422MHz	Pass	5.77	-11.54	-11.44	-11.31	-10.64	-5.88	8.00
2437MHz	Pass	5.77	-11.07	-10.59	-10.33	-9.32	-4.86	8.00
2452MHz	Pass	5.77	-12.75	-13.77	-13.93	-14.98	-7.87	8.00

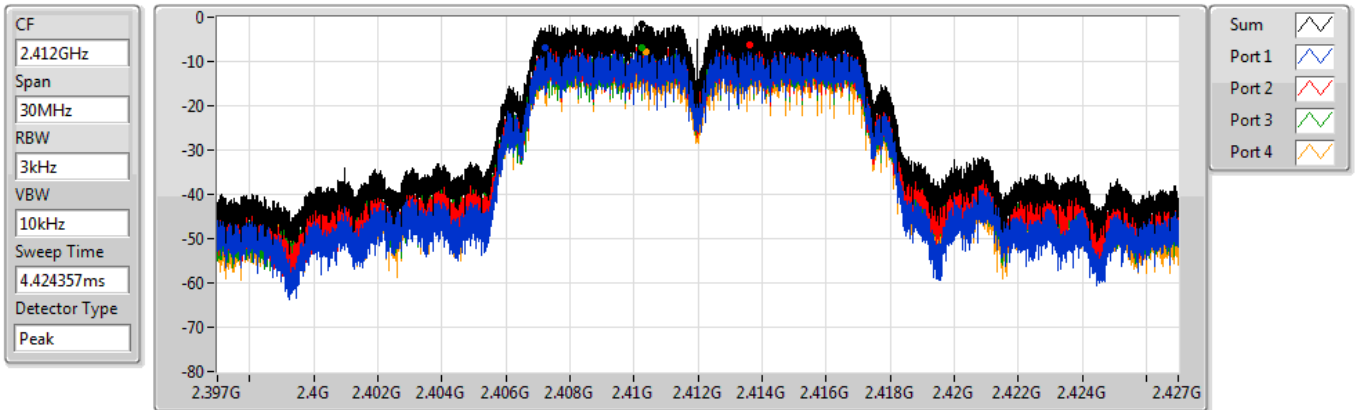
DG = Directional Gain; RBW = 3kHz;
 PD = trace bin-by-bin of each transmits port summing can be performed maximum power density; Port X = Port X Power Density;

802.11b_Nss1,(1Mbps)_4TX

PSD

2412MHz

05/02/2021



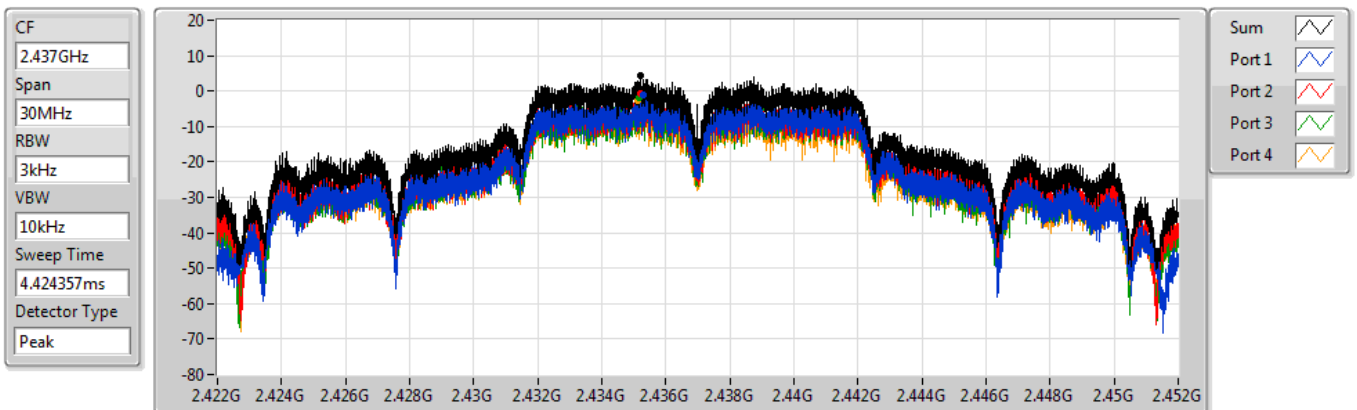
Sum	PD	Port 1	Port 2	Port 3	Port 4
(dBm/RBW)	(dBm/RBW)	(dBm/RBW)	(dBm/RBW)	(dBm/RBW)	(dBm/RBW)
-1.62	-1.62	-6.86	-6.40	-6.98	-7.92

802.11b_Nss1,(1Mbps)_4TX

PSD

2437MHz

05/02/2021



Sum	PD	Port 1	Port 2	Port 3	Port 4
(dBm/RBW)	(dBm/RBW)	(dBm/RBW)	(dBm/RBW)	(dBm/RBW)	(dBm/RBW)
4.23	4.23	-1.17	-0.78	-1.81	-2.56

802.11b_Nss1,(1Mbps)_4TX

PSD

2462MHz

05/02/2021

CF
2.462GHz

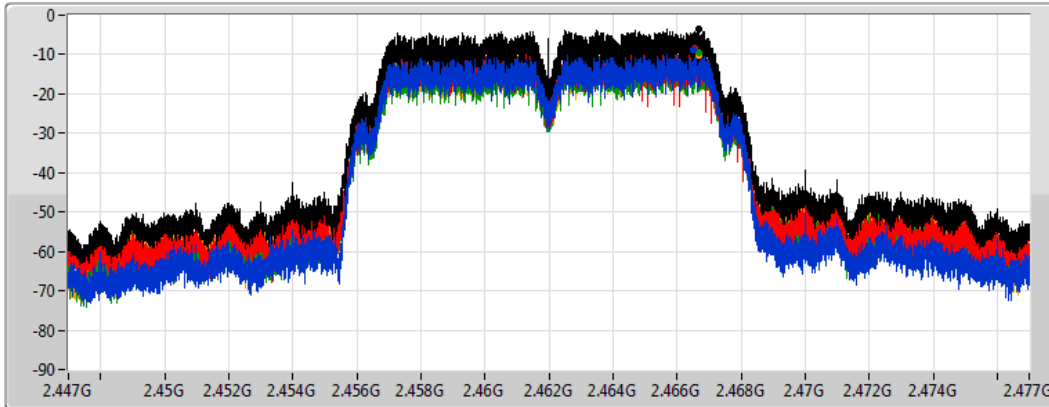
Span
30MHz


RBW
3kHz


VBW
10kHz


Sweep Time
4.424357ms


Detector Type
Peak




Sum 

Port 1 

Port 2 

Port 3 

Port 4 

Sum	PD	Port 1	Port 2	Port 3	Port 4
(dBm/RBW)	(dBm/RBW)	(dBm/RBW)	(dBm/RBW)	(dBm/RBW)	(dBm/RBW)
-3.43	-3.43	-8.78	-8.36	-9.59	-10.16

802.11g_Nss1,(6Mbps)_4TX

PSD

2412MHz

05/02/2021

CF
2.412GHz

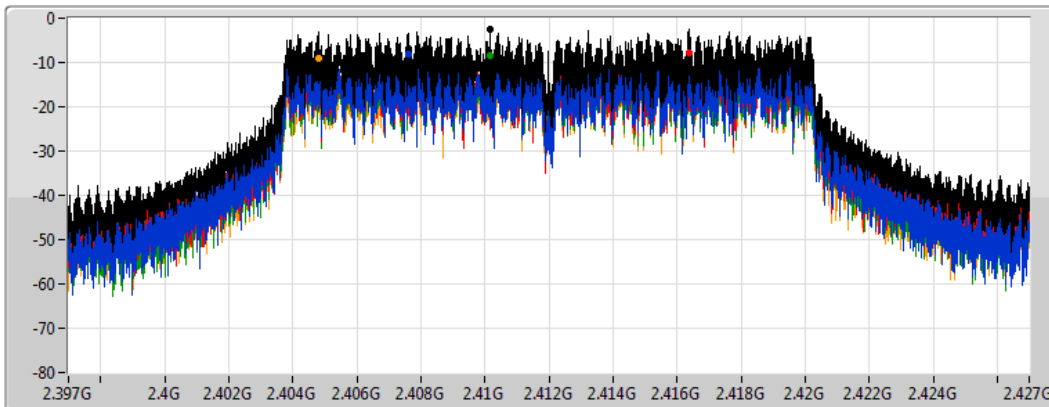
Span
30MHz


RBW
3kHz


VBW
10kHz


Sweep Time
4.424357ms


Detector Type
Peak




Sum 

Port 1 

Port 2 

Port 3 

Port 4 

Sum	PD	Port 1	Port 2	Port 3	Port 4
(dBm/RBW)	(dBm/RBW)	(dBm/RBW)	(dBm/RBW)	(dBm/RBW)	(dBm/RBW)
-2.57	-2.57	-8.08	-7.69	-8.53	-9.12

802.11g_Nss1,(6Mbps)_4TX

PSD

2437MHz

05/02/2021

CF
2.437GHz

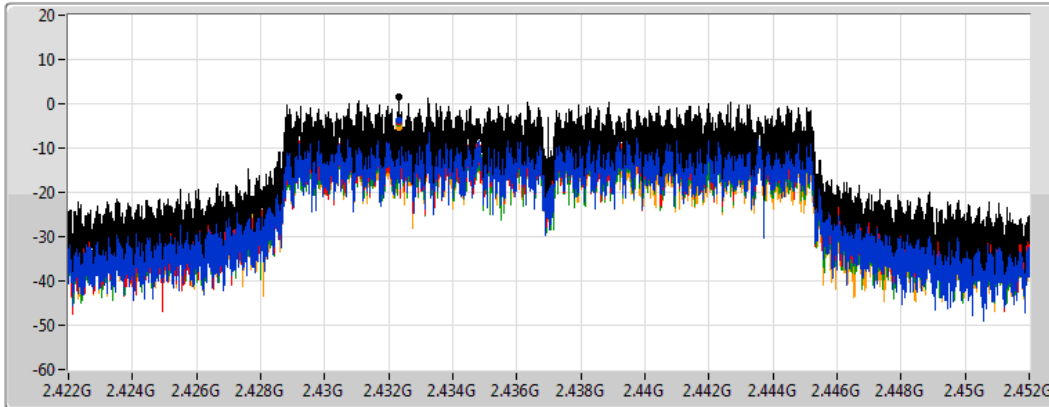
Span
30MHz


RBW
3kHz


VBW
10kHz


Sweep Time
4.424357ms


Detector Type
Peak




Sum 

Port 1 

Port 2 

Port 3 

Port 4 

Sum	PD	Port 1	Port 2	Port 3	Port 4
(dBm/RBW)	(dBm/RBW)	(dBm/RBW)	(dBm/RBW)	(dBm/RBW)	(dBm/RBW)
1.71	1.71	-3.70	-3.96	-4.50	-5.21

802.11g_Nss1,(6Mbps)_4TX

PSD

2462MHz

05/02/2021

CF
2.462GHz

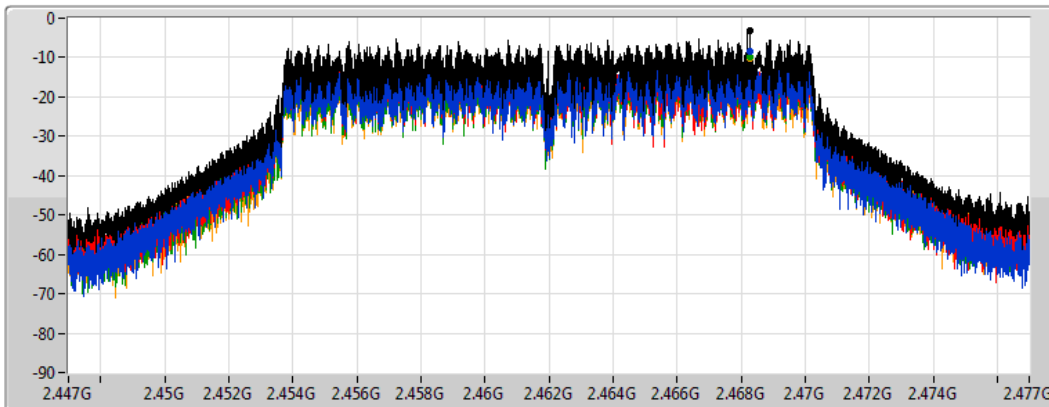
Span
30MHz


RBW
3kHz


VBW
10kHz


Sweep Time
4.424357ms


Detector Type
Peak




Sum 

Port 1 

Port 2 

Port 3 

Port 4 

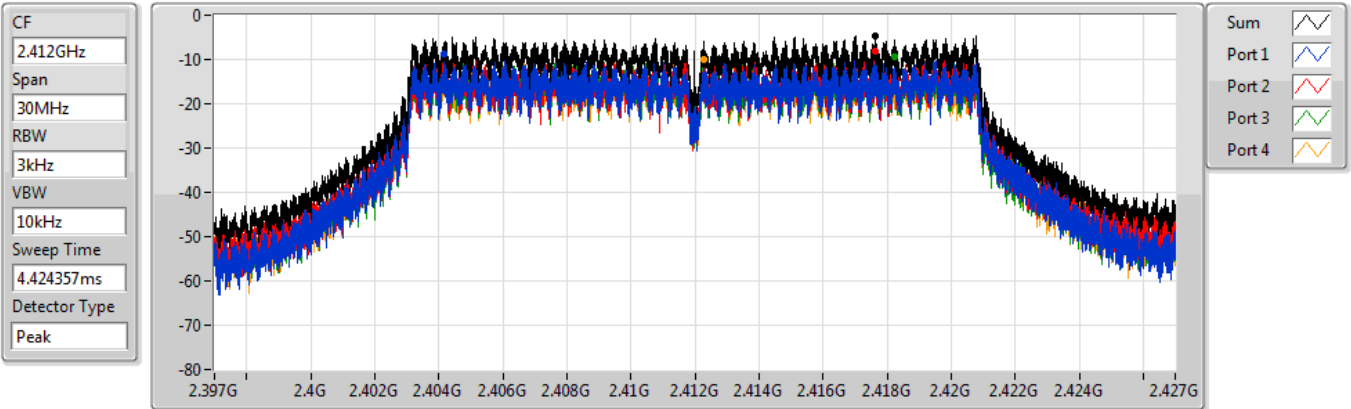
Sum	PD	Port 1	Port 2	Port 3	Port 4
(dBm/RBW)	(dBm/RBW)	(dBm/RBW)	(dBm/RBW)	(dBm/RBW)	(dBm/RBW)
-3.10	-3.10	-8.36	-8.42	-9.70	-10.28

802.11ax HEW20_Nss1,(MCS0)_4TX

PSD

2412MHz

05/02/2021



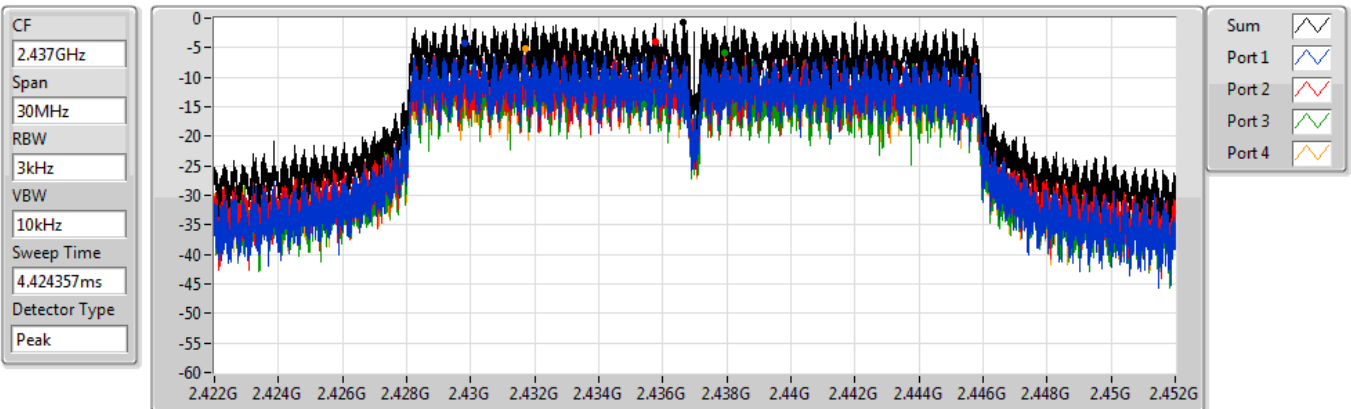
Sum	PD	Port 1	Port 2	Port 3	Port 4
(dBm/RBW)	(dBm/RBW)	(dBm/RBW)	(dBm/RBW)	(dBm/RBW)	(dBm/RBW)
-4.58	-4.58	-8.69	-8.07	-9.29	-10.04

802.11ax HEW20_Nss1,(MCS0)_4TX

PSD

2437MHz

05/02/2021



Sum	PD	Port 1	Port 2	Port 3	Port 4
(dBm/RBW)	(dBm/RBW)	(dBm/RBW)	(dBm/RBW)	(dBm/RBW)	(dBm/RBW)
-0.62	-0.62	-4.28	-4.09	-5.75	-5.25

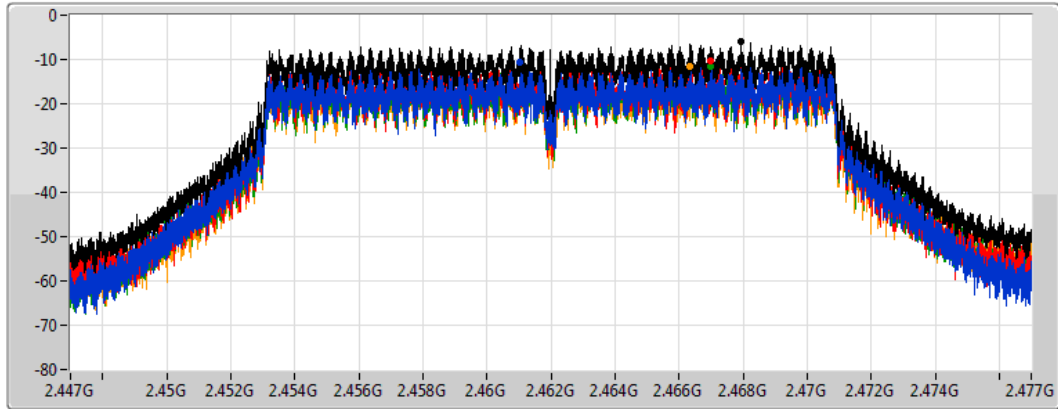
802.11ax HEW20_Nss1,(MCS0)_4TX






PSD

2462MHz

05/02/2021

CF
2.462GHz
Span
30MHz
RBW
3kHz
VBW
10kHz
Sweep Time
4.424357ms
Detector Type
Peak



Sum 
Port 1 
Port 2 
Port 3 
Port 4 

Sum	PD	Port 1	Port 2	Port 3	Port 4
(dBm/RBW)	(dBm/RBW)	(dBm/RBW)	(dBm/RBW)	(dBm/RBW)	(dBm/RBW)
-5.97	-5.97	-10.69	-10.24	-11.54	-11.57

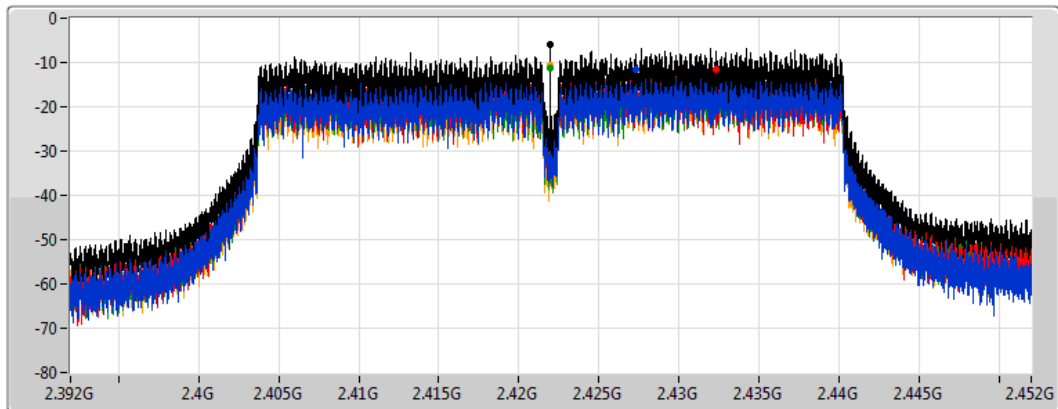
802.11ax HEW40_Nss1,(MCS0)_4TX






PSD

2422MHz

05/02/2021

CF
2.422GHz
Span
60MHz
RBW
3kHz
VBW
10kHz
Sweep Time
8.848933ms
Detector Type
Peak



Sum 
Port 1 
Port 2 
Port 3 
Port 4 

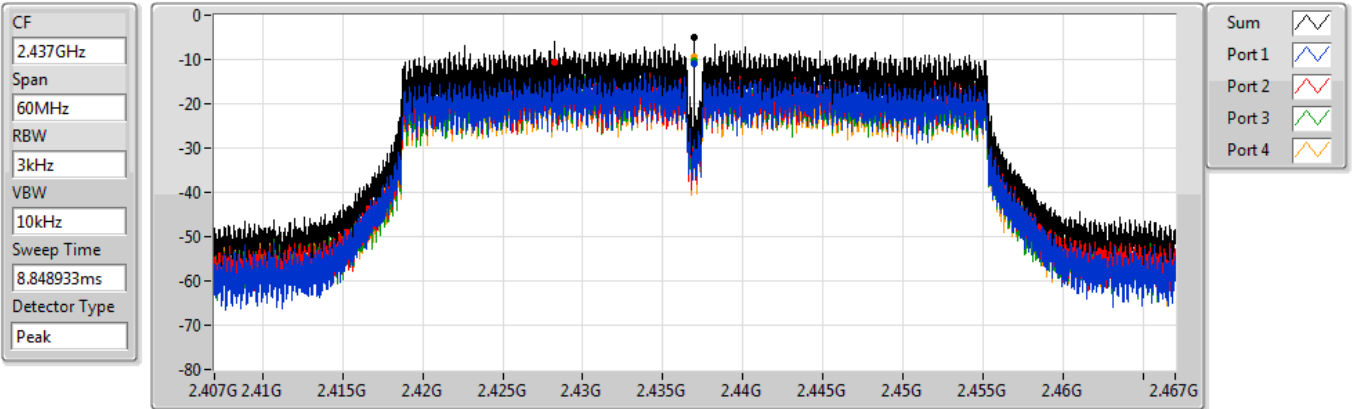
Sum	PD	Port 1	Port 2	Port 3	Port 4
(dBm/RBW)	(dBm/RBW)	(dBm/RBW)	(dBm/RBW)	(dBm/RBW)	(dBm/RBW)
-5.88	-5.88	-11.54	-11.44	-11.31	-10.64

802.11ax HEW40_Nss1,(MCS0)_4TX

PSD

2437MHz

05/02/2021



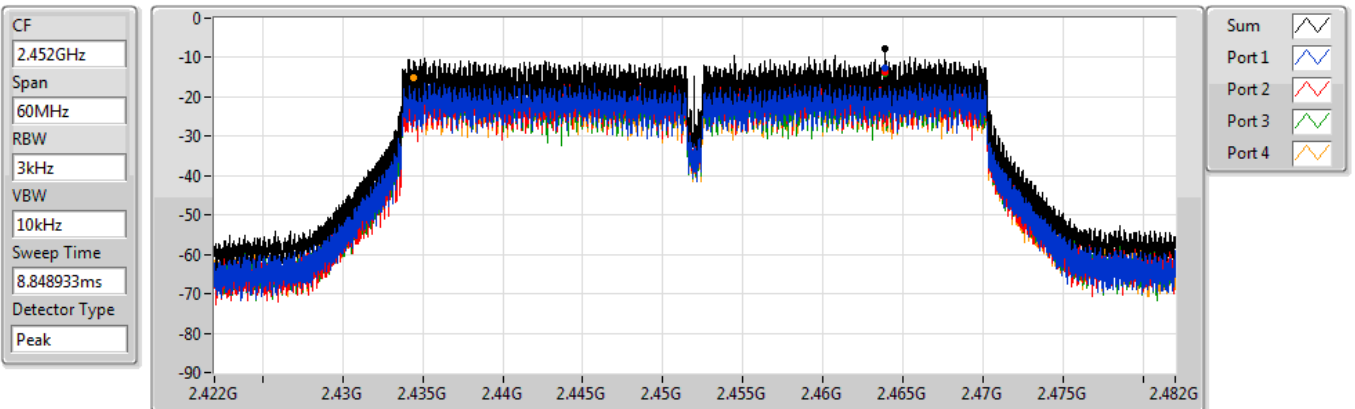
Sum	PD	Port 1	Port 2	Port 3	Port 4
(dBm/RBW)	(dBm/RBW)	(dBm/RBW)	(dBm/RBW)	(dBm/RBW)	(dBm/RBW)
-4.86	-4.86	-11.07	-10.59	-10.33	-9.32

802.11ax HEW40_Nss1,(MCS0)_4TX

PSD

2452MHz

05/02/2021



Sum	PD	Port 1	Port 2	Port 3	Port 4
(dBm/RBW)	(dBm/RBW)	(dBm/RBW)	(dBm/RBW)	(dBm/RBW)	(dBm/RBW)
-7.87	-7.87	-12.75	-13.77	-13.93	-14.98



Summary

Mode	PD (dBm/RBW)
2.4-2.4835GHz	-
802.11ax HEW20-BF_Nss1,(MCS0)_4TX	1.47
802.11ax HEW40-BF_Nss1,(MCS0)_4TX	0.53

RBW = 3kHz;



Result

Mode	Result	DG (dBi)	Port 1 (dBm/RBW)	Port 2 (dBm/RBW)	Port 3 (dBm/RBW)	Port 4 (dBm/RBW)	PD (dBm/RBW)	PD Limit (dBm/RBW)
802.11ax HEW20-BF_Nss1,(MCS0)_4TX	-	-	-	-	-	-	-	-
2412MHz	Pass	5.77	-6.08	-6.83	-4.60	-7.19	-2.14	8.00
2437MHz	Pass	5.77	-2.92	-2.72	-2.67	-3.08	1.47	8.00
2462MHz	Pass	5.77	-7.99	-6.89	-7.05	-7.50	-3.17	8.00
802.11ax HEW40-BF_Nss1,(MCS0)_4TX	-	-	-	-	-	-	-	-
2422MHz	Pass	5.77	-6.39	-2.69	-4.60	-9.86	0.53	8.00
2437MHz	Pass	5.77	-7.36	-5.77	-4.24	-7.36	-0.30	8.00
2452MHz	Pass	5.77	-14.76	-12.98	-13.27	-15.16	-8.10	8.00

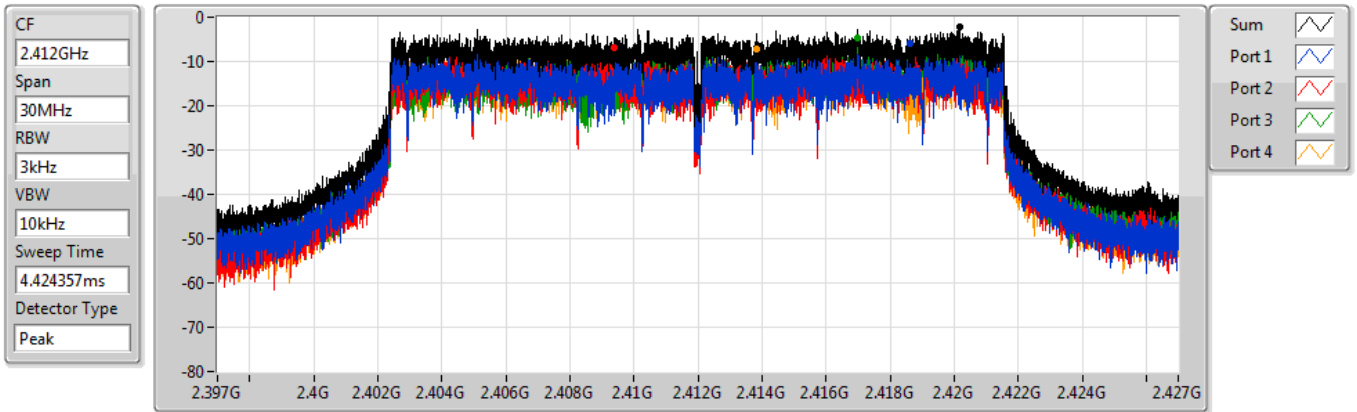
DG = Directional Gain; RBW = 3kHz;
PD = trace bin-by-bin of each transmits port summing can be performed maximum power density; Port X = Port X Power Density;

802.11ax HEW20-BF_Nss1,(MCS0)_4TX

PSD

2412MHz

24/02/2021



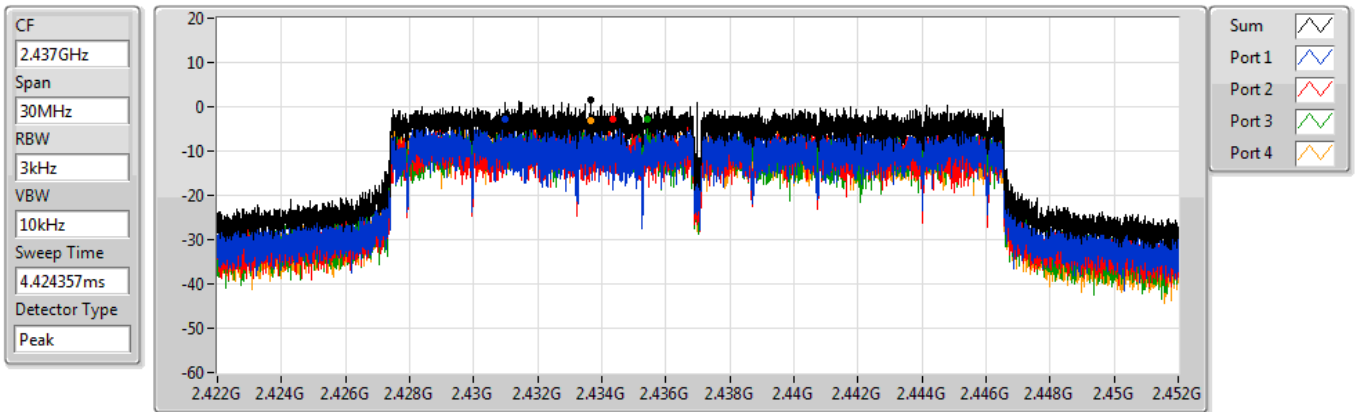
Sum	PD	Port 1	Port 2	Port 3	Port 4
(dBm/RBW)	(dBm/RBW)	(dBm/RBW)	(dBm/RBW)	(dBm/RBW)	(dBm/RBW)
-2.14	-2.14	-6.08	-6.83	-4.60	-7.19

802.11ax HEW20-BF_Nss1,(MCS0)_4TX

PSD

2437MHz

17/03/2021



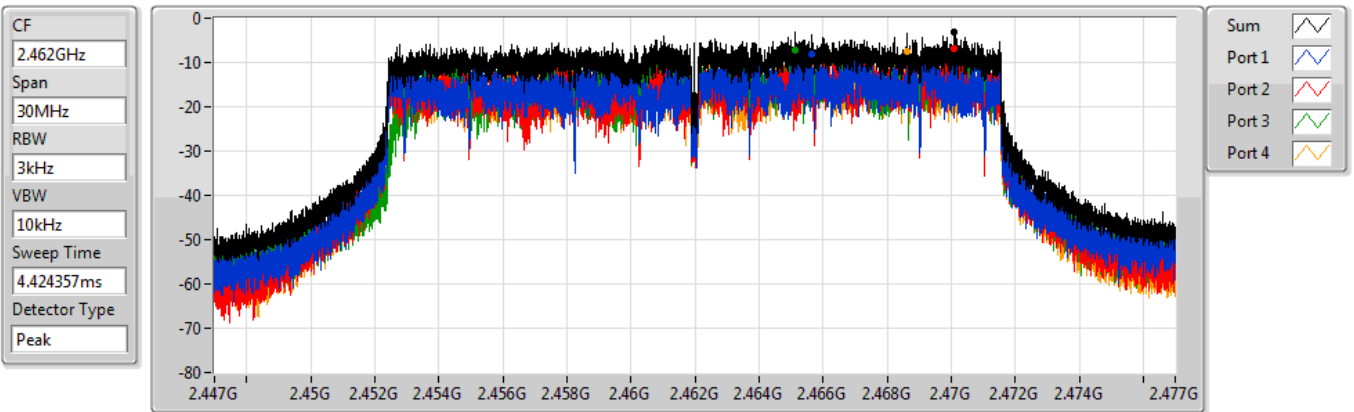
Sum	PD	Port 1	Port 2	Port 3	Port 4
(dBm/RBW)	(dBm/RBW)	(dBm/RBW)	(dBm/RBW)	(dBm/RBW)	(dBm/RBW)
1.47	1.47	-2.92	-2.72	-2.67	-3.08

802.11ax HEW20-BF_Nss1,(MCS0)_4TX

PSD

2462MHz

24/02/2021



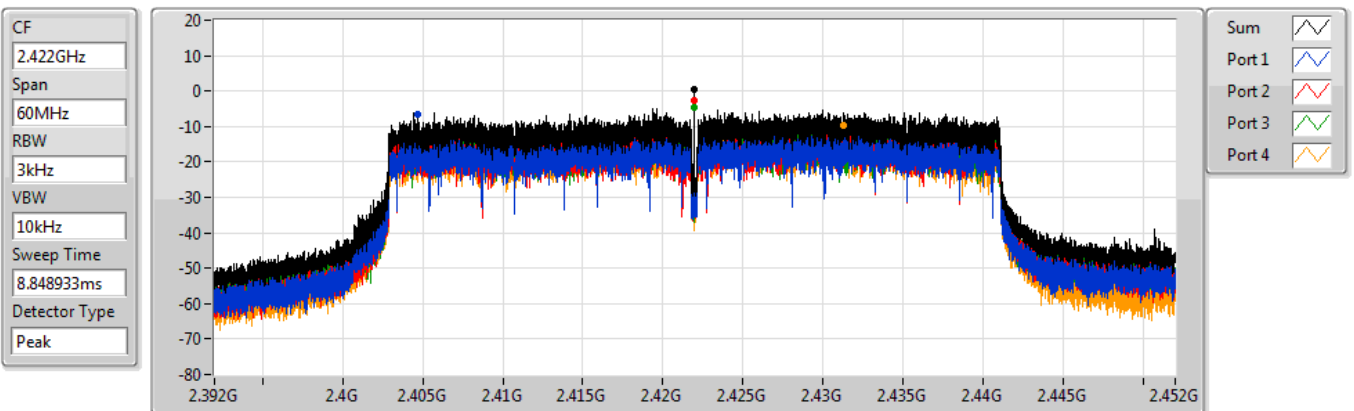
Sum	PD	Port 1	Port 2	Port 3	Port 4
(dBm/RBW)	(dBm/RBW)	(dBm/RBW)	(dBm/RBW)	(dBm/RBW)	(dBm/RBW)
-3.17	-3.17	-7.99	-6.89	-7.05	-7.50

802.11ax HEW40-BF_Nss1,(MCS0)_4TX

PSD

2422MHz

05/03/2021



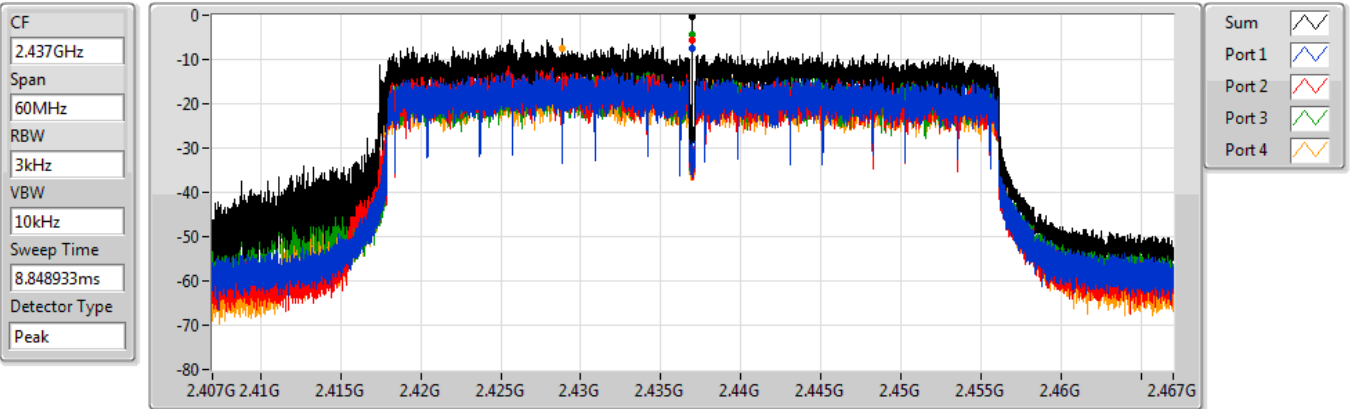
Sum	PD	Port 1	Port 2	Port 3	Port 4
(dBm/RBW)	(dBm/RBW)	(dBm/RBW)	(dBm/RBW)	(dBm/RBW)	(dBm/RBW)
0.53	0.53	-6.39	-2.69	-4.60	-9.86

802.11ax HEW40-BF_Nss1,(MCS0)_4TX

PSD

2437MHz

05/03/2021



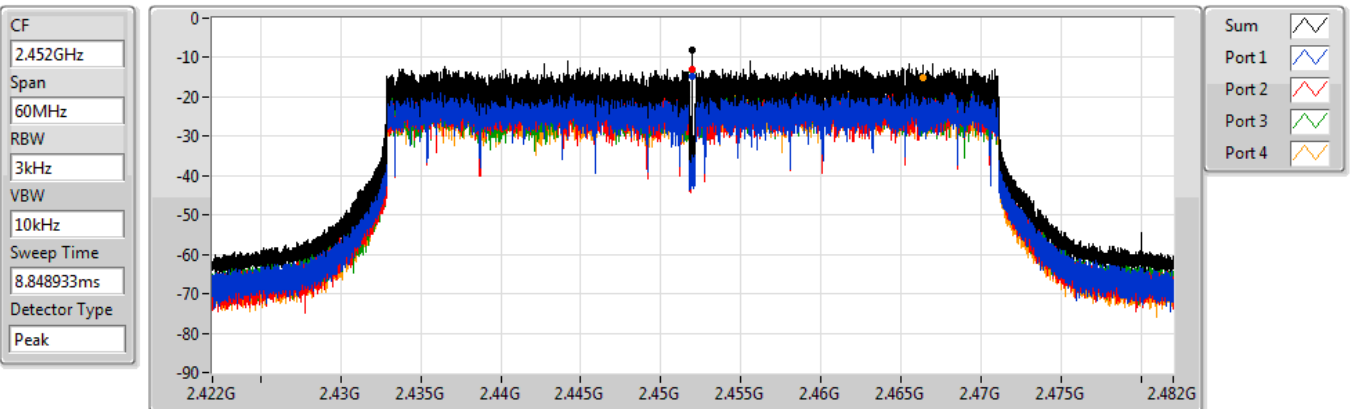
Sum	PD	Port 1	Port 2	Port 3	Port 4
(dBm/RBW)	(dBm/RBW)	(dBm/RBW)	(dBm/RBW)	(dBm/RBW)	(dBm/RBW)
-0.30	-0.30	-7.36	-5.77	-4.24	-7.36

802.11ax HEW40-BF_Nss1,(MCS0)_4TX

PSD

2452MHz

05/03/2021



Sum	PD	Port 1	Port 2	Port 3	Port 4
(dBm/RBW)	(dBm/RBW)	(dBm/RBW)	(dBm/RBW)	(dBm/RBW)	(dBm/RBW)
-8.10	-8.10	-14.76	-12.98	-13.27	-15.16



Summary

Mode	PD (dBm/RBW)
2.4-2.4835GHz	-
802.11ax HEW20-BF_Nss1,(MCS0)_4TX	1.75
802.11ax HEW40-BF_Nss1,(MCS0)_4TX	-4.43

RBW = 3kHz;



Result

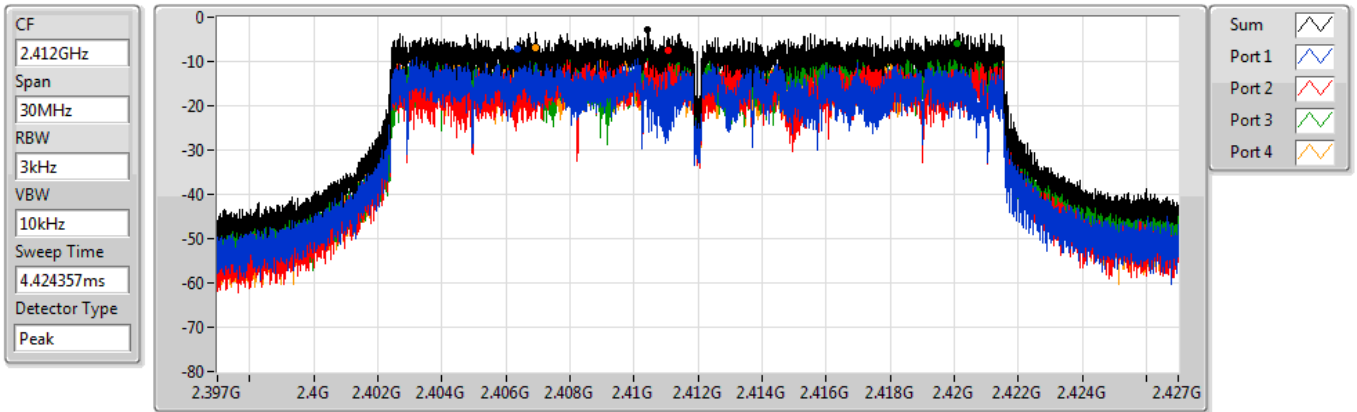
Mode	Result	DG (dBi)	Port 1 (dBm/RBW)	Port 2 (dBm/RBW)	Port 3 (dBm/RBW)	Port 4 (dBm/RBW)	PD (dBm/RBW)	PD Limit (dBm/RBW)
802.11ax HEW20-BF_Nss1,(MCS0)_4TX	-	-	-	-	-	-	-	-
2412MHz	Pass	5.77	-7.14	-7.53	-5.92	-6.90	-2.72	8.00
2437MHz	Pass	5.77	-3.66	-4.19	-2.64	-2.13	1.75	8.00
2462MHz	Pass	5.77	-11.12	-10.90	-9.30	-8.50	-5.20	8.00
802.11ax HEW40-BF_Nss1,(MCS0)_4TX	-	-	-	-	-	-	-	-
2422MHz	Pass	5.77	-10.69	-9.39	-6.67	-9.45	-5.37	8.00
2437MHz	Pass	5.77	-7.44	-8.03	-11.57	-11.34	-4.43	8.00
2452MHz	Pass	5.77	-15.85	-8.80	-14.56	-13.26	-8.27	8.00

DG = Directional Gain; RBW = 3kHz;
PD = trace bin-by-bin of each transmits port summing can be performed maximum power density; Port X = Port X Power Density;

802.11ax HEW20-BF_Nss1,(MCS0)_4TX
2412MHz

PSD

24/02/2021

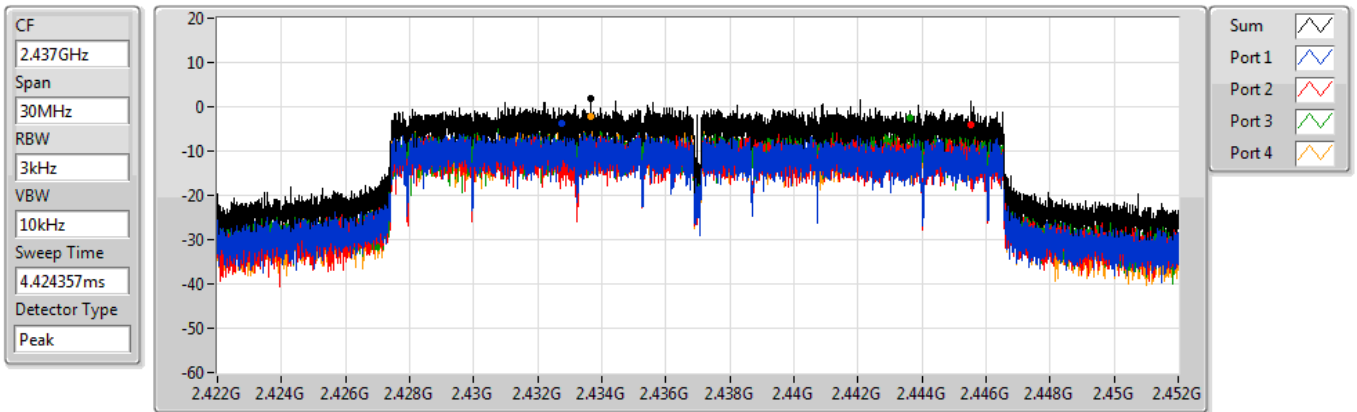


Sum	PD	Port 1	Port 2	Port 3	Port 4
(dBm/RBW)	(dBm/RBW)	(dBm/RBW)	(dBm/RBW)	(dBm/RBW)	(dBm/RBW)
-2.72	-2.72	-7.14	-7.53	-5.92	-6.90

802.11ax HEW20-BF_Nss1,(MCS0)_4TX
2437MHz

PSD

17/03/2021



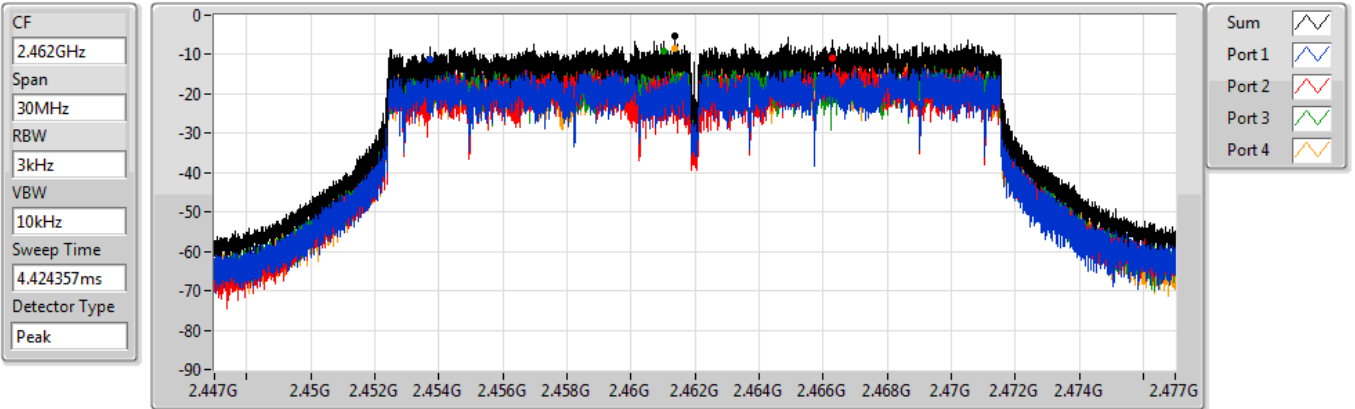
Sum	PD	Port 1	Port 2	Port 3	Port 4
(dBm/RBW)	(dBm/RBW)	(dBm/RBW)	(dBm/RBW)	(dBm/RBW)	(dBm/RBW)
1.75	1.75	-3.66	-4.19	-2.64	-2.13

802.11ax HEW20-BF_Nss1,(MCS0)_4TX

PSD

2462MHz

24/02/2021



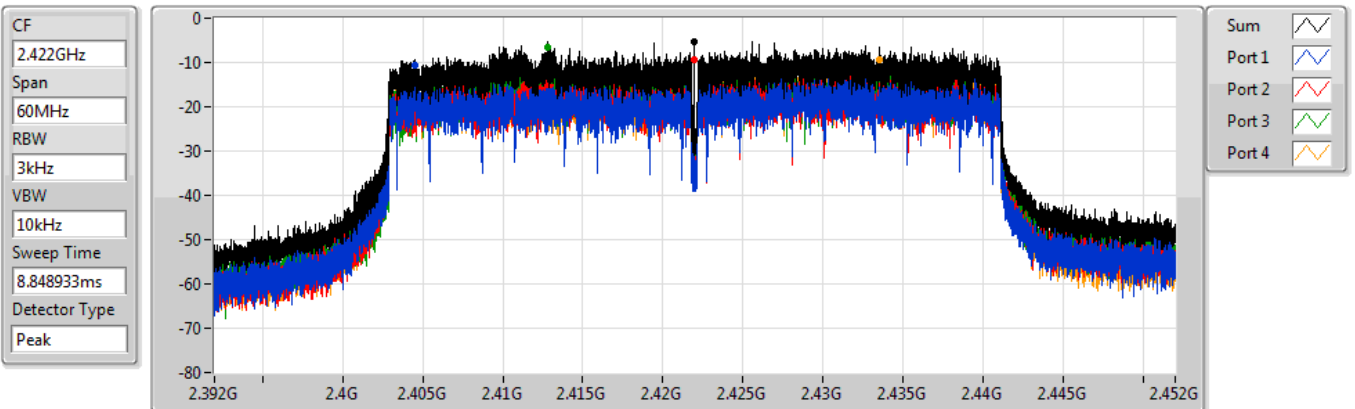
Sum	PD	Port 1	Port 2	Port 3	Port 4
(dBm/RBW)	(dBm/RBW)	(dBm/RBW)	(dBm/RBW)	(dBm/RBW)	(dBm/RBW)
-5.20	-5.20	-11.12	-10.90	-9.30	-8.50

802.11ax HEW40-BF_Nss1,(MCS0)_4TX

PSD

2422MHz

05/03/2021



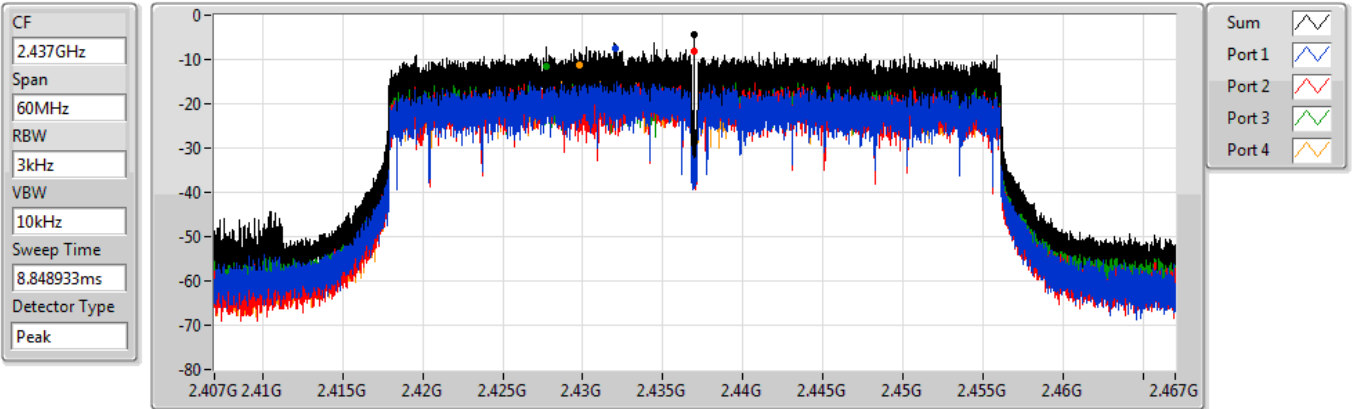
Sum	PD	Port 1	Port 2	Port 3	Port 4
(dBm/RBW)	(dBm/RBW)	(dBm/RBW)	(dBm/RBW)	(dBm/RBW)	(dBm/RBW)
-5.37	-5.37	-10.69	-9.39	-6.67	-9.45

802.11ax HEW40-BF_Nss1,(MCS0)_4TX

PSD

2437MHz

05/03/2021



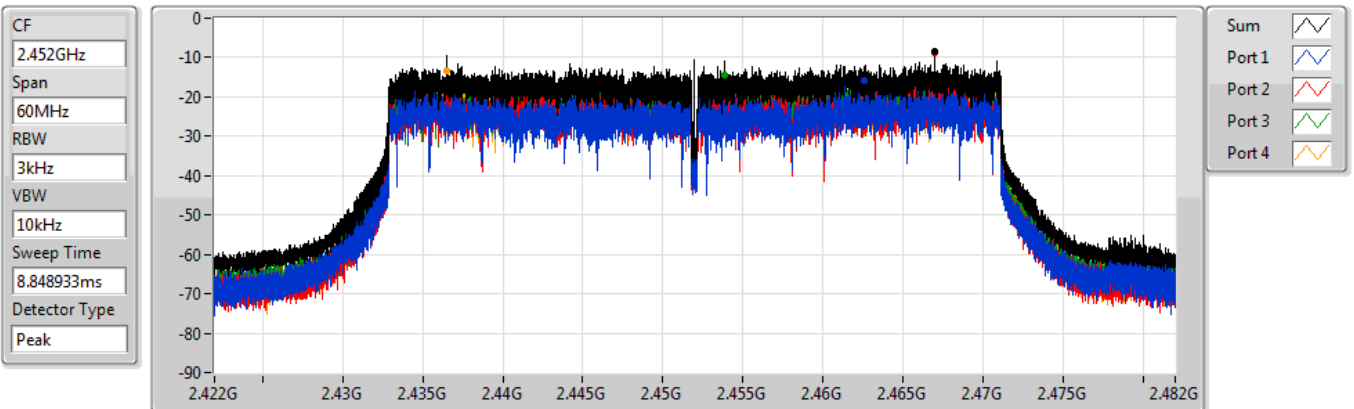
Sum	PD	Port 1	Port 2	Port 3	Port 4
(dBm/RBW)	(dBm/RBW)	(dBm/RBW)	(dBm/RBW)	(dBm/RBW)	(dBm/RBW)
-4.43	-4.43	-7.44	-8.03	-11.57	-11.34

802.11ax HEW40-BF_Nss1,(MCS0)_4TX

PSD

2452MHz

05/03/2021



Sum	PD	Port 1	Port 2	Port 3	Port 4
(dBm/RBW)	(dBm/RBW)	(dBm/RBW)	(dBm/RBW)	(dBm/RBW)	(dBm/RBW)
-8.27	-8.27	-15.85	-8.80	-14.56	-13.26



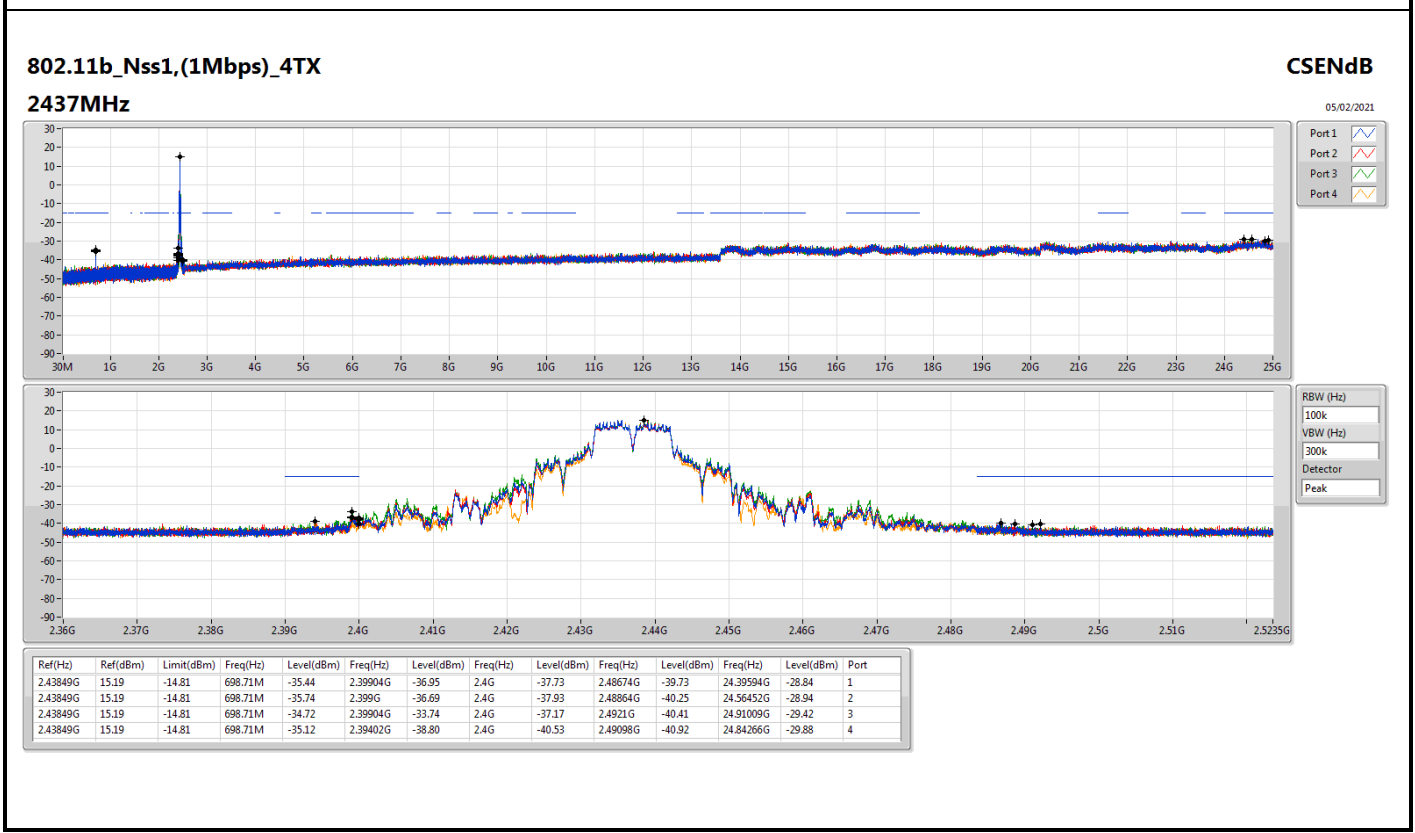
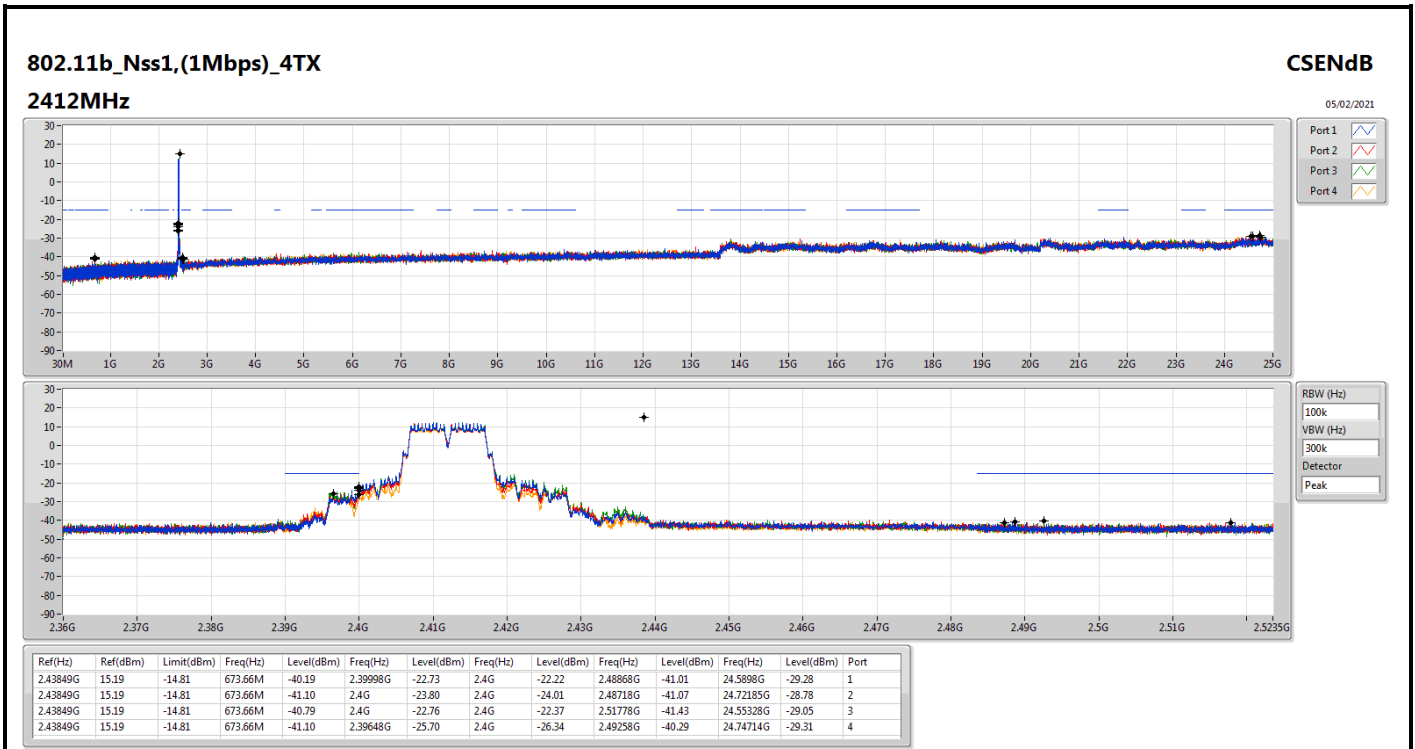
Summary

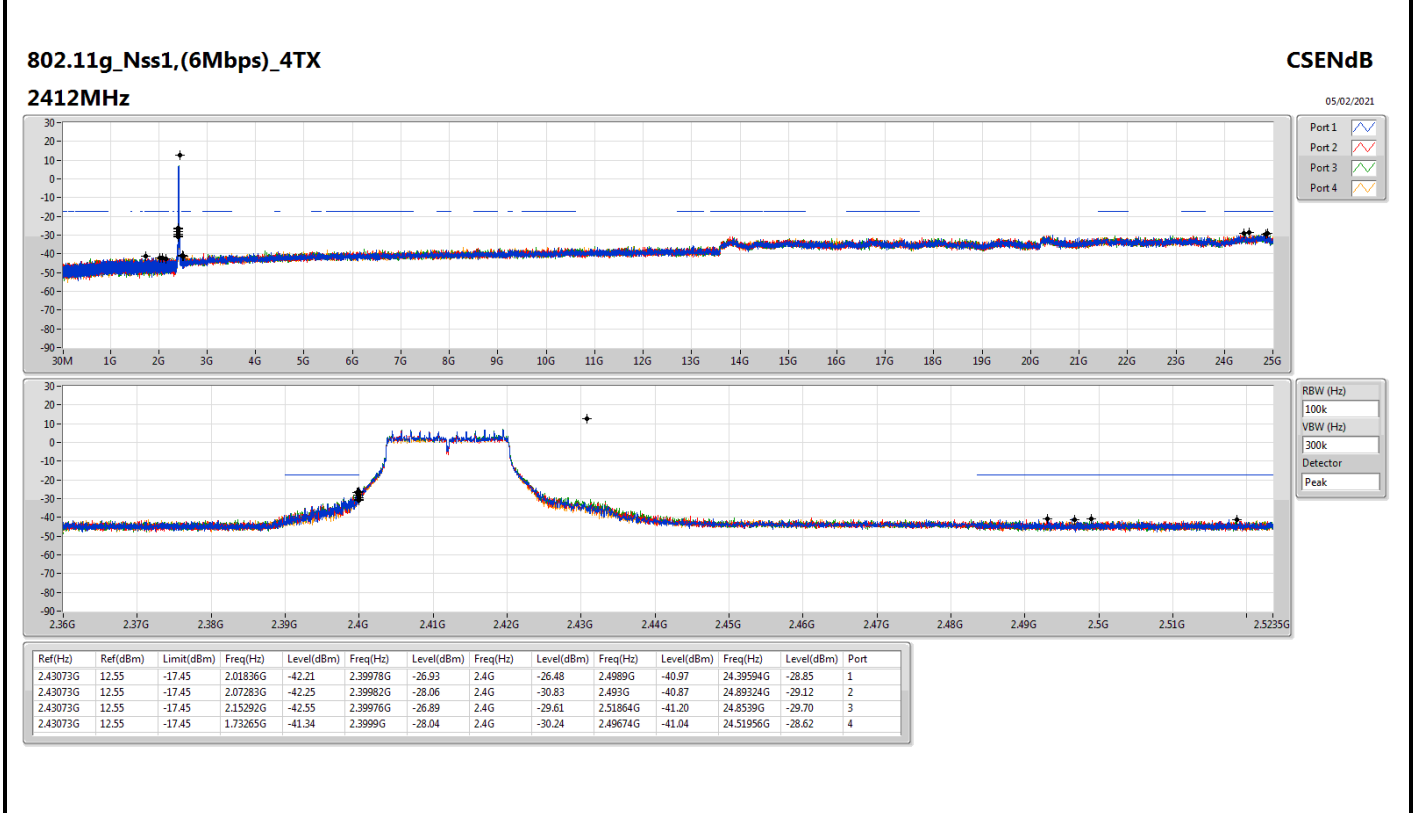
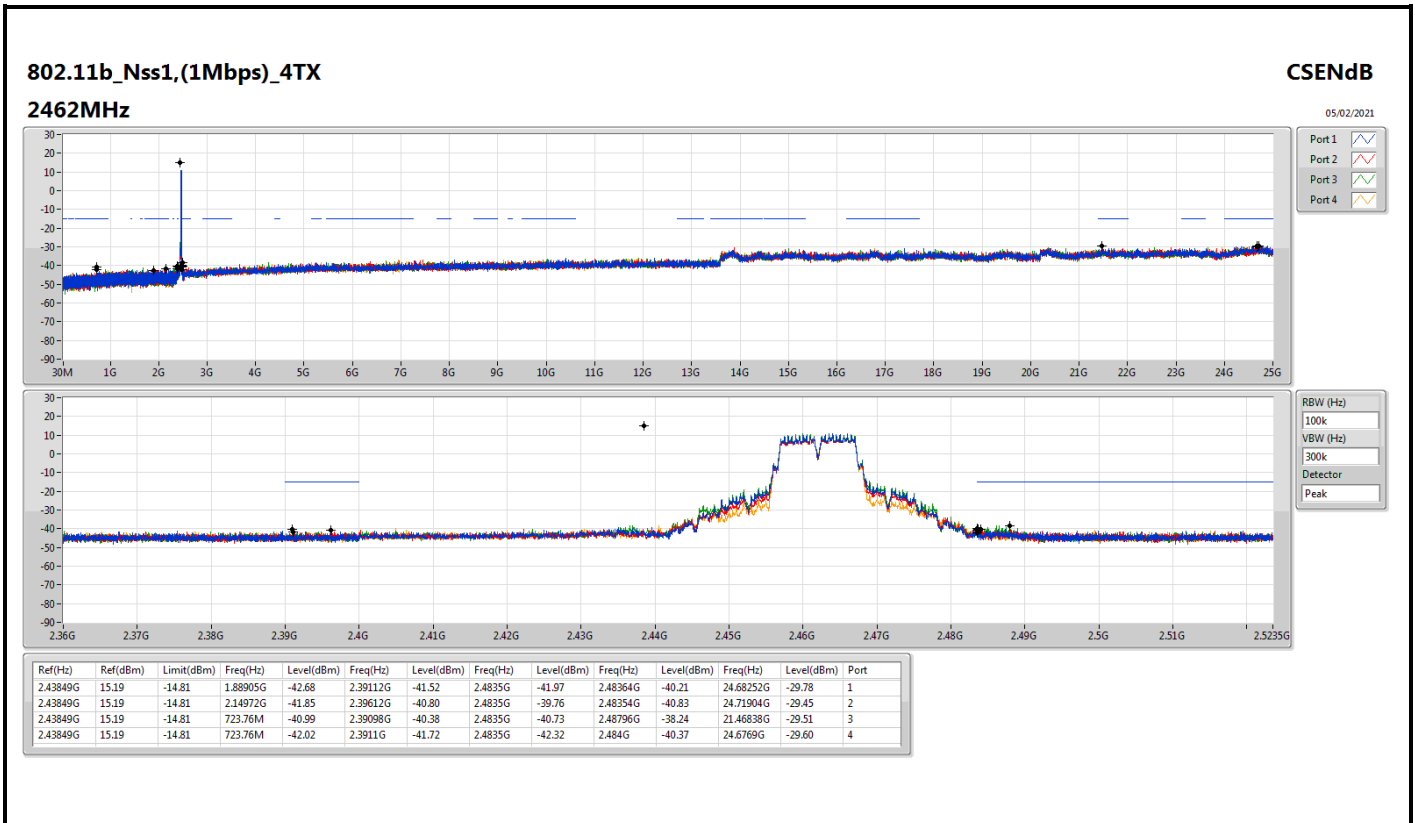
Mode	Result	Ref (Hz)	Ref (dBm)	Limit (dBm)	Freq (Hz)	Level (dBm)	Freq (Hz)	Level (dBm)	Freq (Hz)	Level (dBm)	Freq (Hz)	Level (dBm)	Freq (Hz)	Level (dBm)	Port
2.4-2.4835GHz	-	-	-	-	-	-	-	-	-	-	-	-	-	-	-
802.11b_Nss1,(1Mbps)_4TX	Pass	2.43849G	15.19	-14.81	673.66M	-40.19	2.39998G	-22.73	2.4G	-22.22	2.48868G	-41.01	24.5898G	-29.28	1
802.11g_Nss1,(6Mbps)_4TX	Pass	2.43073G	12.55	-17.45	2.01836G	-42.21	2.39978G	-26.93	2.4G	-26.48	2.4989G	-40.97	24.39594G	-28.85	1
802.11ax HEW20_Nss1,(MCS0)_4TX	Pass	2.43073G	12.60	-17.40	1.75333G	-41.97	2.39888G	-20.77	2.4G	-24.32	2.49392G	-41.03	24.72185G	-29.87	3
802.11ax HEW40_Nss1,(MCS0)_4TX	Pass	2.43198G	5.18	-24.82	1.72918G	-41.71	2.39988G	-28.00	2.4G	-30.64	2.53278G	-41.75	24.8794G	-28.93	1

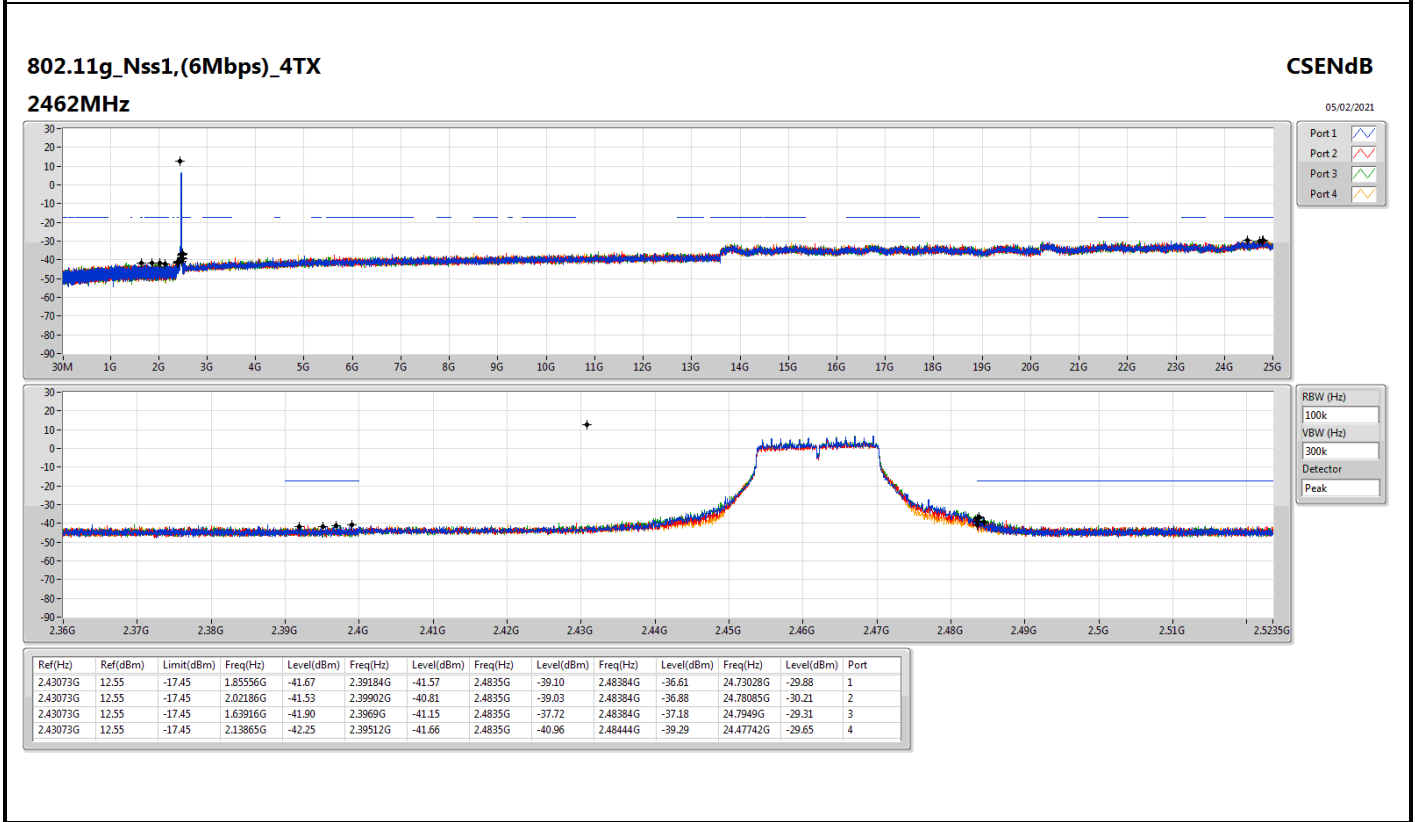
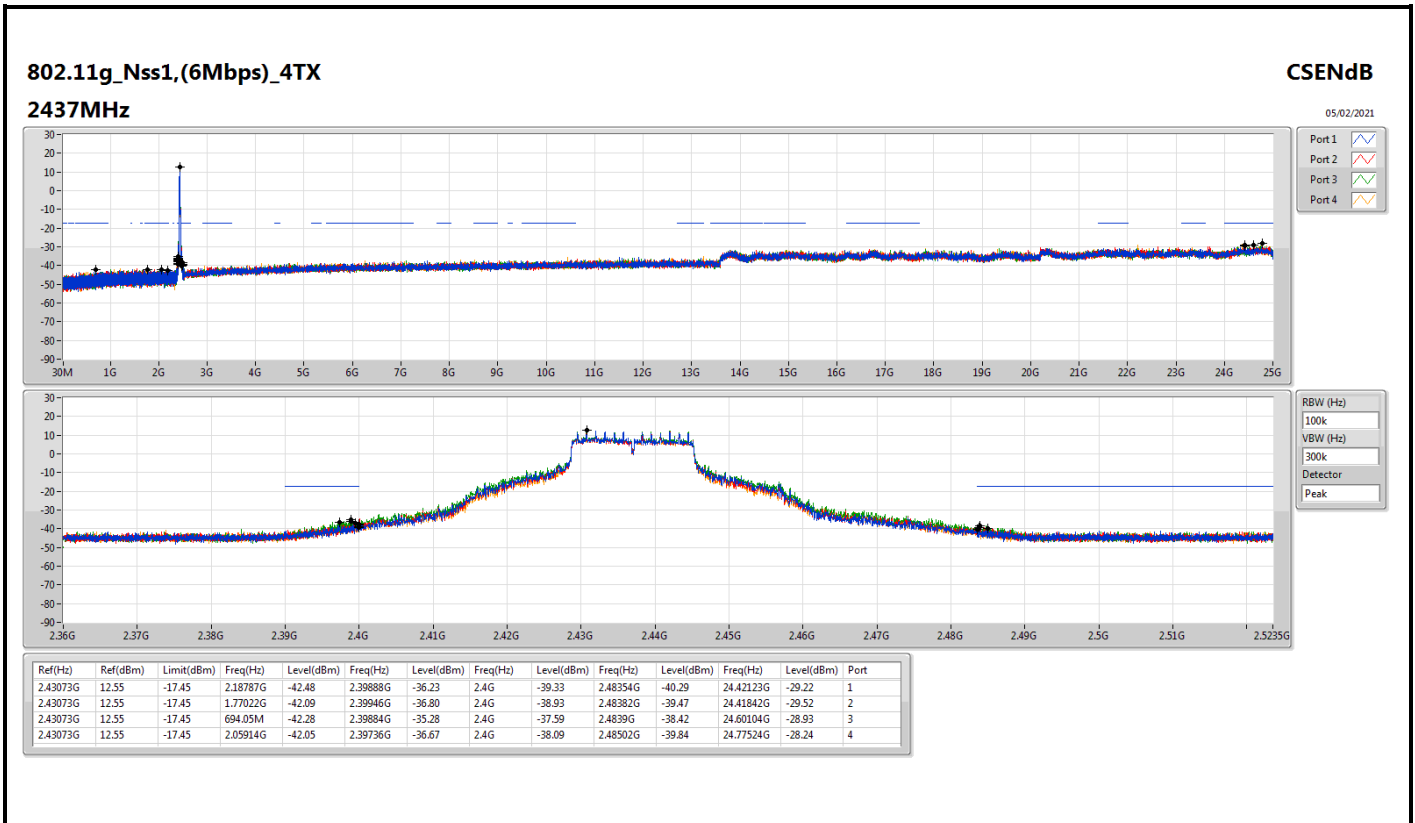


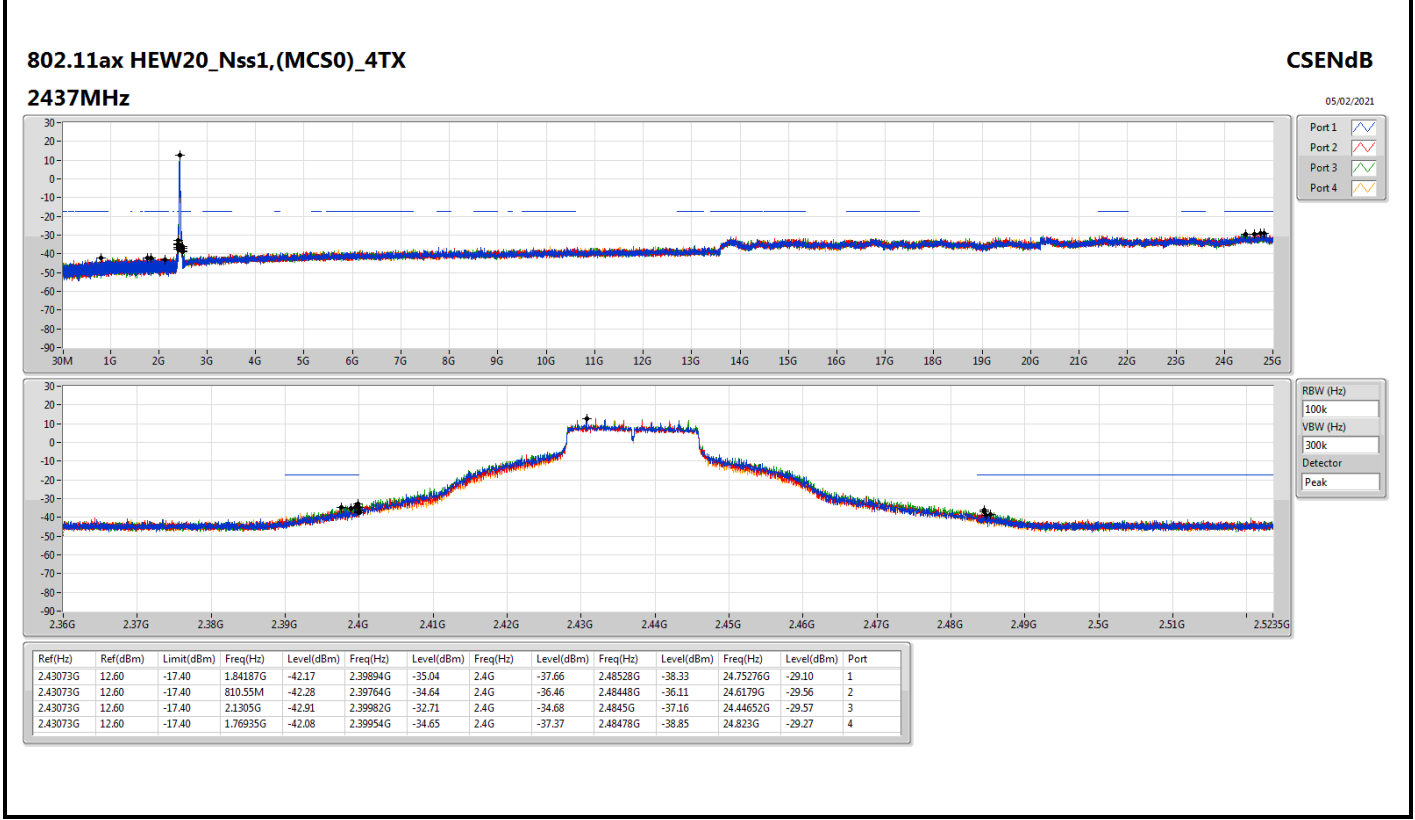
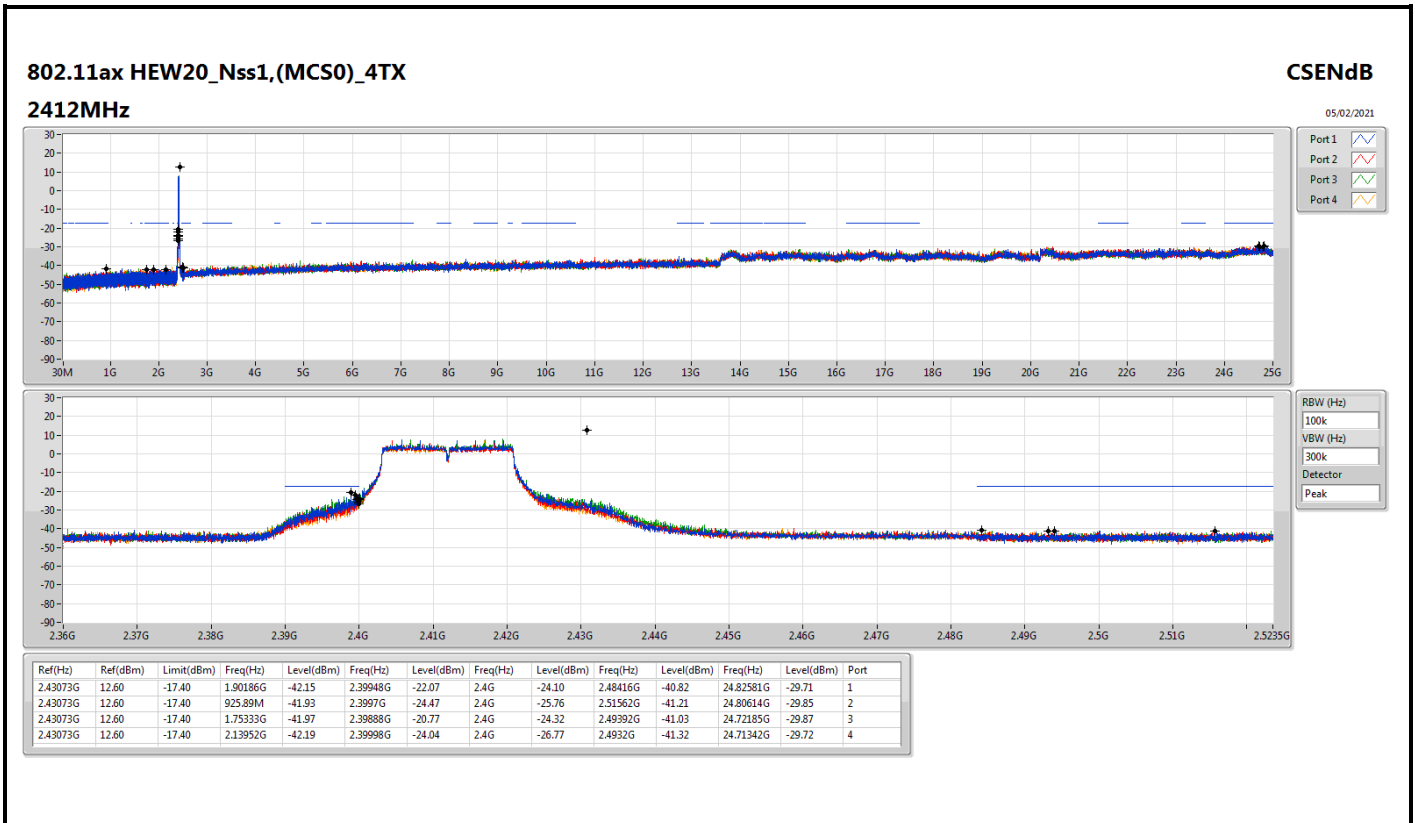
Result

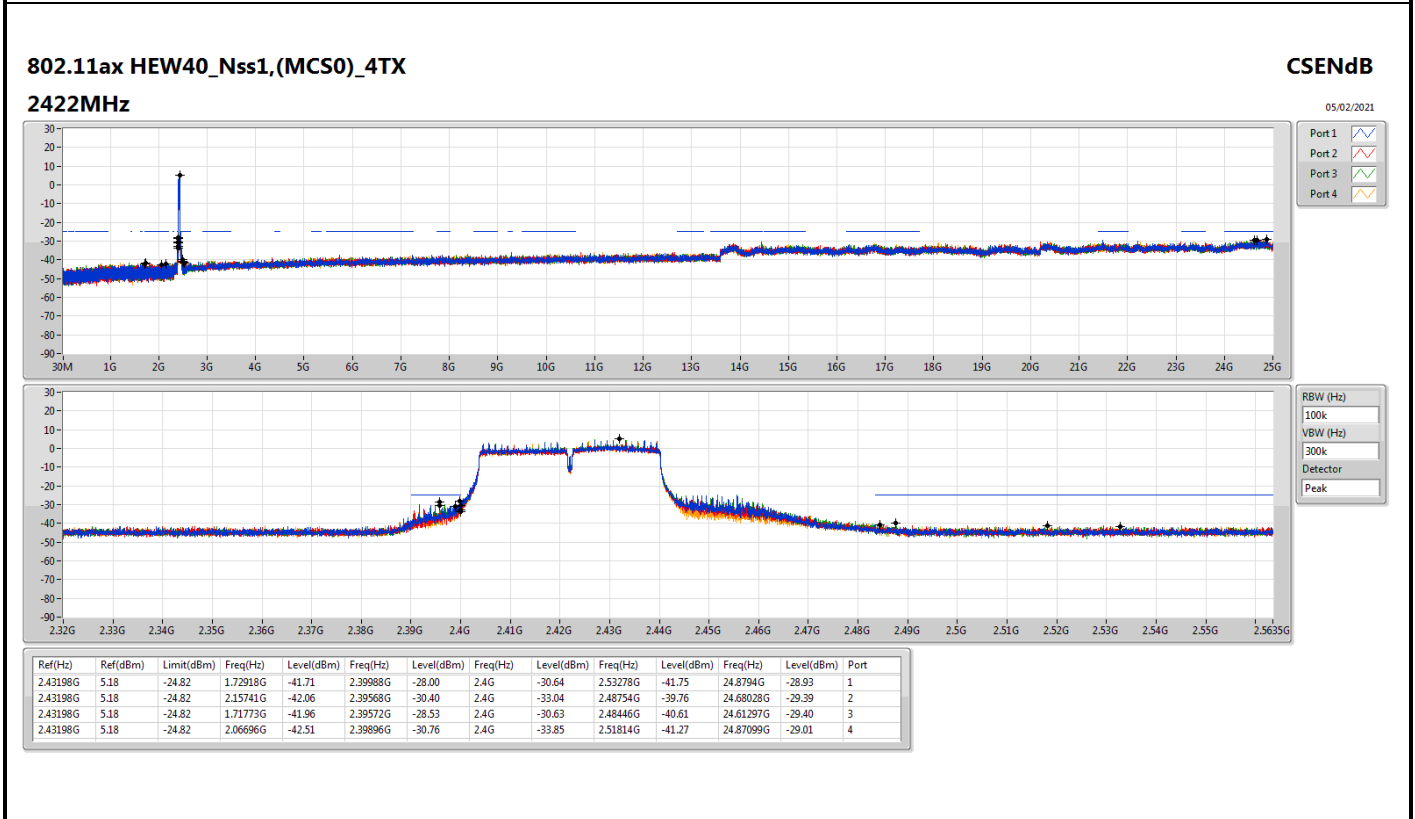
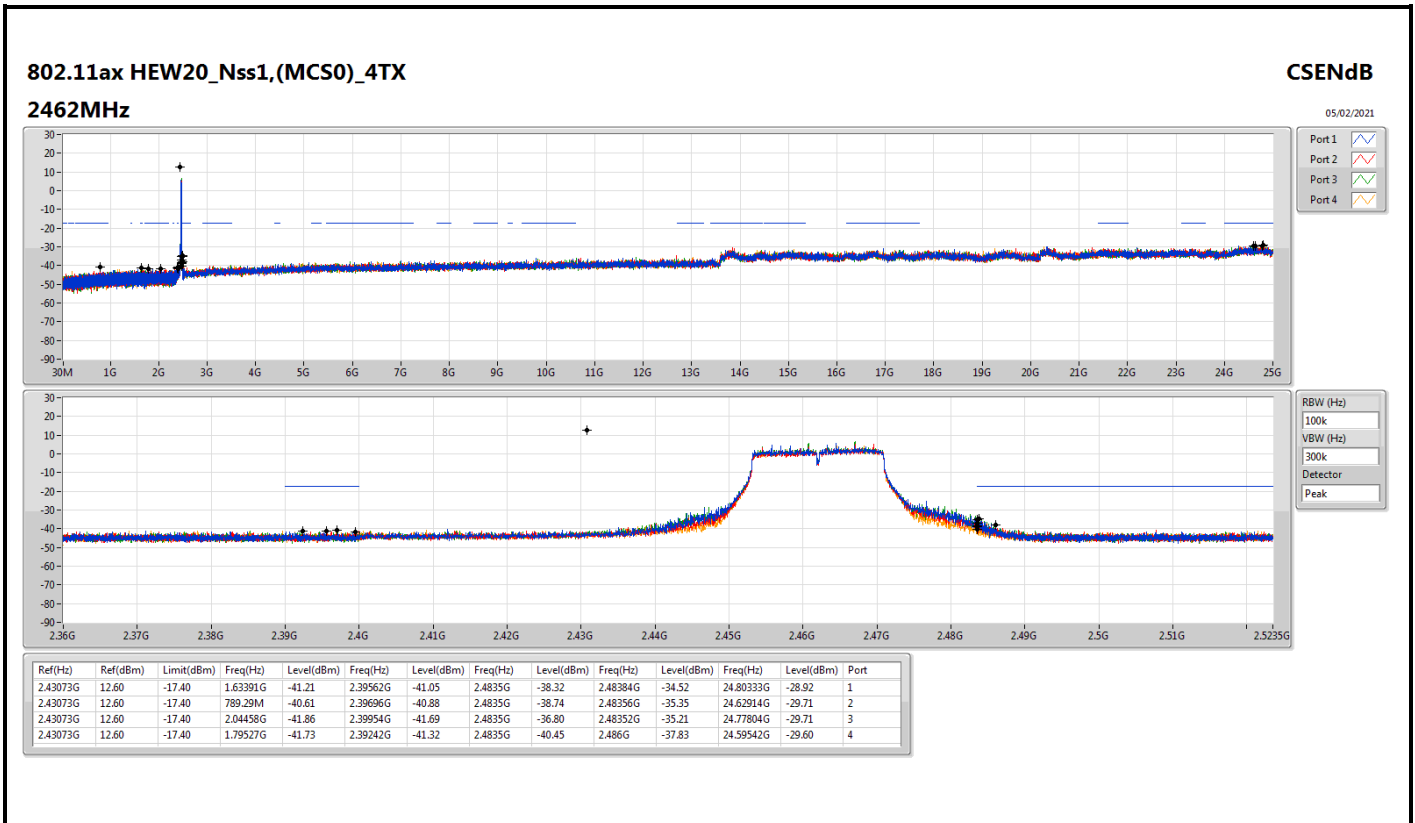
Mode	Result	Ref (Hz)	Ref (dBm)	Limit (dBm)	Freq (Hz)	Level (dBm)	Freq (Hz)	Level (dBm)	Freq (Hz)	Level (dBm)	Freq (Hz)	Level (dBm)	Freq (Hz)	Level (dBm)	Port
802.11b_Nss1,(1Mbps)_4TX	-	-	-	-	-	-	-	-	-	-	-	-	-	-	-
2412MHz	Pass	2.43849G	15.19	-14.81	673.66M	-40.19	2.39998G	-22.73	2.4G	-22.22	2.48868G	-41.01	24.5898G	-29.28	1
2412MHz	Pass	2.43849G	15.19	-14.81	673.66M	-41.10	2.4G	-23.80	2.4G	-24.01	2.48718G	-41.07	24.72185G	-28.78	2
2412MHz	Pass	2.43849G	15.19	-14.81	673.66M	-40.79	2.4G	-22.76	2.4G	-22.37	2.51778G	-41.43	24.55328G	-29.05	3
2412MHz	Pass	2.43849G	15.19	-14.81	673.66M	-41.10	2.39648G	-25.70	2.4G	-26.34	2.49258G	-40.29	24.74714G	-29.31	4
2437MHz	Pass	2.43849G	15.19	-14.81	698.71M	-35.44	2.39904G	-36.95	2.4G	-37.73	2.48674G	-39.73	24.39594G	-28.84	1
2437MHz	Pass	2.43849G	15.19	-14.81	698.71M	-35.74	2.399G	-36.69	2.4G	-37.93	2.48864G	-40.25	24.56452G	-28.94	2
2437MHz	Pass	2.43849G	15.19	-14.81	698.71M	-34.72	2.39904G	-33.74	2.4G	-37.17	2.4921G	-40.41	24.91009G	-29.42	3
2437MHz	Pass	2.43849G	15.19	-14.81	698.71M	-35.12	2.39402G	-38.80	2.4G	-40.53	2.49098G	-40.92	24.84266G	-29.88	4
2462MHz	Pass	2.43849G	15.19	-14.81	1.88905G	-42.68	2.39112G	-41.52	2.4835G	-41.97	2.48364G	-40.21	24.68252G	-29.78	1
2462MHz	Pass	2.43849G	15.19	-14.81	2.14972G	-41.85	2.39612G	-40.80	2.4835G	-39.76	2.48354G	-40.83	24.71904G	-29.45	2
2462MHz	Pass	2.43849G	15.19	-14.81	723.76M	-40.99	2.39098G	-40.38	2.4835G	-40.73	2.48796G	-38.24	21.46838G	-29.51	3
2462MHz	Pass	2.43849G	15.19	-14.81	723.76M	-42.02	2.3911G	-41.72	2.4835G	-42.32	2.484G	-40.37	24.6769G	-29.60	4
802.11g_Nss1,(6Mbps)_4TX	-	-	-	-	-	-	-	-	-	-	-	-	-	-	-
2412MHz	Pass	2.43073G	12.55	-17.45	2.01836G	-42.21	2.39978G	-26.93	2.4G	-26.48	2.4989G	-40.97	24.39594G	-28.85	1
2412MHz	Pass	2.43073G	12.55	-17.45	2.07283G	-42.25	2.39982G	-28.06	2.4G	-30.83	2.493G	-40.87	24.89324G	-29.12	2
2412MHz	Pass	2.43073G	12.55	-17.45	2.15292G	-42.55	2.39976G	-26.89	2.4G	-29.61	2.51864G	-41.20	24.8539G	-29.70	3
2412MHz	Pass	2.43073G	12.55	-17.45	1.73265G	-41.34	2.3999G	-28.04	2.4G	-30.24	2.49674G	-41.04	24.51956G	-28.62	4
2437MHz	Pass	2.43073G	12.55	-17.45	2.18787G	-42.48	2.39888G	-36.23	2.4G	-39.33	2.48354G	-40.29	24.42123G	-29.22	1
2437MHz	Pass	2.43073G	12.55	-17.45	1.77022G	-42.09	2.39946G	-36.80	2.4G	-38.93	2.48382G	-39.47	24.41842G	-29.52	2
2437MHz	Pass	2.43073G	12.55	-17.45	694.05M	-42.28	2.39884G	-35.28	2.4G	-37.59	2.4839G	-38.42	24.60104G	-28.93	3
2437MHz	Pass	2.43073G	12.55	-17.45	2.05914G	-42.05	2.39736G	-36.67	2.4G	-38.09	2.48502G	-39.84	24.77524G	-28.24	4
2462MHz	Pass	2.43073G	12.55	-17.45	1.85556G	-41.67	2.39184G	-41.57	2.4835G	-39.10	2.48384G	-36.61	24.73028G	-29.88	1
2462MHz	Pass	2.43073G	12.55	-17.45	2.02186G	-41.53	2.39902G	-40.81	2.4835G	-39.03	2.48384G	-36.88	24.78085G	-30.21	2
2462MHz	Pass	2.43073G	12.55	-17.45	1.63916G	-41.90	2.3969G	-41.15	2.4835G	-37.72	2.48384G	-37.18	24.7949G	-29.31	3
2462MHz	Pass	2.43073G	12.55	-17.45	2.13865G	-42.25	2.39512G	-41.66	2.4835G	-40.96	2.48444G	-39.29	24.47742G	-29.65	4
802.11ax HEW20_Nss1,(MCS0)_4TX	-	-	-	-	-	-	-	-	-	-	-	-	-	-	-
2412MHz	Pass	2.43073G	12.60	-17.40	1.90186G	-42.15	2.39948G	-22.07	2.4G	-24.10	2.48416G	-40.82	24.82581G	-29.71	1
2412MHz	Pass	2.43073G	12.60	-17.40	925.89M	-41.93	2.3997G	-24.47	2.4G	-25.76	2.51562G	-41.21	24.80614G	-29.85	2
2412MHz	Pass	2.43073G	12.60	-17.40	1.75333G	-41.97	2.39888G	-20.77	2.4G	-24.32	2.49392G	-41.03	24.72185G	-29.87	3
2412MHz	Pass	2.43073G	12.60	-17.40	2.13952G	-42.19	2.39998G	-24.04	2.4G	-26.77	2.4932G	-41.32	24.71342G	-29.72	4
2437MHz	Pass	2.43073G	12.60	-17.40	1.84187G	-42.17	2.39894G	-35.04	2.4G	-37.66	2.48528G	-38.33	24.75276G	-29.10	1
2437MHz	Pass	2.43073G	12.60	-17.40	810.55M	-42.28	2.39764G	-34.64	2.4G	-36.46	2.48448G	-36.11	24.6179G	-29.56	2
2437MHz	Pass	2.43073G	12.60	-17.40	2.1305G	-42.91	2.39982G	-32.71	2.4G	-34.68	2.4845G	-37.16	24.44652G	-29.57	3
2437MHz	Pass	2.43073G	12.60	-17.40	1.76935G	-42.08	2.39954G	-34.65	2.4G	-37.37	2.48478G	-38.85	24.823G	-29.27	4
2462MHz	Pass	2.43073G	12.60	-17.40	1.63391G	-41.21	2.39562G	-41.05	2.4835G	-38.32	2.48384G	-34.52	24.80333G	-28.92	1
2462MHz	Pass	2.43073G	12.60	-17.40	789.29M	-40.61	2.39696G	-40.88	2.4835G	-38.74	2.48356G	-35.35	24.62914G	-29.71	2
2462MHz	Pass	2.43073G	12.60	-17.40	2.04458G	-41.86	2.39954G	-41.69	2.4835G	-36.80	2.48352G	-35.21	24.77804G	-29.71	3
2462MHz	Pass	2.43073G	12.60	-17.40	1.79527G	-41.73	2.39242G	-41.32	2.4835G	-40.45	2.486G	-37.83	24.59542G	-29.60	4
802.11ax HEW40_Nss1,(MCS0)_4TX	-	-	-	-	-	-	-	-	-	-	-	-	-	-	-
2422MHz	Pass	2.43198G	5.18	-24.82	1.72918G	-41.71	2.39988G	-28.00	2.4G	-30.64	2.53278G	-41.75	24.8794G	-28.93	1
2422MHz	Pass	2.43198G	5.18	-24.82	2.15741G	-42.06	2.39568G	-30.40	2.4G	-33.04	2.48754G	-39.76	24.68028G	-29.39	2
2422MHz	Pass	2.43198G	5.18	-24.82	1.71773G	-41.96	2.39572G	-28.53	2.4G	-30.63	2.48446G	-40.61	24.61297G	-29.40	3
2422MHz	Pass	2.43198G	5.18	-24.82	2.06696G	-42.51	2.39896G	-30.76	2.4G	-33.85	2.51814G	-41.27	24.87099G	-29.01	4
2437MHz	Pass	2.43198G	5.18	-24.82	2.18203G	-42.08	2.39948G	-29.21	2.4G	-36.75	2.48538G	-37.27	24.78405G	-29.66	1
2437MHz	Pass	2.43198G	5.18	-24.82	1.94616G	-42.33	2.39868G	-32.87	2.4G	-36.52	2.48418G	-38.52	24.92708G	-29.28	2
2437MHz	Pass	2.43198G	5.18	-24.82	2.19978G	-42.26	2.3994G	-31.15	2.4G	-37.46	2.48546G	-38.38	24.61297G	-29.34	3
2437MHz	Pass	2.43198G	5.18	-24.82	2.0389G	-41.92	2.39944G	-31.36	2.4G	-38.16	2.48538G	-38.94	24.84014G	-29.73	4
2452MHz	Pass	2.43198G	5.18	-24.82	1.75637G	-40.99	2.39628G	-41.59	2.4835G	-37.67	2.48446G	-33.32	24.34093G	-29.85	1
2452MHz	Pass	2.43198G	5.18	-24.82	1.92927G	-42.38	2.39612G	-41.54	2.4835G	-31.41	2.48566G	-30.67	23.35372G	-29.72	2
2452MHz	Pass	2.43198G	5.18	-24.82	2.05894G	-41.32	2.39736G	-41.85	2.4835G	-37.94	2.48562G	-31.45	24.70272G	-29.34	3
2452MHz	Pass	2.43198G	5.18	-24.82	1.8142G	-41.99	2.39948G	-41.41	2.4835G	-39.92	2.4857G	-33.69	24.59053G	-29.66	4

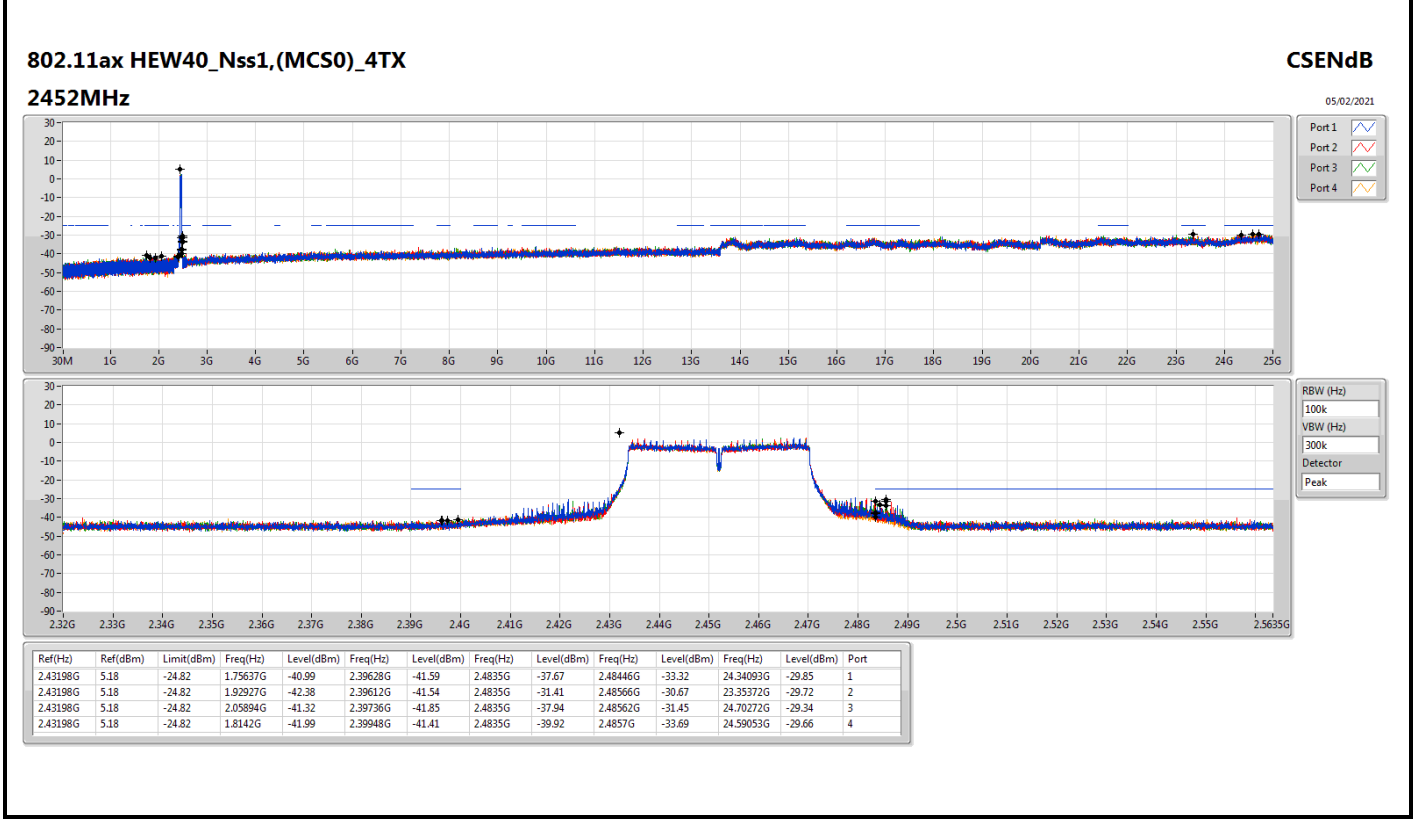
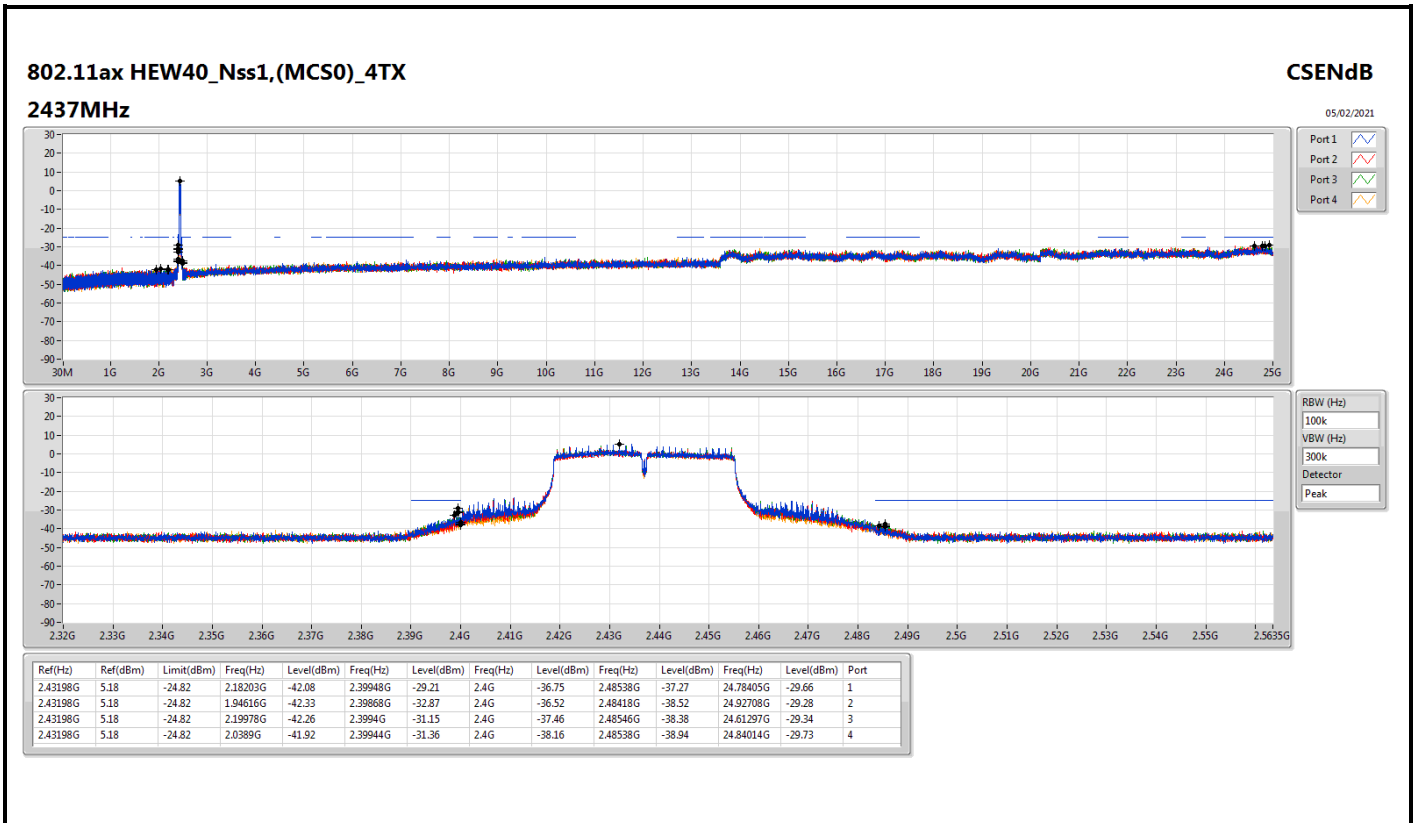














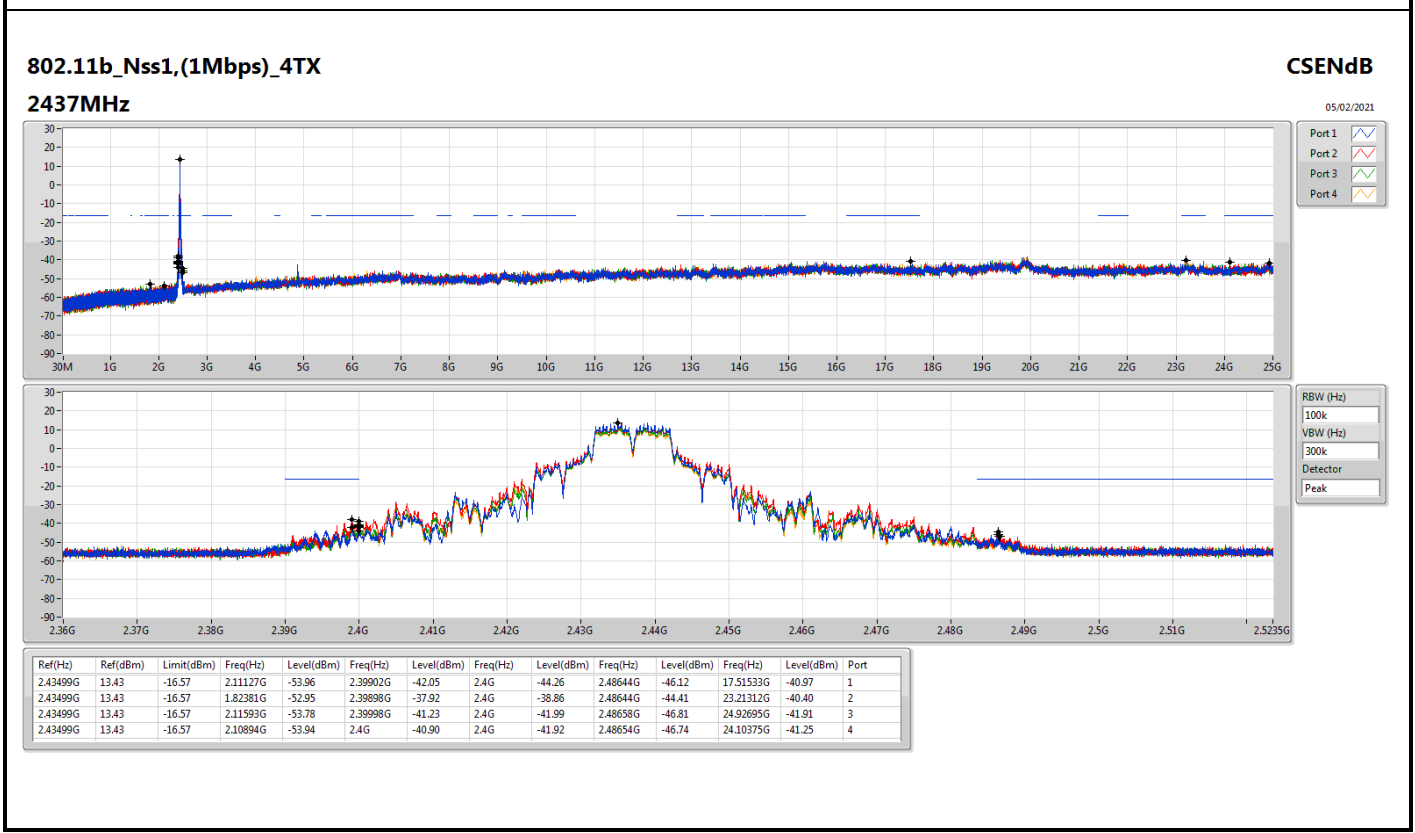
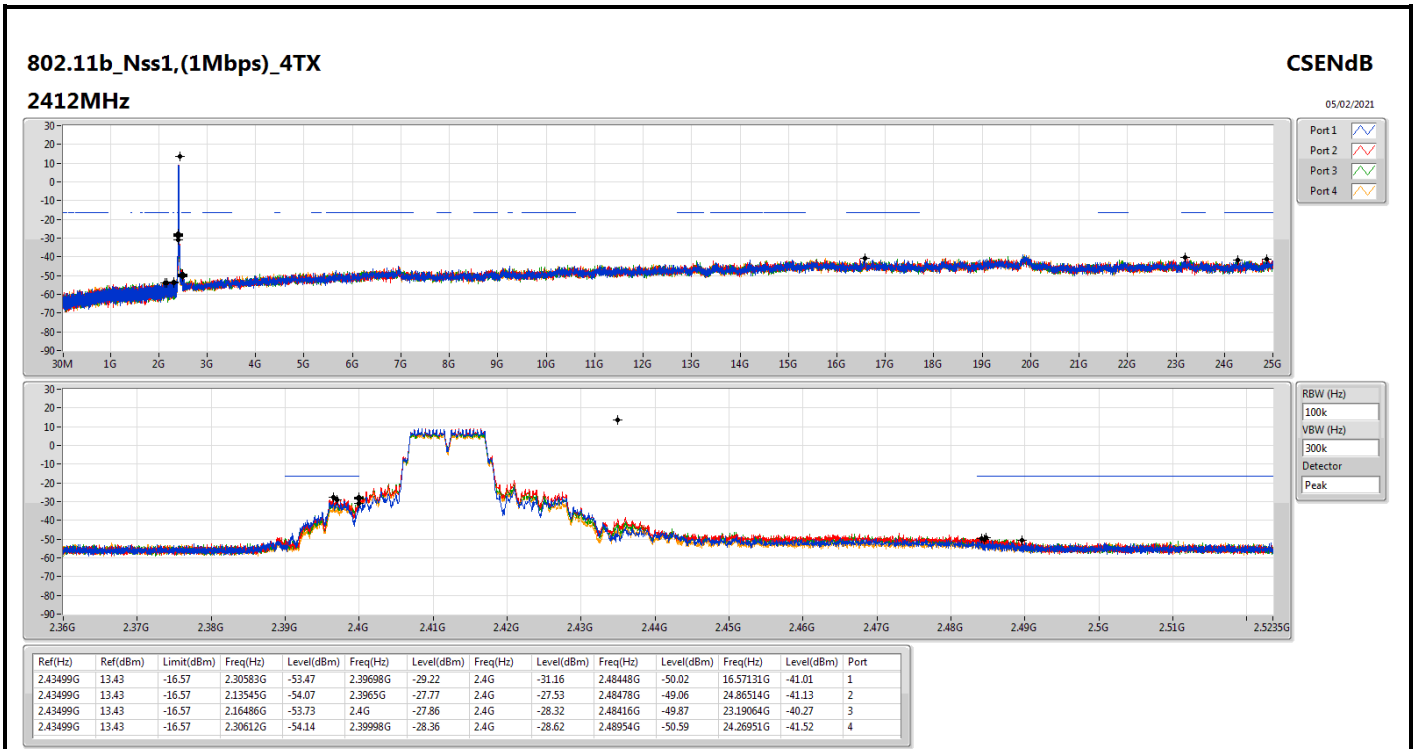
Summary

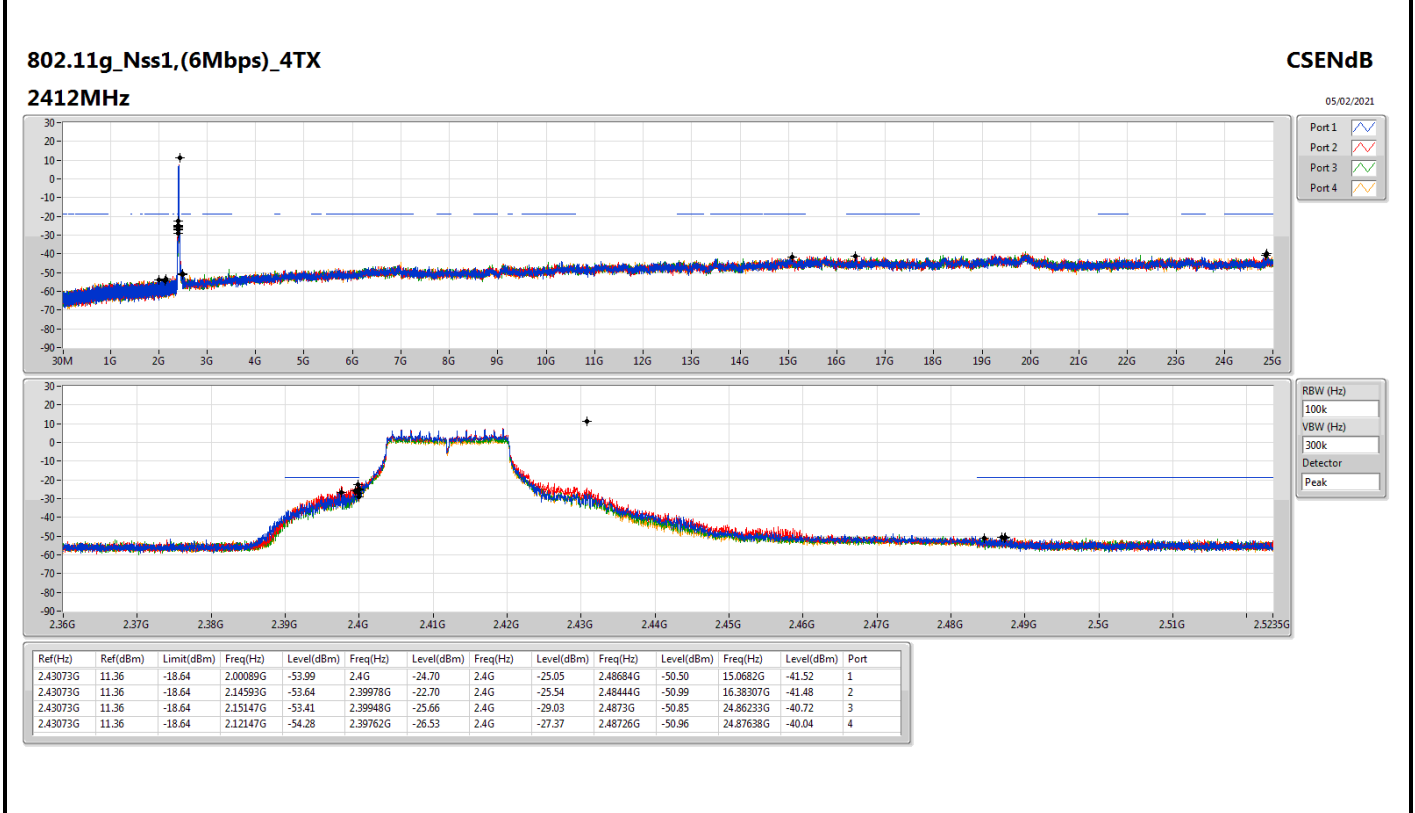
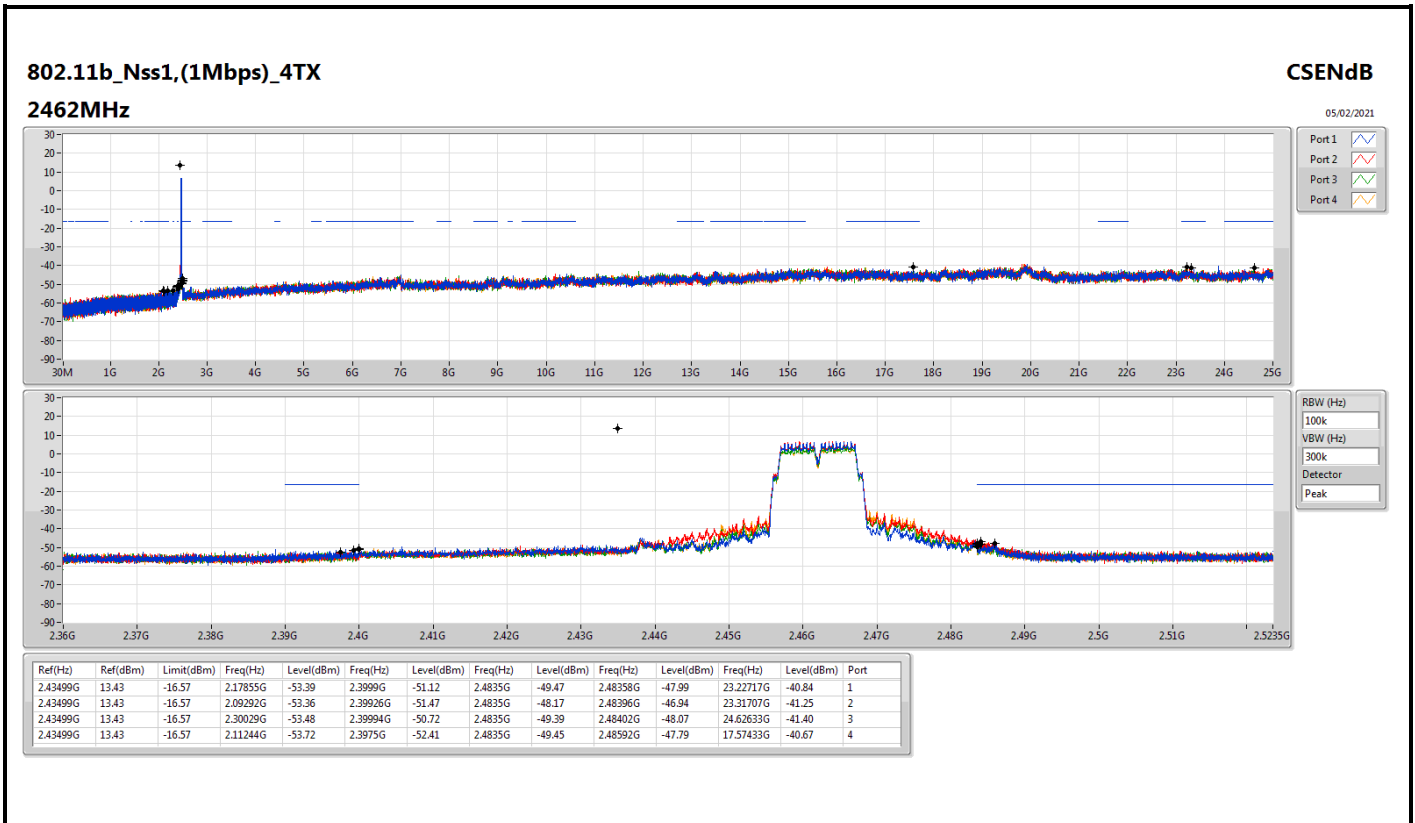
Mode	Result	Ref (Hz)	Ref (dBm)	Limit (dBm)	Freq (Hz)	Level (dBm)	Freq (Hz)	Level (dBm)	Freq (Hz)	Level (dBm)	Freq (Hz)	Level (dBm)	Freq (Hz)	Level (dBm)	Port
2.4-2.4835GHz	-	-	-	-	-	-	-	-	-	-	-	-	-	-	-
802.11b_Nss1,(1Mbps)_4TX	Pass	2.43499G	13.43	-16.57	2.13545G	-54.07	2.3965G	-27.77	2.4G	-27.53	2.48478G	-49.06	24.86514G	-41.13	2
802.11g_Nss1,(6Mbps)_4TX	Pass	2.43073G	11.36	-18.64	2.14593G	-53.64	2.39978G	-22.70	2.4G	-25.54	2.48444G	-50.99	16.38307G	-41.48	2
802.11ax HEW20_Nss1,(MCS0)_4TX	Pass	2.43073G	10.69	-19.31	2.14215G	-53.20	2.39972G	-26.36	2.4G	-27.85	2.48876G	-51.17	24.86233G	-40.88	2
802.11ax HEW40_Nss1,(MCS0)_4TX	Pass	2.43449G	2.77	-27.23	2.16829G	-54.05	2.39572G	-31.75	2.4G	-33.90	2.48698G	-48.11	23.522G	-41.39	4

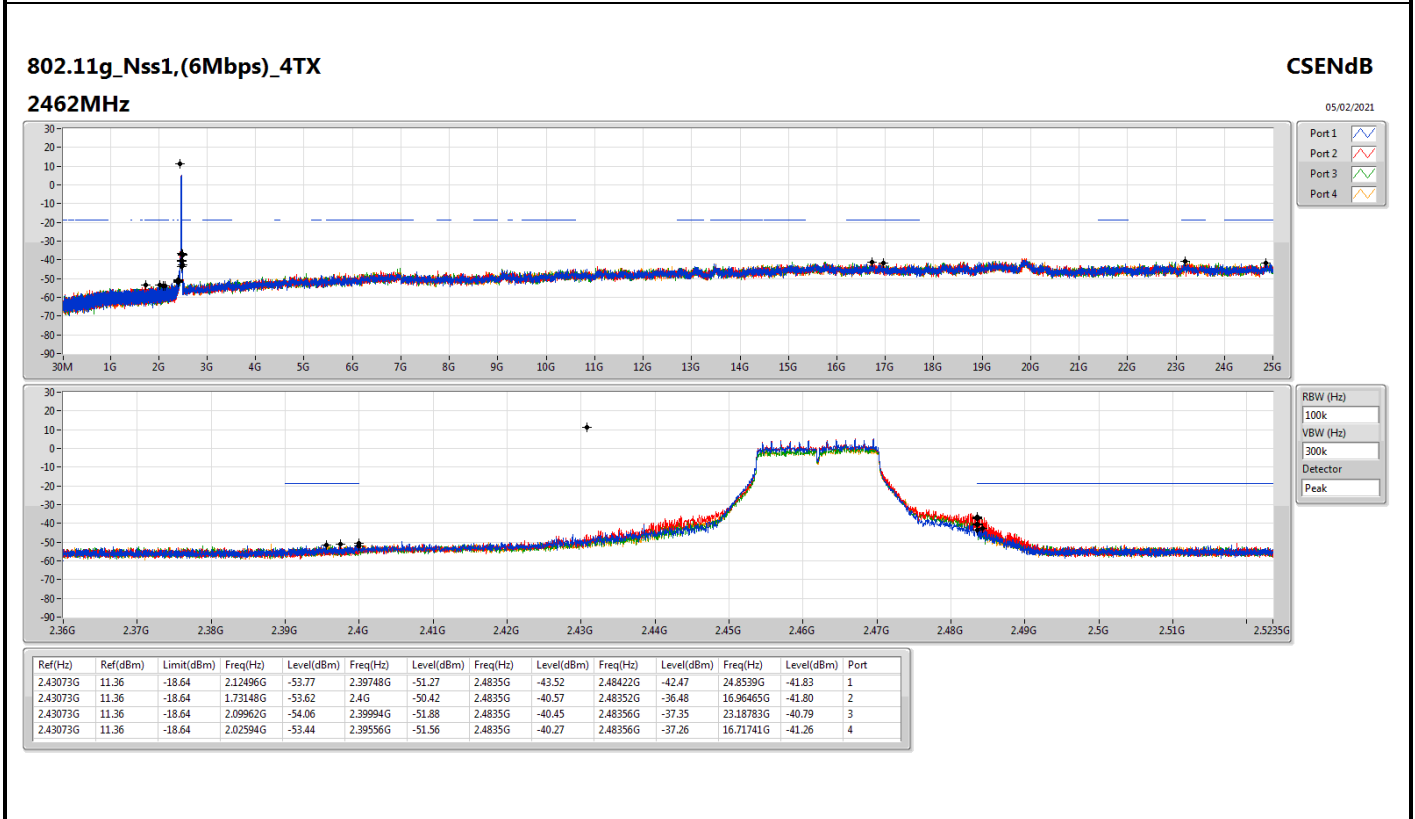
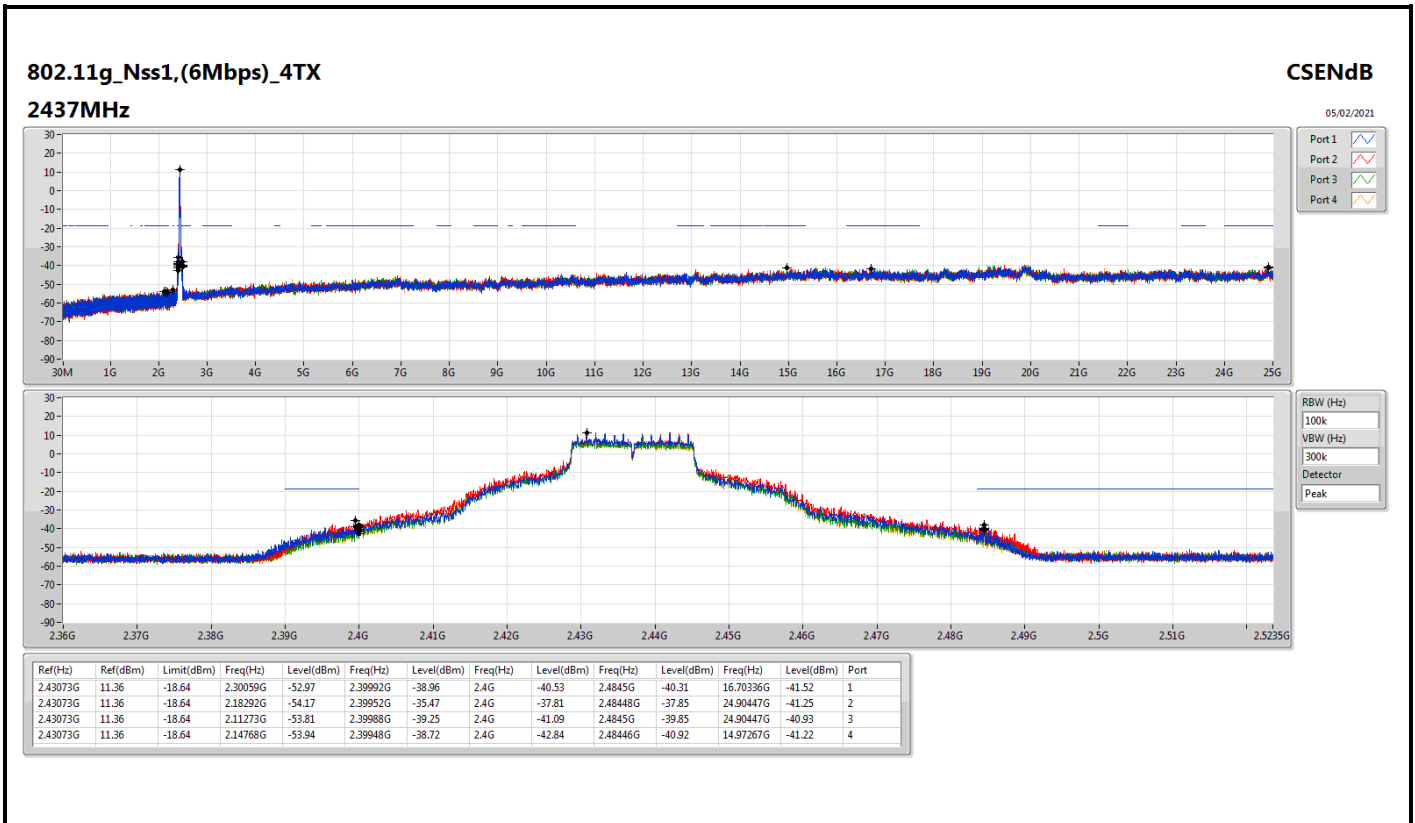


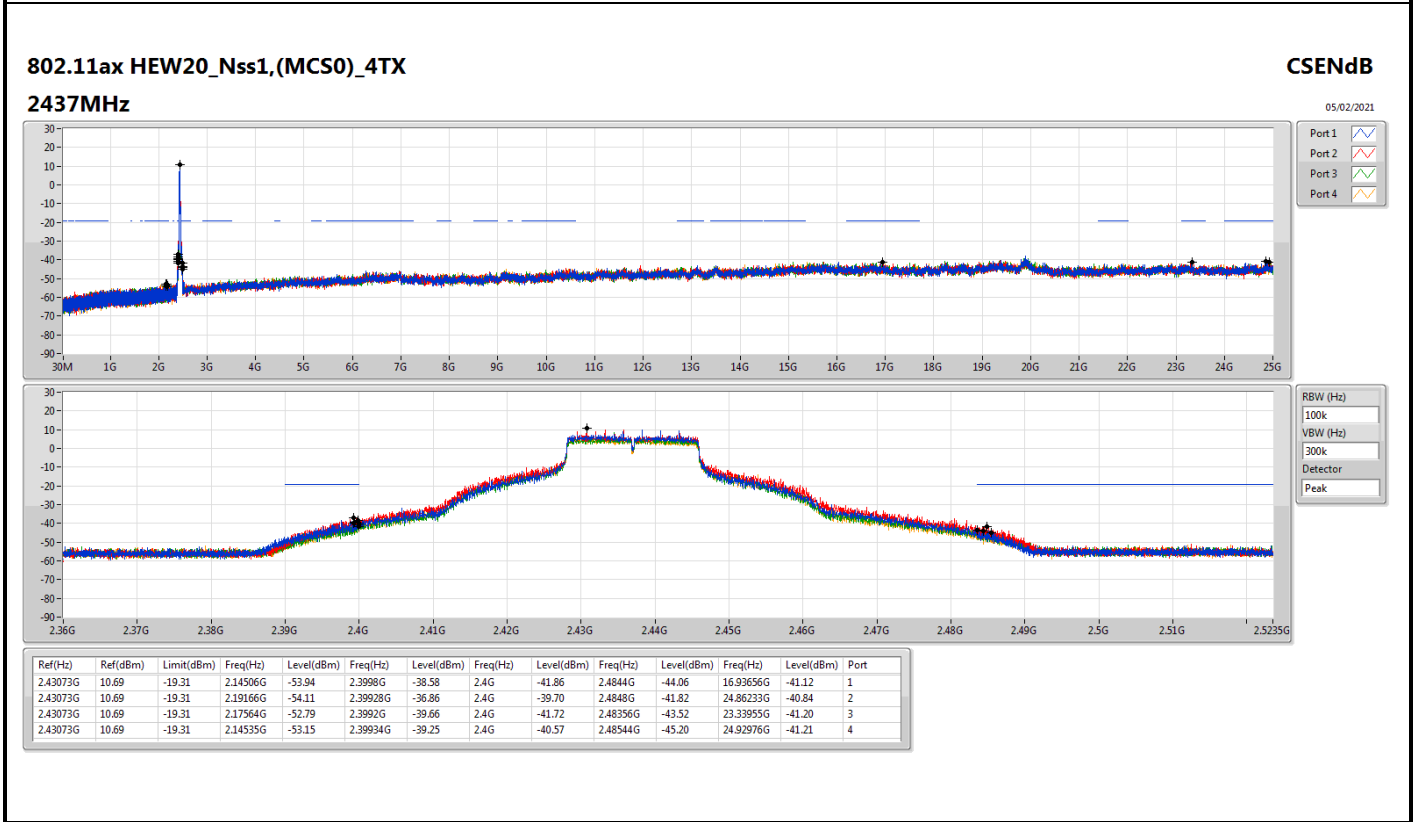
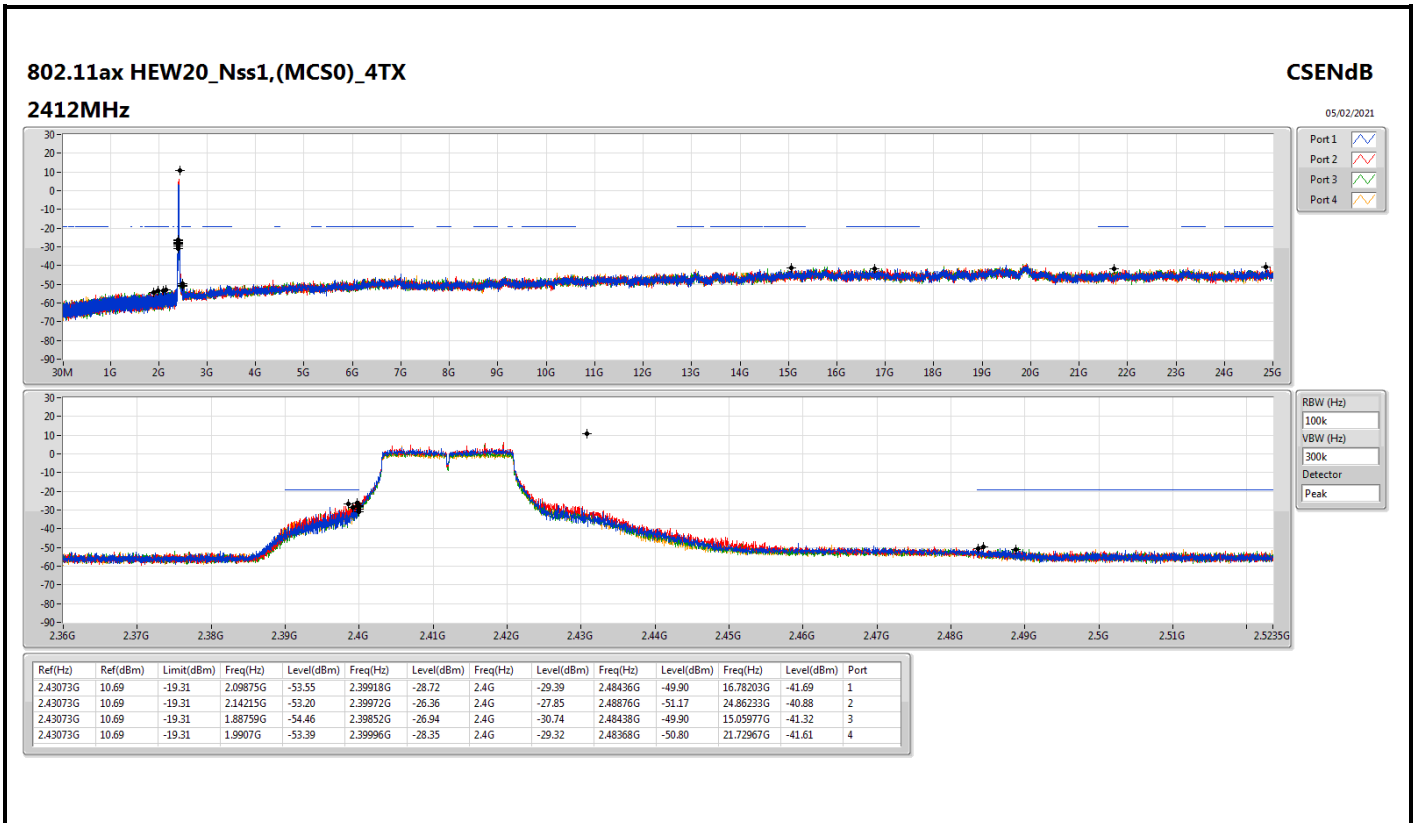
Result

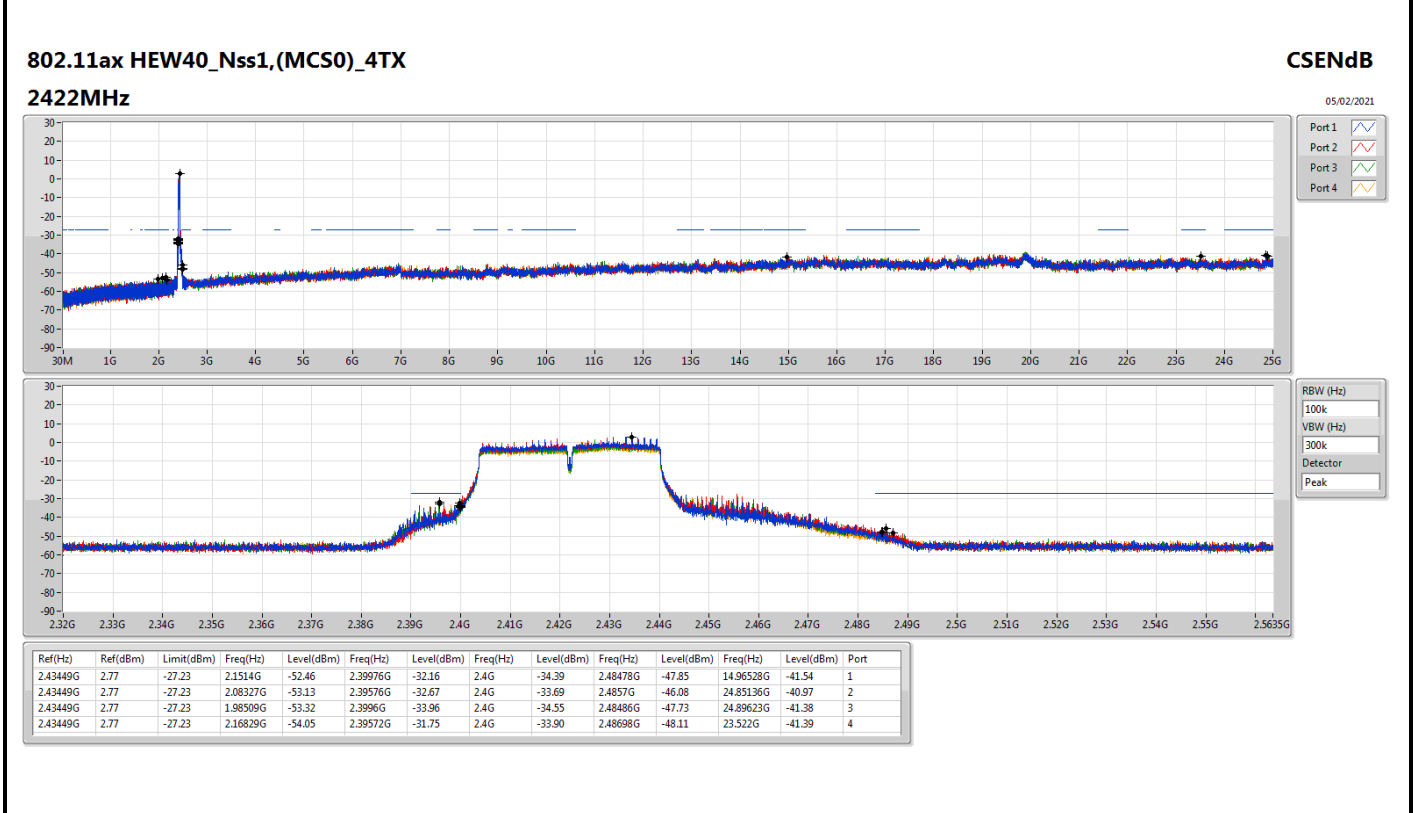
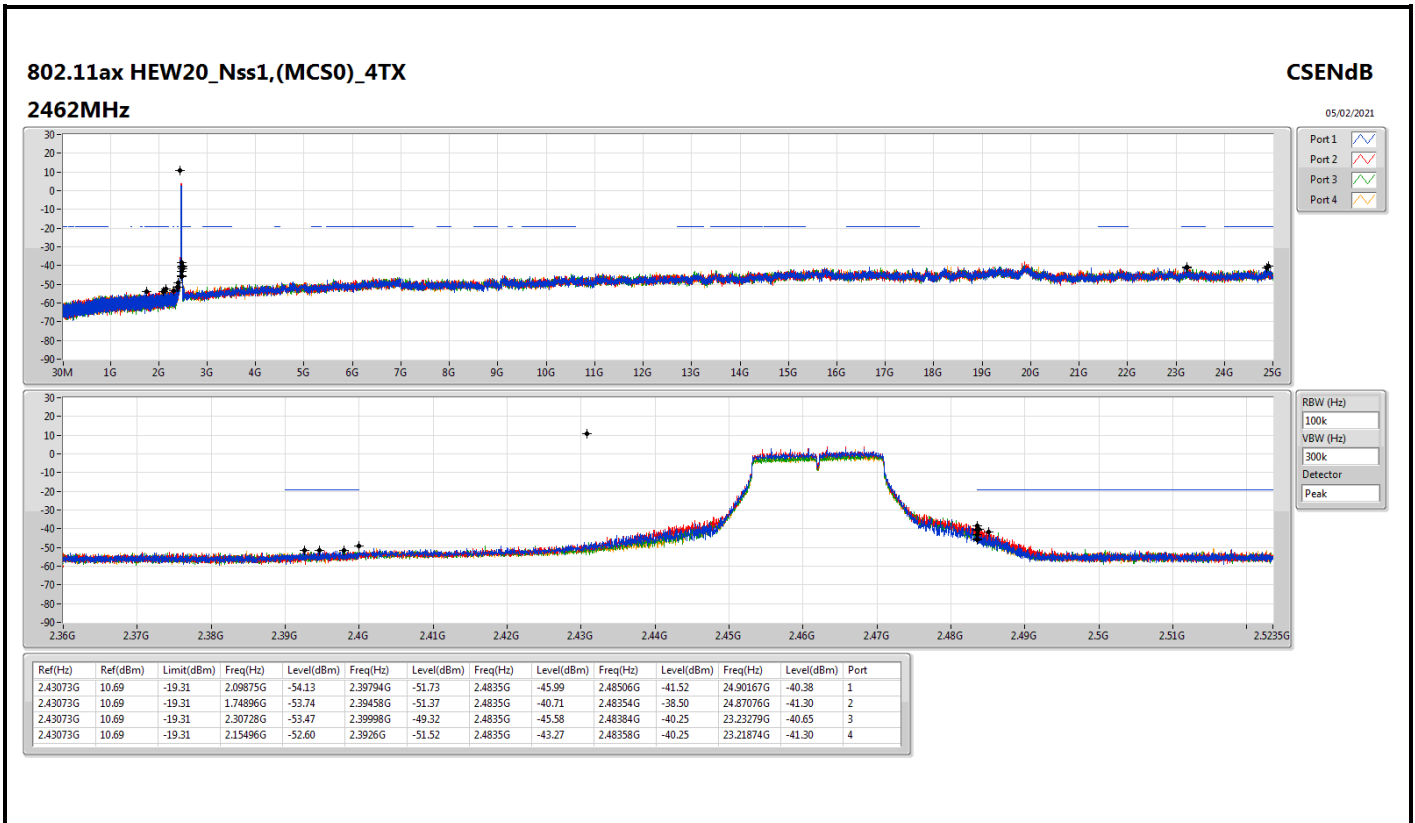
Mode	Result	Ref (Hz)	Ref (dBm)	Limit (dBm)	Freq (Hz)	Level (dBm)	Freq (Hz)	Level (dBm)	Freq (Hz)	Level (dBm)	Freq (Hz)	Level (dBm)	Freq (Hz)	Level (dBm)	Port
802.11b_Nss1,(1Mbps)_4TX	-	-	-	-	-	-	-	-	-	-	-	-	-	-	-
2412MHz	Pass	2.43499G	13.43	-16.57	2.30583G	-53.47	2.39698G	-29.22	2.4G	-31.16	2.48448G	-50.02	16.57131G	-41.01	1
2412MHz	Pass	2.43499G	13.43	-16.57	2.13545G	-54.07	2.3965G	-27.77	2.4G	-27.53	2.48478G	-49.06	24.86514G	-41.13	2
2412MHz	Pass	2.43499G	13.43	-16.57	2.16486G	-53.73	2.4G	-27.86	2.4G	-28.32	2.48416G	-49.87	23.19064G	-40.27	3
2412MHz	Pass	2.43499G	13.43	-16.57	2.30612G	-54.14	2.39998G	-28.36	2.4G	-28.62	2.48954G	-50.59	24.26951G	-41.52	4
2437MHz	Pass	2.43499G	13.43	-16.57	2.11127G	-53.96	2.39902G	-42.05	2.4G	-44.26	2.48644G	-46.12	17.51533G	-40.97	1
2437MHz	Pass	2.43499G	13.43	-16.57	1.82381G	-52.95	2.39898G	-37.92	2.4G	-38.86	2.48644G	-44.41	23.21312G	-40.40	2
2437MHz	Pass	2.43499G	13.43	-16.57	2.11593G	-53.78	2.39998G	-41.23	2.4G	-41.99	2.48658G	-46.81	24.92695G	-41.91	3
2437MHz	Pass	2.43499G	13.43	-16.57	2.10894G	-53.94	2.4G	-40.90	2.4G	-41.92	2.48654G	-46.74	24.10375G	-41.25	4
2462MHz	Pass	2.43499G	13.43	-16.57	2.17855G	-53.39	2.3999G	-51.12	2.4835G	-49.47	2.48358G	-47.99	23.22717G	-40.84	1
2462MHz	Pass	2.43499G	13.43	-16.57	2.09292G	-53.36	2.39926G	-51.47	2.4835G	-48.17	2.48396G	-46.94	23.31707G	-41.25	2
2462MHz	Pass	2.43499G	13.43	-16.57	2.30029G	-53.48	2.39994G	-50.72	2.4835G	-49.39	2.48402G	-48.07	24.62633G	-41.40	3
2462MHz	Pass	2.43499G	13.43	-16.57	2.11244G	-53.72	2.3975G	-52.41	2.4835G	-49.45	2.48592G	-47.79	17.57433G	-40.67	4
802.11g_Nss1,(6Mbps)_4TX	-	-	-	-	-	-	-	-	-	-	-	-	-	-	-
2412MHz	Pass	2.43073G	11.36	-18.64	2.00089G	-53.99	2.4G	-24.70	2.4G	-25.05	2.48684G	-50.50	15.0682G	-41.52	1
2412MHz	Pass	2.43073G	11.36	-18.64	2.14593G	-53.64	2.39978G	-22.70	2.4G	-25.54	2.48444G	-50.99	16.38307G	-41.48	2
2412MHz	Pass	2.43073G	11.36	-18.64	2.15147G	-53.41	2.39948G	-25.66	2.4G	-29.03	2.4873G	-50.85	24.86233G	-40.72	3
2412MHz	Pass	2.43073G	11.36	-18.64	2.12147G	-54.28	2.39762G	-26.53	2.4G	-27.37	2.48726G	-50.96	24.87638G	-40.04	4
2437MHz	Pass	2.43073G	11.36	-18.64	2.30059G	-52.97	2.39992G	-38.96	2.4G	-40.53	2.4845G	-40.31	16.70336G	-41.52	1
2437MHz	Pass	2.43073G	11.36	-18.64	2.18292G	-54.17	2.39952G	-35.47	2.4G	-37.81	2.48448G	-37.85	24.90447G	-41.25	2
2437MHz	Pass	2.43073G	11.36	-18.64	2.11273G	-53.81	2.39988G	-39.25	2.4G	-41.09	2.4845G	-39.85	24.90447G	-40.93	3
2437MHz	Pass	2.43073G	11.36	-18.64	2.14768G	-53.94	2.39948G	-38.72	2.4G	-42.84	2.48446G	-40.92	14.97267G	-41.22	4
2462MHz	Pass	2.43073G	11.36	-18.64	2.12496G	-53.77	2.39748G	-51.27	2.4835G	-43.52	2.48422G	-42.47	24.8539G	-41.83	1
2462MHz	Pass	2.43073G	11.36	-18.64	1.73148G	-53.62	2.4G	-50.42	2.4835G	-40.57	2.48352G	-36.48	16.96465G	-41.80	2
2462MHz	Pass	2.43073G	11.36	-18.64	2.09962G	-54.06	2.39994G	-51.88	2.4835G	-40.45	2.48356G	-37.35	23.18783G	-40.79	3
2462MHz	Pass	2.43073G	11.36	-18.64	2.02594G	-53.44	2.39556G	-51.56	2.4835G	-40.27	2.48356G	-37.26	16.71741G	-41.26	4
802.11ax HEW20_Nss1,(MCS0)_4TX	-	-	-	-	-	-	-	-	-	-	-	-	-	-	-
2412MHz	Pass	2.43073G	10.69	-19.31	2.09875G	-53.55	2.39918G	-28.72	2.4G	-29.39	2.48436G	-49.90	16.78203G	-41.69	1
2412MHz	Pass	2.43073G	10.69	-19.31	2.14215G	-53.20	2.39972G	-26.36	2.4G	-27.85	2.48876G	-51.17	24.86233G	-40.88	2
2412MHz	Pass	2.43073G	10.69	-19.31	1.88759G	-54.46	2.39852G	-26.94	2.4G	-30.74	2.48438G	-49.90	15.05977G	-41.32	3
2412MHz	Pass	2.43073G	10.69	-19.31	1.9907G	-53.39	2.39996G	-28.35	2.4G	-29.32	2.48368G	-50.80	21.72967G	-41.61	4
2437MHz	Pass	2.43073G	10.69	-19.31	2.14506G	-53.94	2.3998G	-38.58	2.4G	-41.86	2.4844G	-44.06	16.93656G	-41.12	1
2437MHz	Pass	2.43073G	10.69	-19.31	2.19166G	-54.11	2.39928G	-36.86	2.4G	-39.70	2.4848G	-41.82	24.86233G	-40.84	2
2437MHz	Pass	2.43073G	10.69	-19.31	2.17564G	-52.79	2.3992G	-39.66	2.4G	-41.72	2.48356G	-43.52	23.33955G	-41.20	3
2437MHz	Pass	2.43073G	10.69	-19.31	2.14535G	-53.15	2.39934G	-39.25	2.4G	-40.57	2.48544G	-45.20	24.92976G	-41.21	4
2462MHz	Pass	2.43073G	10.69	-19.31	2.09875G	-54.13	2.39794G	-51.73	2.4835G	-45.99	2.48506G	-41.52	24.90167G	-40.38	1
2462MHz	Pass	2.43073G	10.69	-19.31	1.74896G	-53.74	2.39458G	-51.37	2.4835G	-40.71	2.48354G	-38.50	24.87076G	-41.30	2
2462MHz	Pass	2.43073G	10.69	-19.31	2.30728G	-53.47	2.39998G	-49.32	2.4835G	-45.58	2.48384G	-40.25	23.23279G	-40.65	3
2462MHz	Pass	2.43073G	10.69	-19.31	2.15496G	-52.60	2.3926G	-51.52	2.4835G	-43.27	2.48358G	-40.25	23.21874G	-41.30	4
802.11ax HEW40_Nss1,(MCS0)_4TX	-	-	-	-	-	-	-	-	-	-	-	-	-	-	-
2422MHz	Pass	2.43449G	2.77	-27.23	2.1514G	-52.46	2.39976G	-32.16	2.4G	-34.39	2.48478G	-47.85	14.96528G	-41.54	1
2422MHz	Pass	2.43449G	2.77	-27.23	2.08327G	-53.13	2.39576G	-32.67	2.4G	-33.69	2.4857G	-46.08	24.85136G	-40.97	2
2422MHz	Pass	2.43449G	2.77	-27.23	1.98509G	-53.32	2.3996G	-33.96	2.4G	-34.55	2.48486G	-47.73	24.89623G	-41.38	3
2422MHz	Pass	2.43449G	2.77	-27.23	2.16829G	-54.05	2.39572G	-31.75	2.4G	-33.90	2.48698G	-48.11	23.522G	-41.39	4
2437MHz	Pass	2.43449G	2.77	-27.23	2.30483G	-53.11	2.3994G	-36.65	2.4G	-43.28	2.48542G	-42.57	23.24434G	-40.98	1
2437MHz	Pass	2.43449G	2.77	-27.23	2.08871G	-53.30	2.39864G	-34.64	2.4G	-39.17	2.4835G	-42.87	24.73076G	-41.58	2
2437MHz	Pass	2.43449G	2.77	-27.23	2.1577G	-53.30	2.39864G	-36.94	2.4G	-42.16	2.48482G	-45.46	23.5248G	-41.13	3
2437MHz	Pass	2.43449G	2.77	-27.23	2.05207G	-53.94	2.39944G	-34.51	2.4G	-41.61	2.48482G	-44.54	16.61155G	-41.61	4
2452MHz	Pass	2.43449G	2.77	-27.23	1.98051G	-53.44	2.39664G	-49.85	2.4835G	-48.30	2.48566G	-39.03	24.5681G	-40.31	1
2452MHz	Pass	2.43449G	2.77	-27.23	2.0014G	-53.20	2.39948G	-48.06	2.4835G	-45.69	2.48354G	-39.63	16.53303G	-40.38	2
2452MHz	Pass	2.43449G	2.77	-27.23	2.09902G	-53.31	2.39944G	-49.58	2.4835G	-44.93	2.48574G	-37.06	24.89904G	-41.77	3
2452MHz	Pass	2.43449G	2.77	-27.23	2.30283G	-53.68	2.39044G	-51.99	2.4835G	-38.08	2.48574G	-36.95	23.51919G	-40.39	4

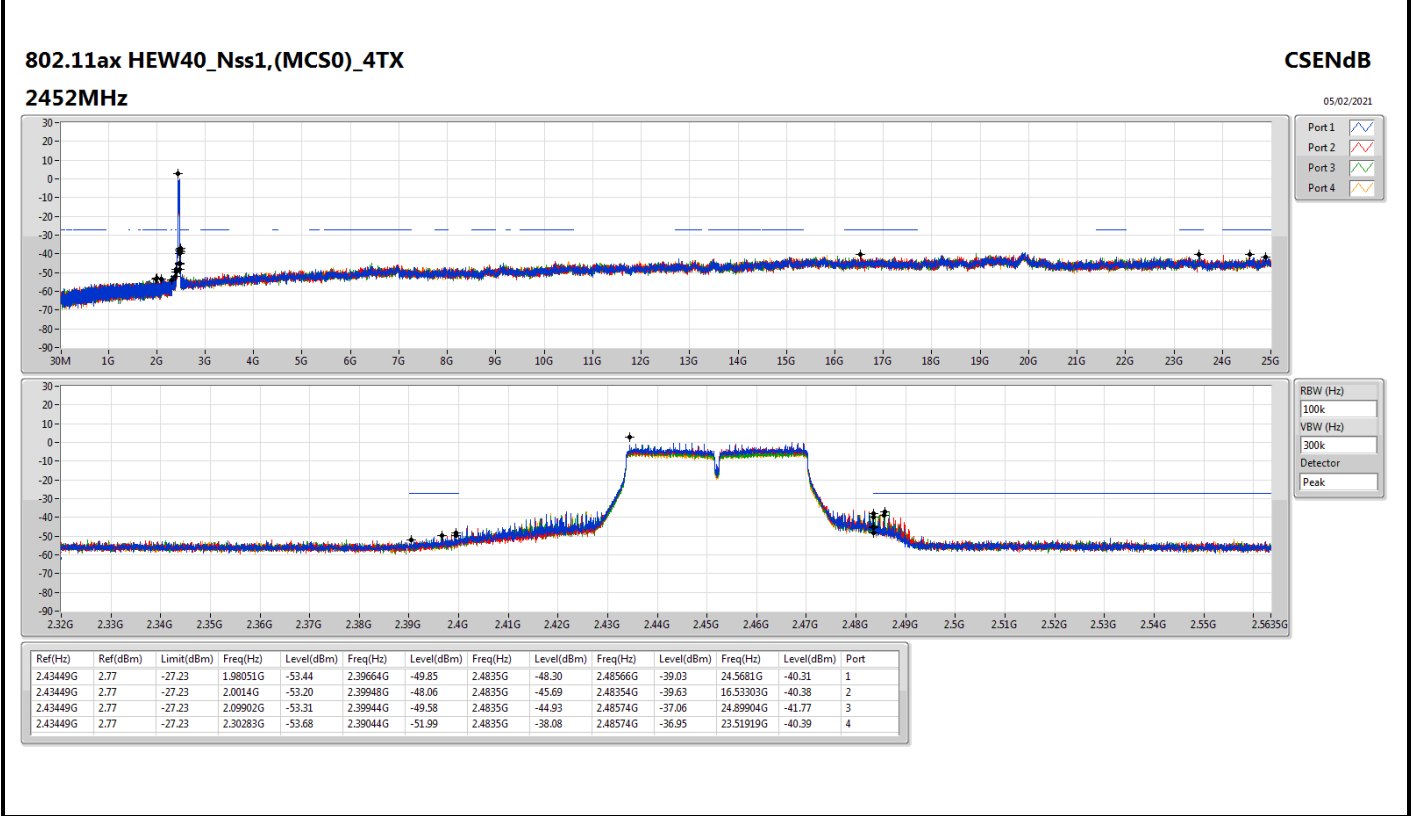
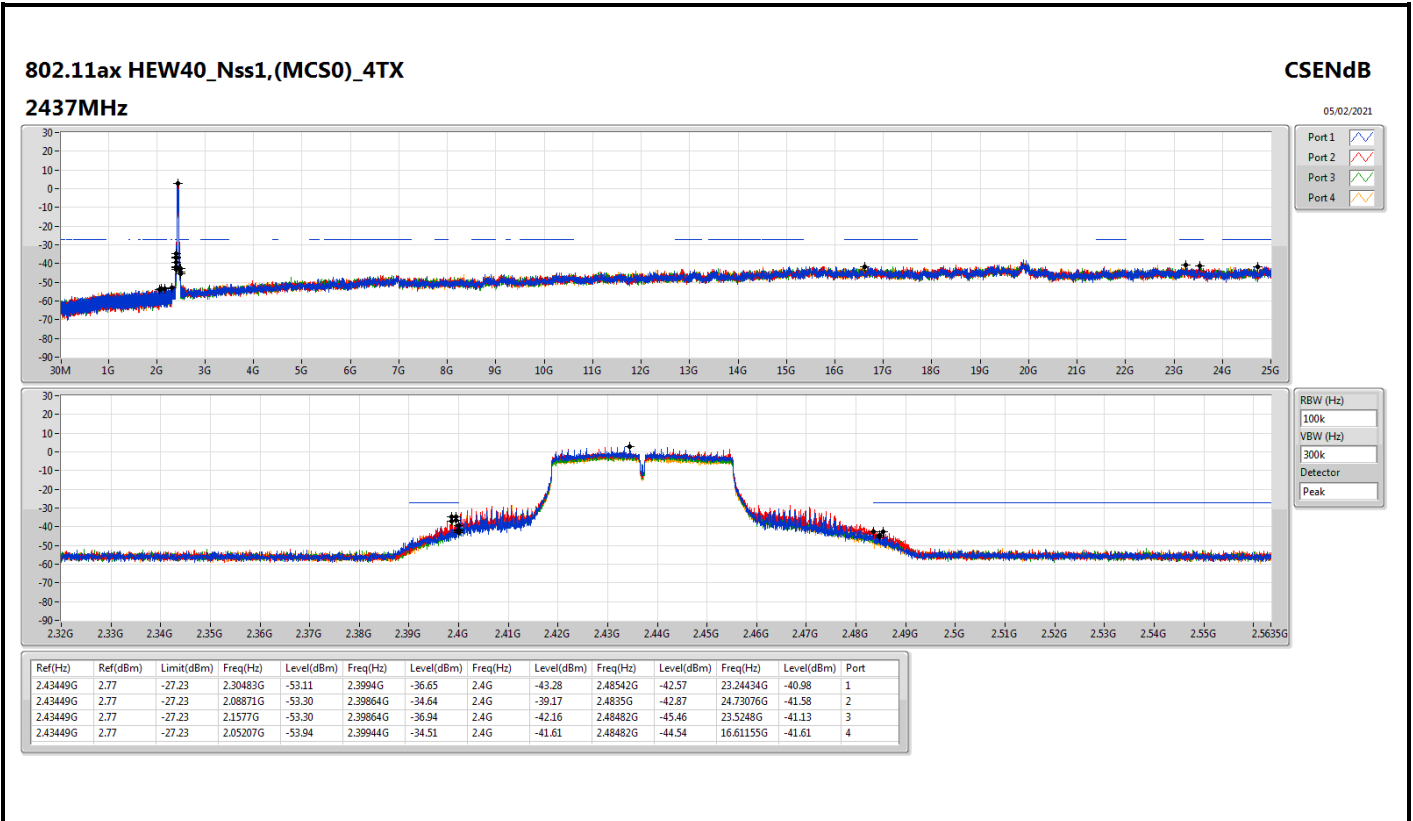














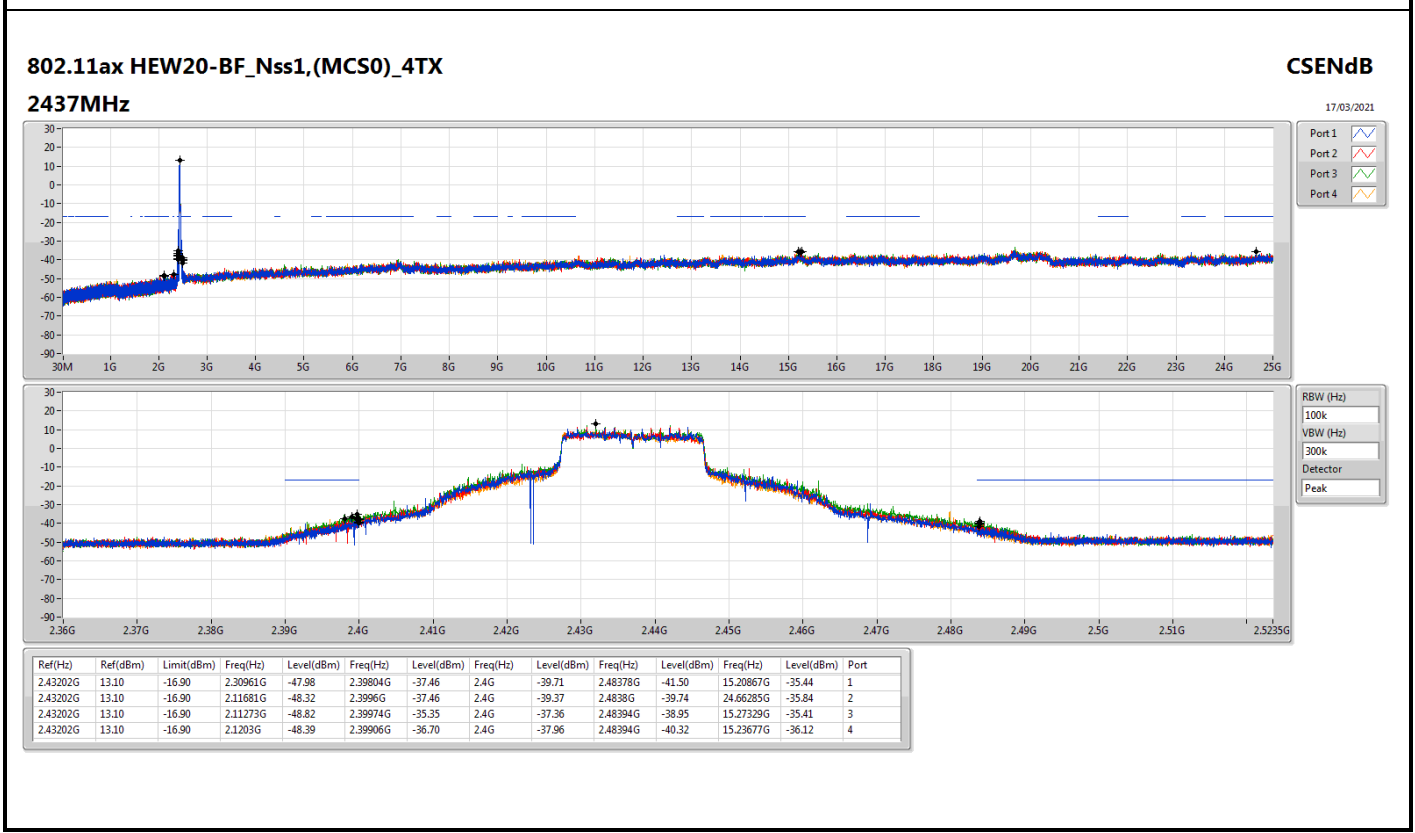
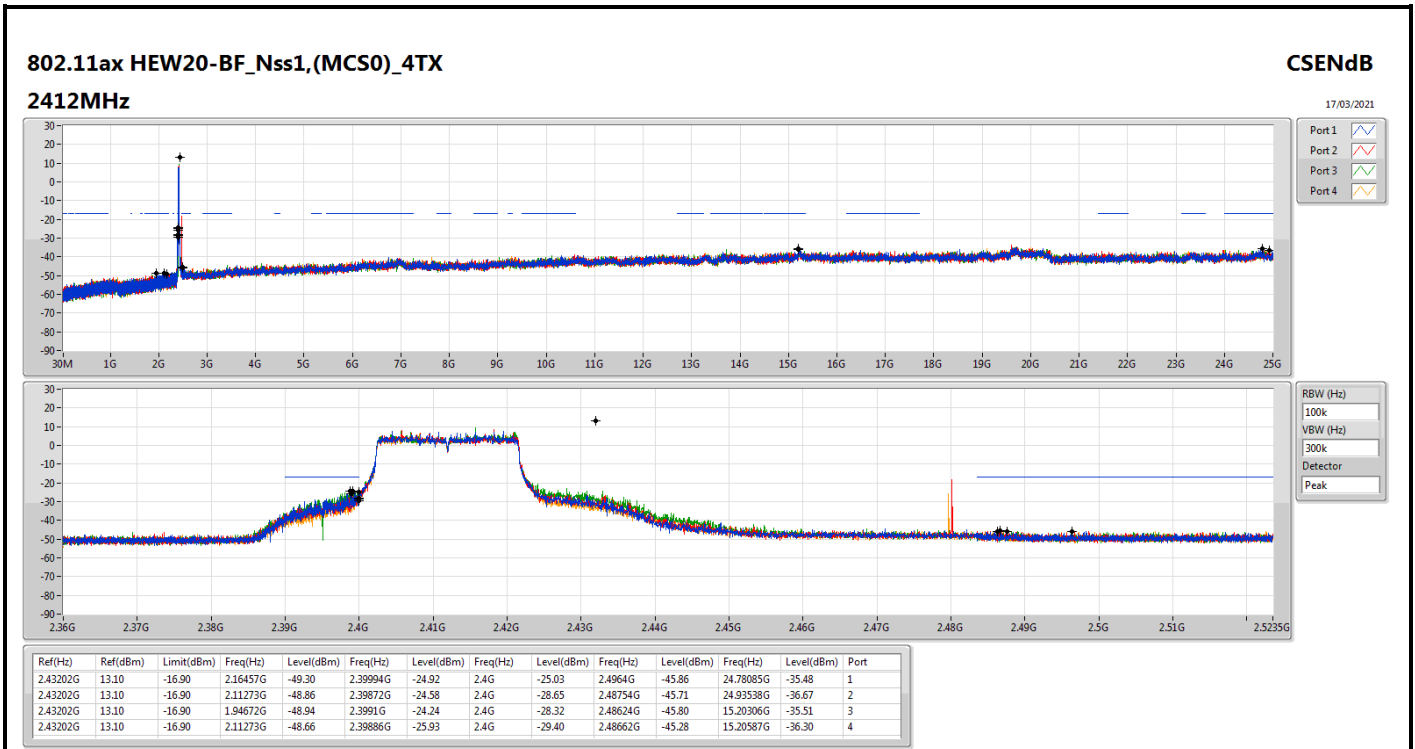
Summary

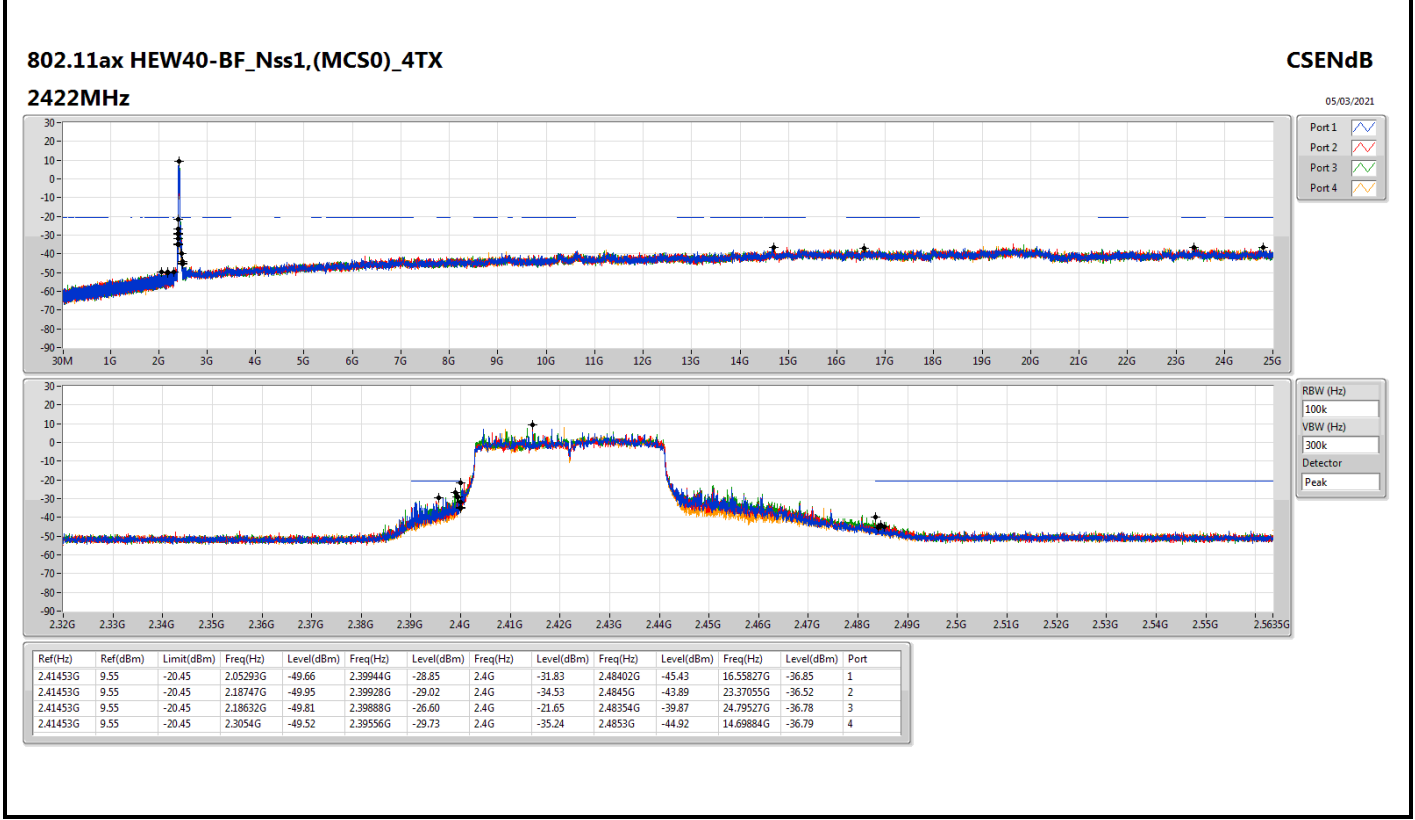
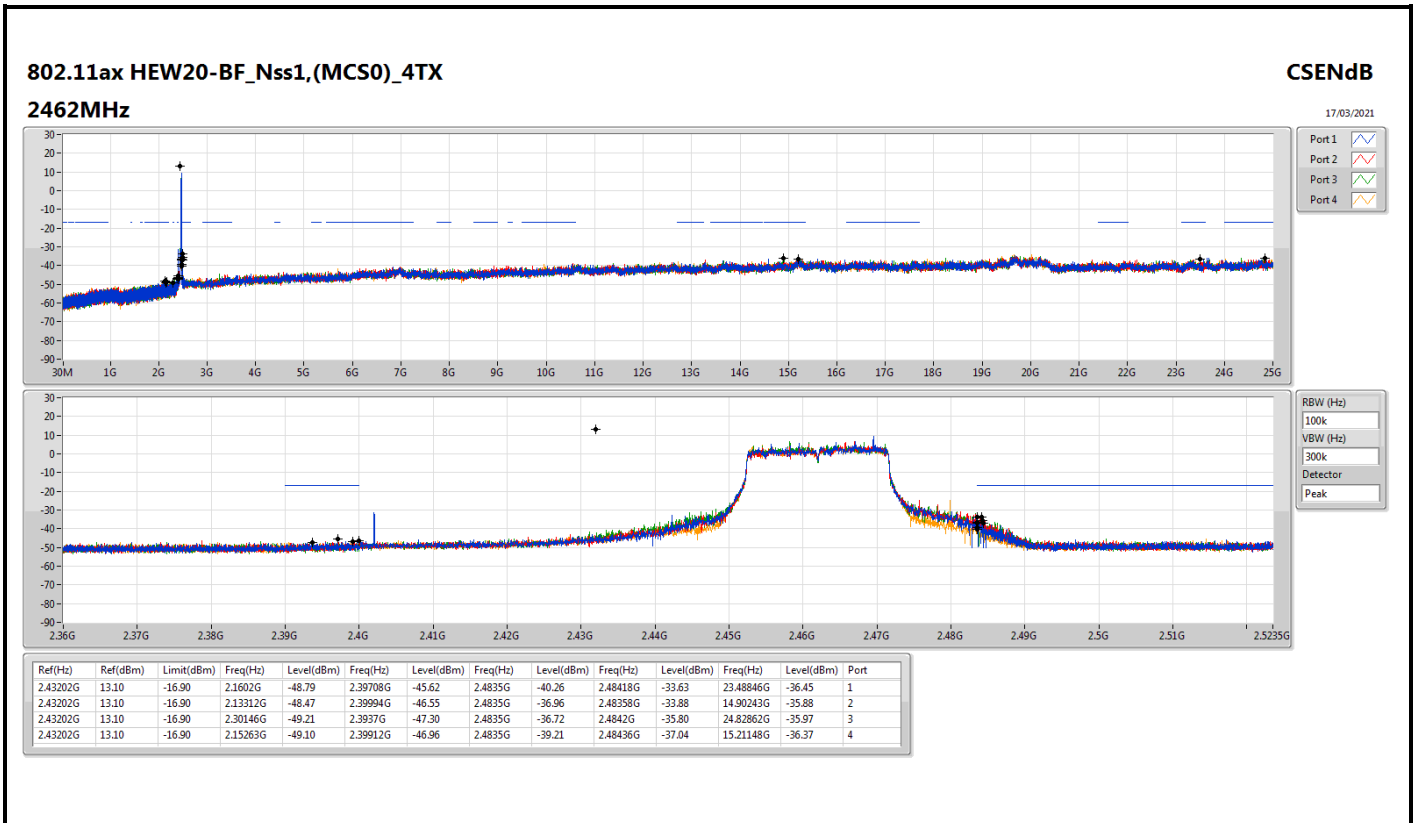
Mode	Result	Ref (Hz)	Ref (dBm)	Limit (dBm)	Freq (Hz)	Level (dBm)	Freq (Hz)	Level (dBm)	Freq (Hz)	Level (dBm)	Freq (Hz)	Level (dBm)	Freq (Hz)	Level (dBm)	Port
2.4-2.4835GHz	-	-	-	-	-	-	-	-	-	-	-	-	-	-	-
802.11ax HEW20-BF_Nss1,(MCS0)_4TX	Pass	2.43202G	13.10	-16.90	1.94672G	-48.94	2.3991G	-24.24	2.4G	-28.32	2.48624G	-45.80	15.20306G	-35.51	3
802.11ax HEW40-BF_Nss1,(MCS0)_4TX	Pass	2.41453G	9.55	-20.45	2.18632G	-49.81	2.39888G	-26.60	2.4G	-21.65	2.48354G	-39.87	24.79527G	-36.78	3

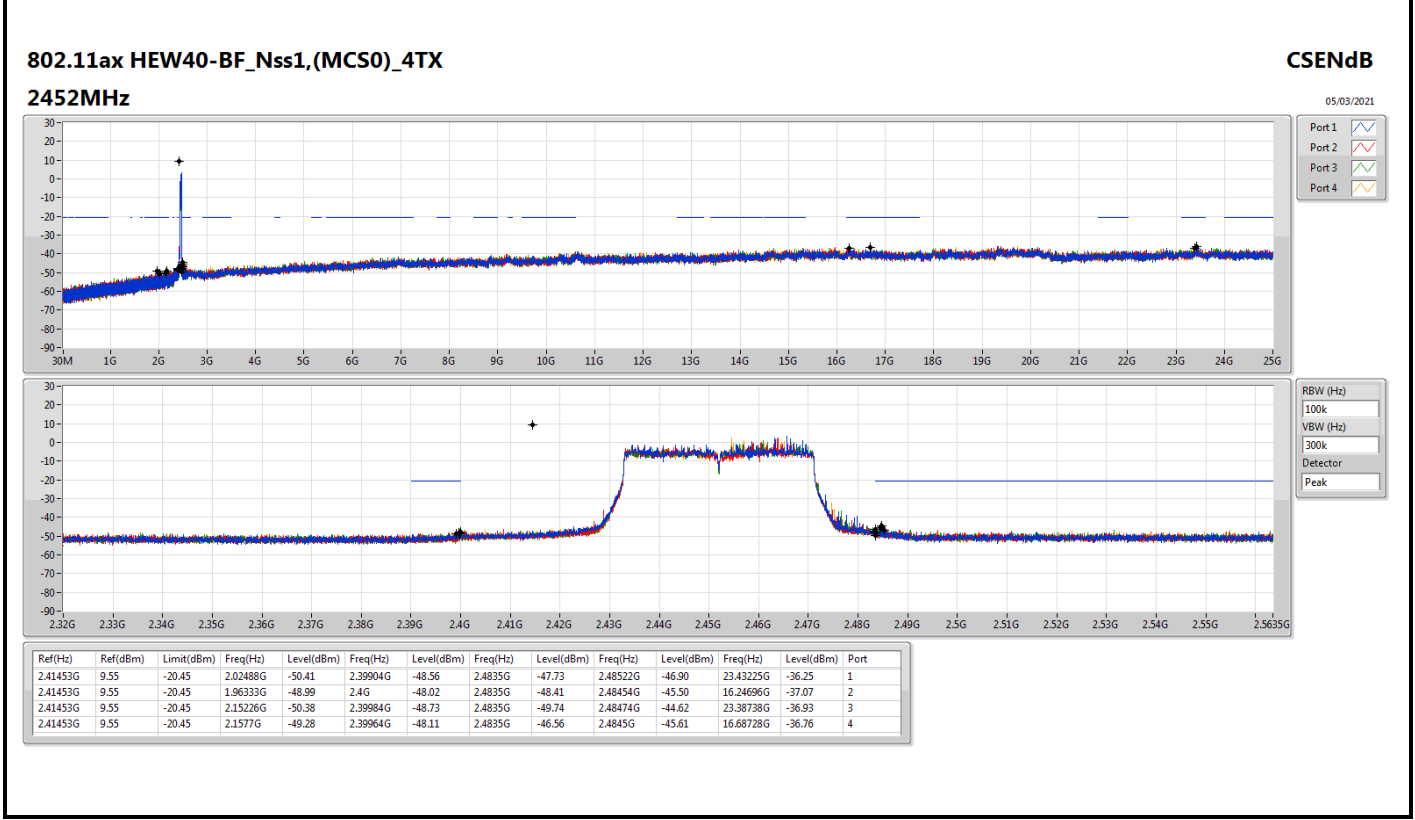
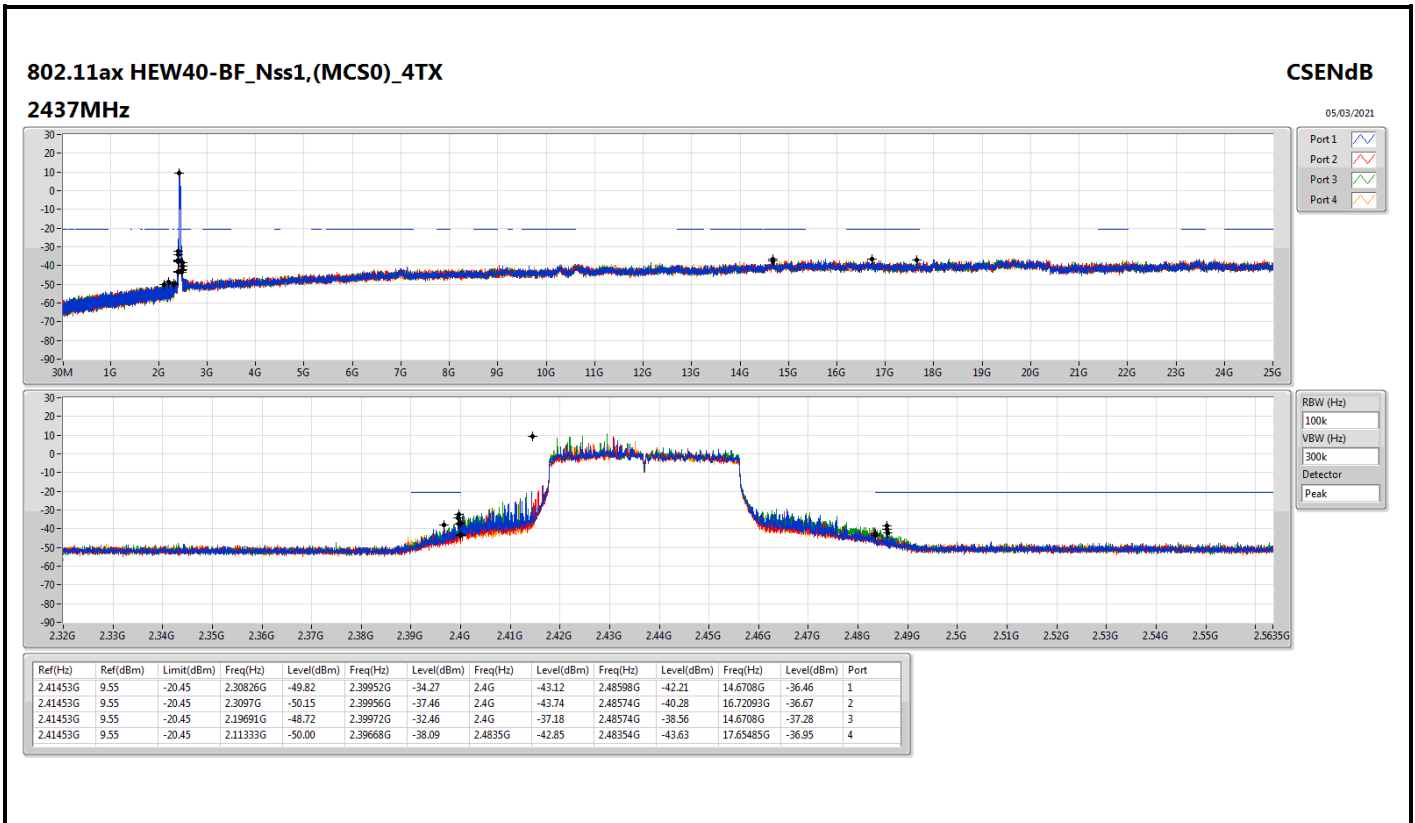


Result

Mode	Result	Ref (Hz)	Ref (dBm)	Limit (dBm)	Freq (Hz)	Level (dBm)	Freq (Hz)	Level (dBm)	Freq (Hz)	Level (dBm)	Freq (Hz)	Level (dBm)	Freq (Hz)	Level (dBm)	Port
802.11ax HEW20-BF_Nss1,(MCS0)_4TX	-	-	-	-	-	-	-	-	-	-	-	-	-	-	-
2412MHz	Pass	2.43202G	13.10	-16.90	2.16457G	-49.30	2.39994G	-24.92	2.4G	-25.03	2.4964G	-45.86	24.78085G	-35.48	1
2412MHz	Pass	2.43202G	13.10	-16.90	2.11273G	-48.86	2.39872G	-24.58	2.4G	-28.65	2.48754G	-45.71	24.93538G	-36.67	2
2412MHz	Pass	2.43202G	13.10	-16.90	1.94672G	-48.94	2.3991G	-24.24	2.4G	-28.32	2.48624G	-45.80	15.20306G	-35.51	3
2412MHz	Pass	2.43202G	13.10	-16.90	2.11273G	-48.66	2.39886G	-25.93	2.4G	-29.40	2.48662G	-45.28	15.20587G	-36.30	4
2437MHz	Pass	2.43202G	13.10	-16.90	2.30961G	-47.98	2.39804G	-37.46	2.4G	-39.71	2.48378G	-41.50	15.20867G	-35.44	1
2437MHz	Pass	2.43202G	13.10	-16.90	2.11681G	-48.32	2.3996G	-37.46	2.4G	-39.37	2.4838G	-39.74	24.66285G	-35.84	2
2437MHz	Pass	2.43202G	13.10	-16.90	2.11273G	-48.82	2.39974G	-35.35	2.4G	-37.36	2.48394G	-38.95	15.27329G	-35.41	3
2437MHz	Pass	2.43202G	13.10	-16.90	2.1203G	-48.39	2.39906G	-36.70	2.4G	-37.96	2.48394G	-40.32	15.23677G	-36.12	4
2462MHz	Pass	2.43202G	13.10	-16.90	2.1602G	-48.79	2.39708G	-45.62	2.4835G	-40.26	2.48418G	-33.63	23.48846G	-36.45	1
2462MHz	Pass	2.43202G	13.10	-16.90	2.13312G	-48.47	2.39994G	-46.55	2.4835G	-36.96	2.48358G	-33.88	14.90243G	-35.88	2
2462MHz	Pass	2.43202G	13.10	-16.90	2.30146G	-49.21	2.3937G	-47.30	2.4835G	-36.72	2.4842G	-35.80	24.82862G	-35.97	3
2462MHz	Pass	2.43202G	13.10	-16.90	2.15263G	-49.10	2.39912G	-46.96	2.4835G	-39.21	2.48436G	-37.04	15.21148G	-36.37	4
802.11ax HEW40-BF_Nss1,(MCS0)_4TX	-	-	-	-	-	-	-	-	-	-	-	-	-	-	-
2422MHz	Pass	2.41453G	9.55	-20.45	2.05293G	-49.66	2.39944G	-28.85	2.4G	-31.83	2.48402G	-45.43	16.55827G	-36.85	1
2422MHz	Pass	2.41453G	9.55	-20.45	2.18747G	-49.95	2.39928G	-29.02	2.4G	-34.53	2.4845G	-43.89	23.37055G	-36.52	2
2422MHz	Pass	2.41453G	9.55	-20.45	2.18632G	-49.81	2.39888G	-26.60	2.4G	-21.65	2.48354G	-39.87	24.79527G	-36.78	3
2422MHz	Pass	2.41453G	9.55	-20.45	2.3054G	-49.52	2.39556G	-29.73	2.4G	-35.24	2.4853G	-44.92	14.69884G	-36.79	4
2437MHz	Pass	2.41453G	9.55	-20.45	2.30826G	-49.82	2.39952G	-34.27	2.4G	-43.12	2.48598G	-42.21	14.6708G	-36.46	1
2437MHz	Pass	2.41453G	9.55	-20.45	2.3097G	-50.15	2.39956G	-37.46	2.4G	-43.74	2.48574G	-40.28	16.72093G	-36.67	2
2437MHz	Pass	2.41453G	9.55	-20.45	2.19691G	-48.72	2.39972G	-32.46	2.4G	-37.18	2.48574G	-38.56	14.6708G	-37.28	3
2437MHz	Pass	2.41453G	9.55	-20.45	2.11333G	-50.00	2.39668G	-38.09	2.4835G	-42.85	2.48354G	-43.63	17.65485G	-36.95	4
2452MHz	Pass	2.41453G	9.55	-20.45	2.02488G	-50.41	2.39904G	-48.56	2.4835G	-47.73	2.48522G	-46.90	23.43225G	-36.25	1
2452MHz	Pass	2.41453G	9.55	-20.45	1.96333G	-48.99	2.4G	-48.02	2.4835G	-48.41	2.48454G	-45.50	16.24696G	-37.07	2
2452MHz	Pass	2.41453G	9.55	-20.45	2.15226G	-50.38	2.39984G	-48.73	2.4835G	-49.74	2.48474G	-44.62	23.38738G	-36.93	3
2452MHz	Pass	2.41453G	9.55	-20.45	2.1577G	-49.28	2.39964G	-48.11	2.4835G	-46.56	2.4845G	-45.61	16.68728G	-36.76	4









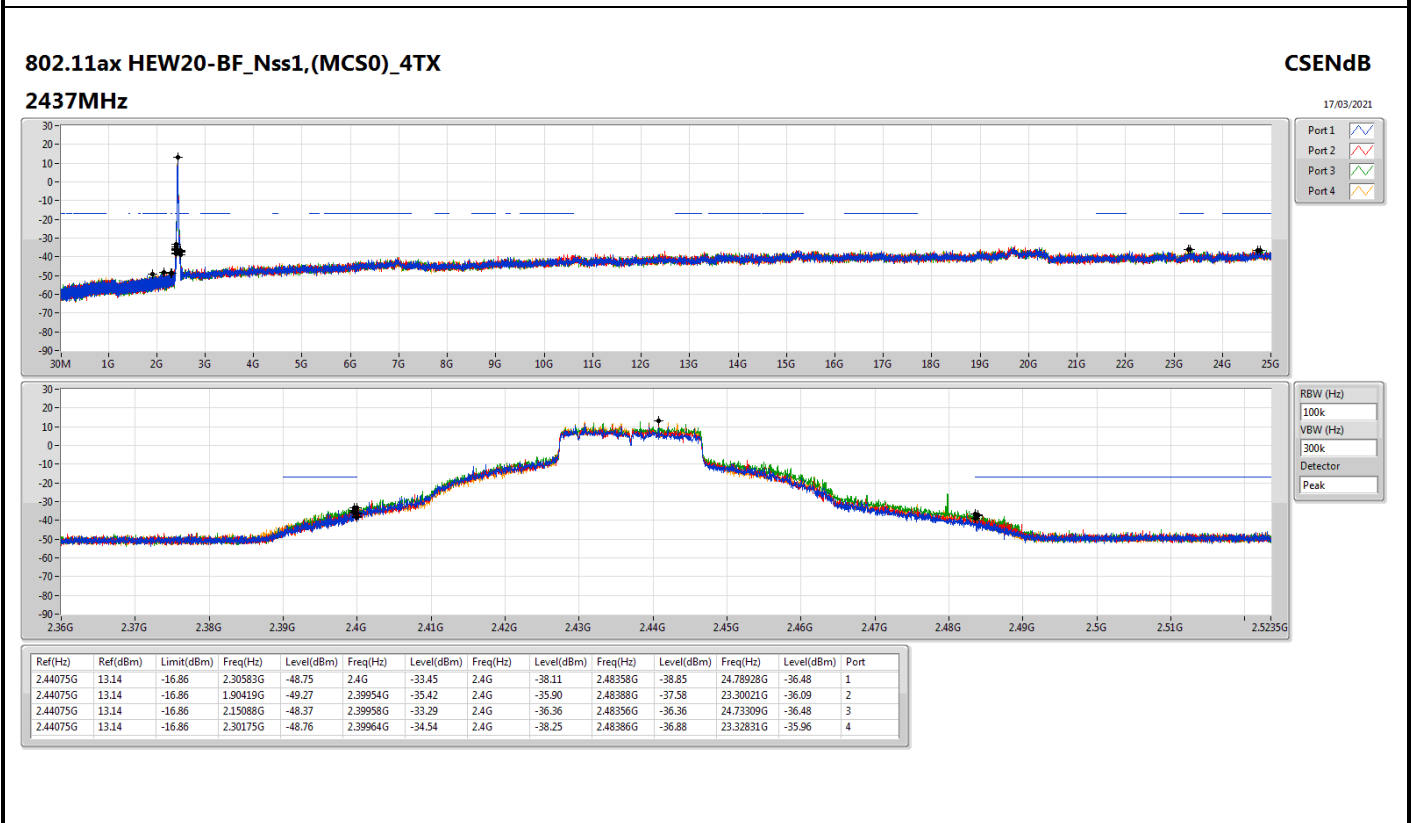
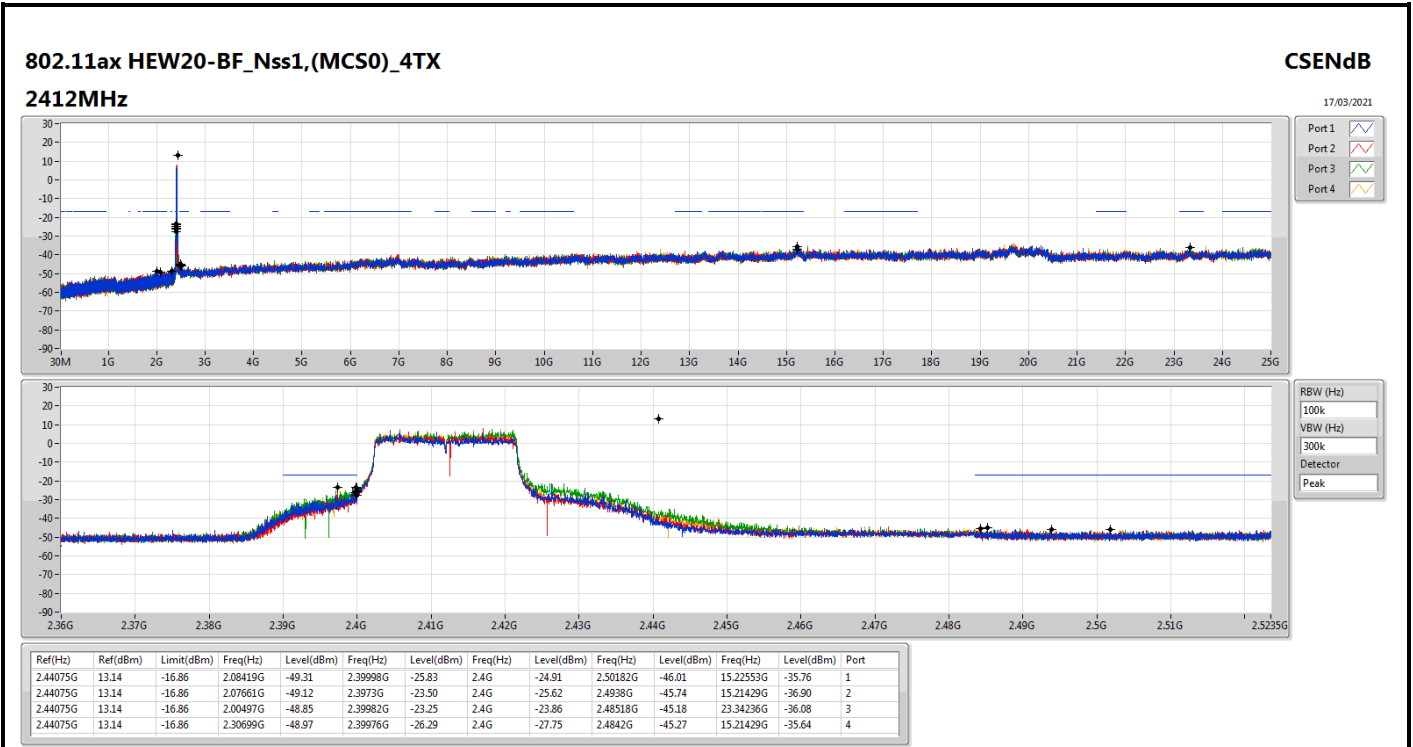
Summary

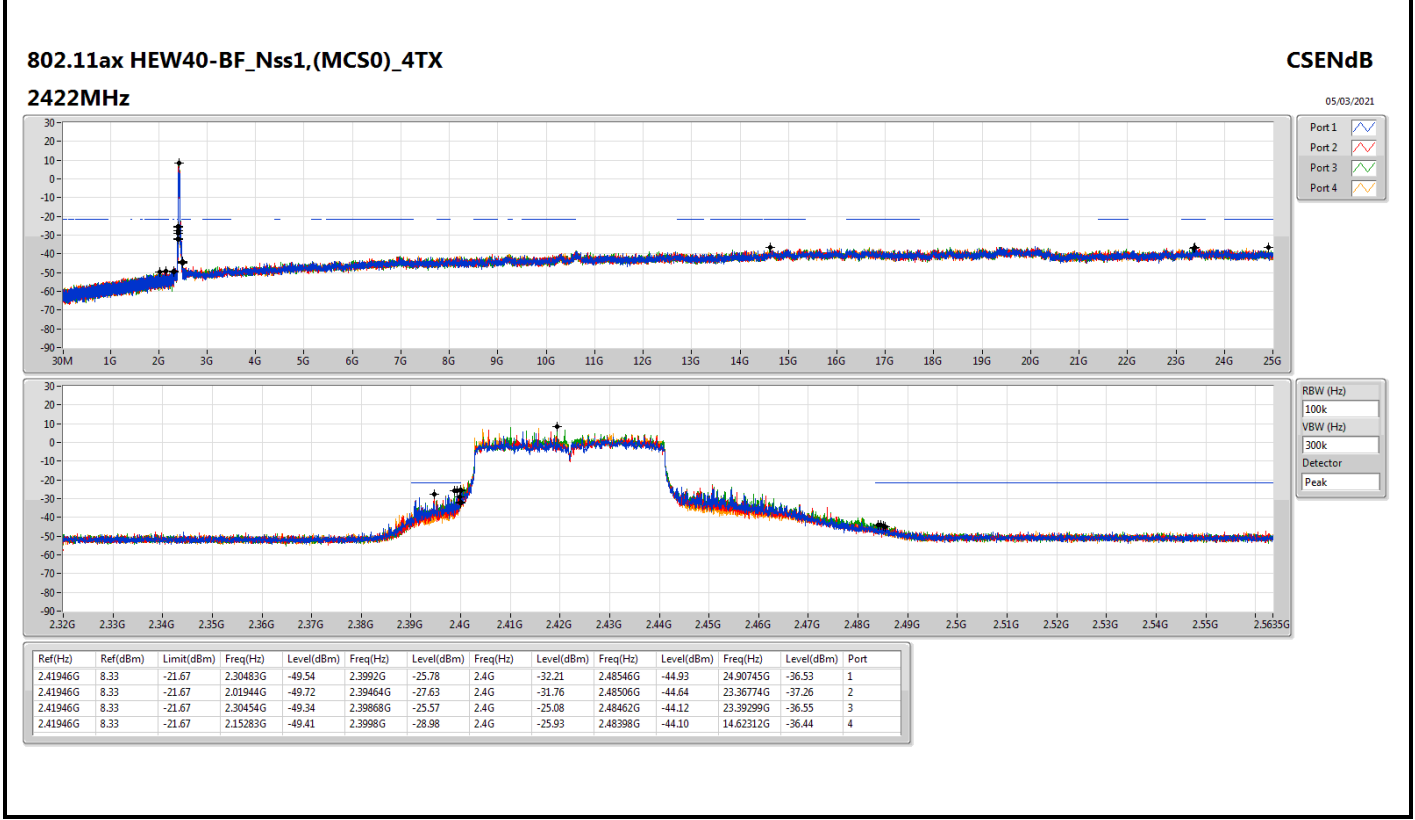
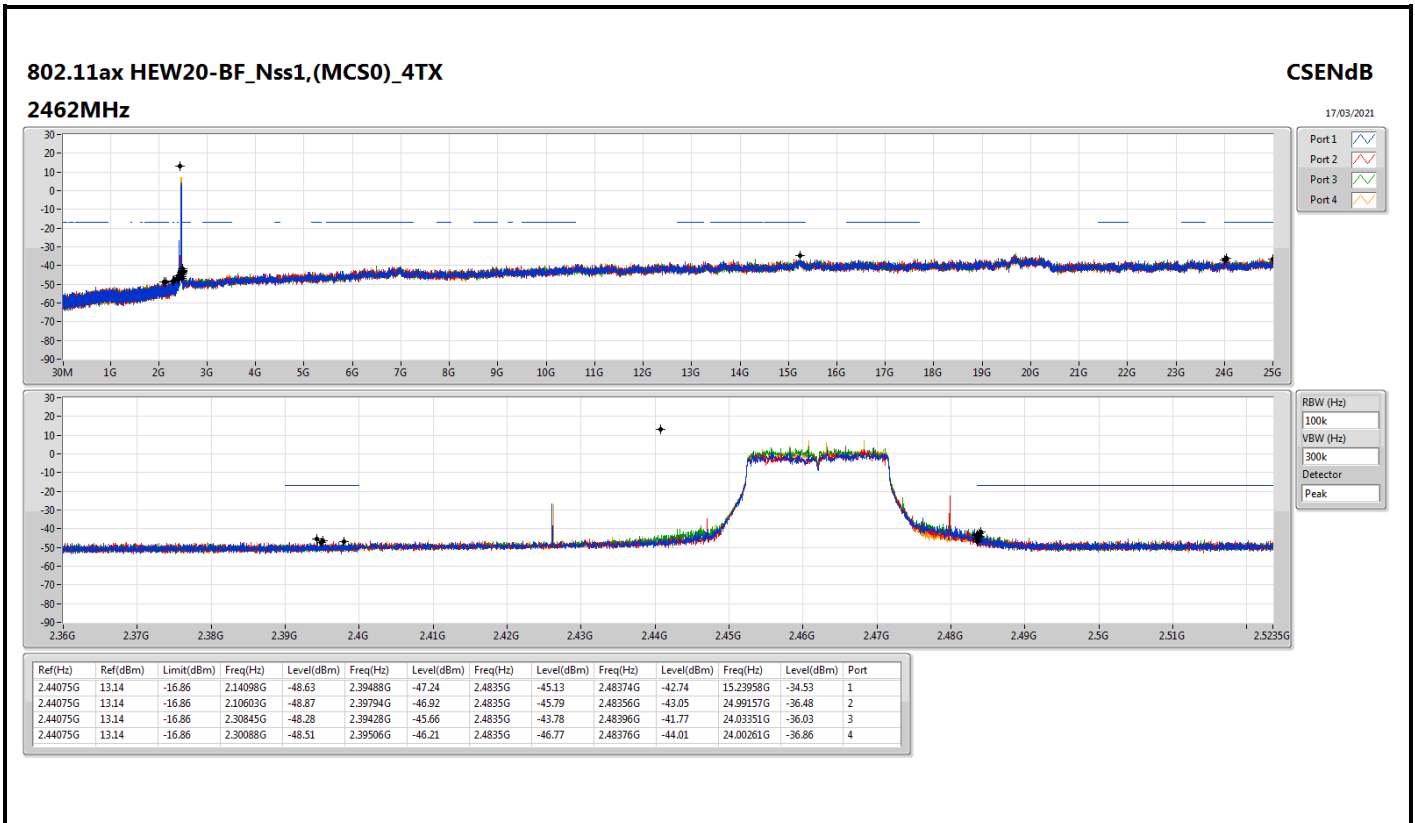
Mode	Result	Ref (Hz)	Ref (dBm)	Limit (dBm)	Freq (Hz)	Level (dBm)	Freq (Hz)	Level (dBm)	Freq (Hz)	Level (dBm)	Freq (Hz)	Level (dBm)	Freq (Hz)	Level (dBm)	Port
2.4-2.4835GHz	-	-	-	-	-	-	-	-	-	-	-	-	-	-	-
802.11ax HEW20-BF_Nss1,(MCS0)_4TX	Pass	2.44075G	13.14	-16.86	2.00497G	-48.85	2.39982G	-23.25	2.4G	-23.86	2.48518G	-45.18	23.34236G	-36.08	3
802.11ax HEW40-BF_Nss1,(MCS0)_4TX	Pass	2.41946G	8.33	-21.67	2.30454G	-49.34	2.39868G	-25.57	2.4G	-25.08	2.48462G	-44.12	23.39299G	-36.55	3

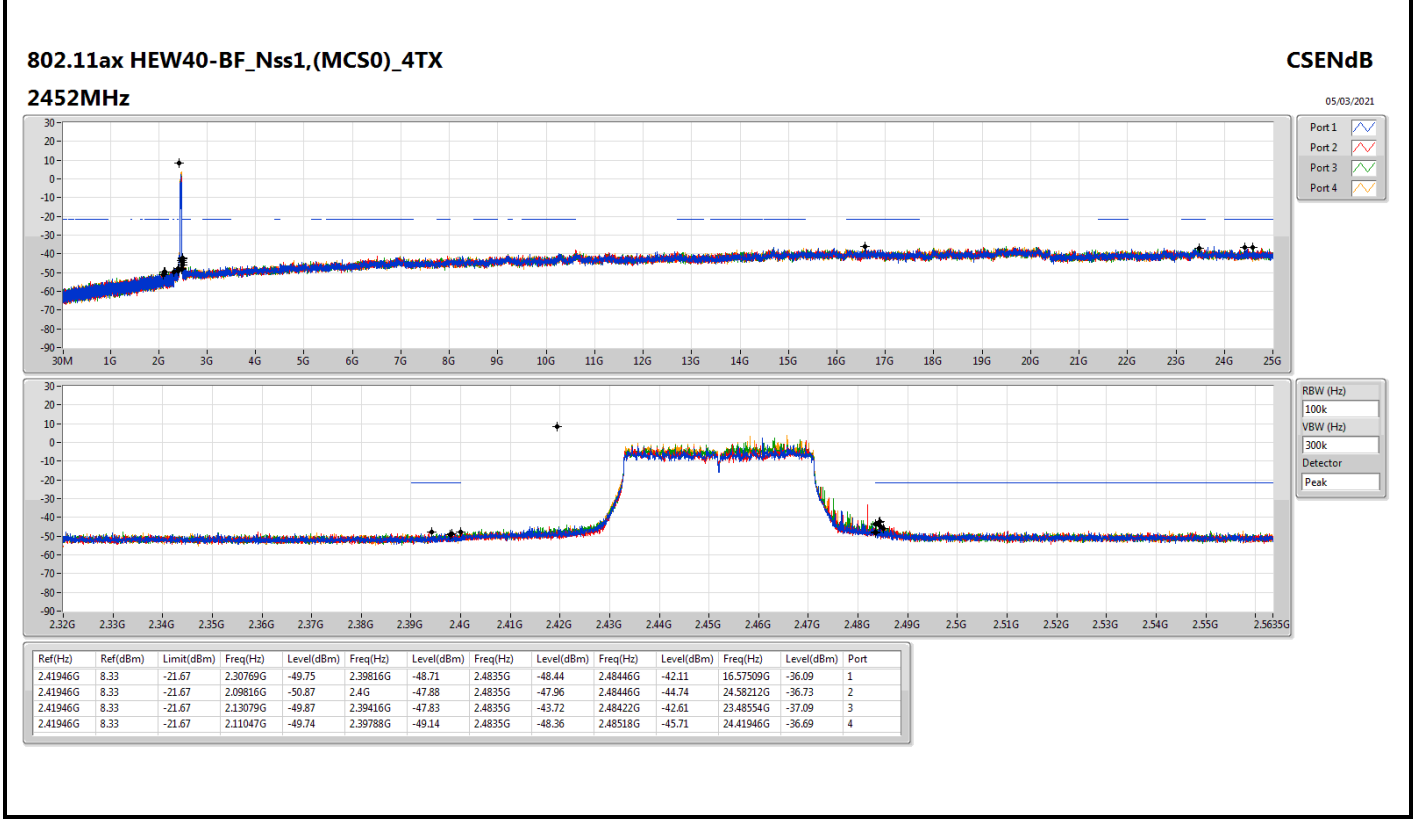
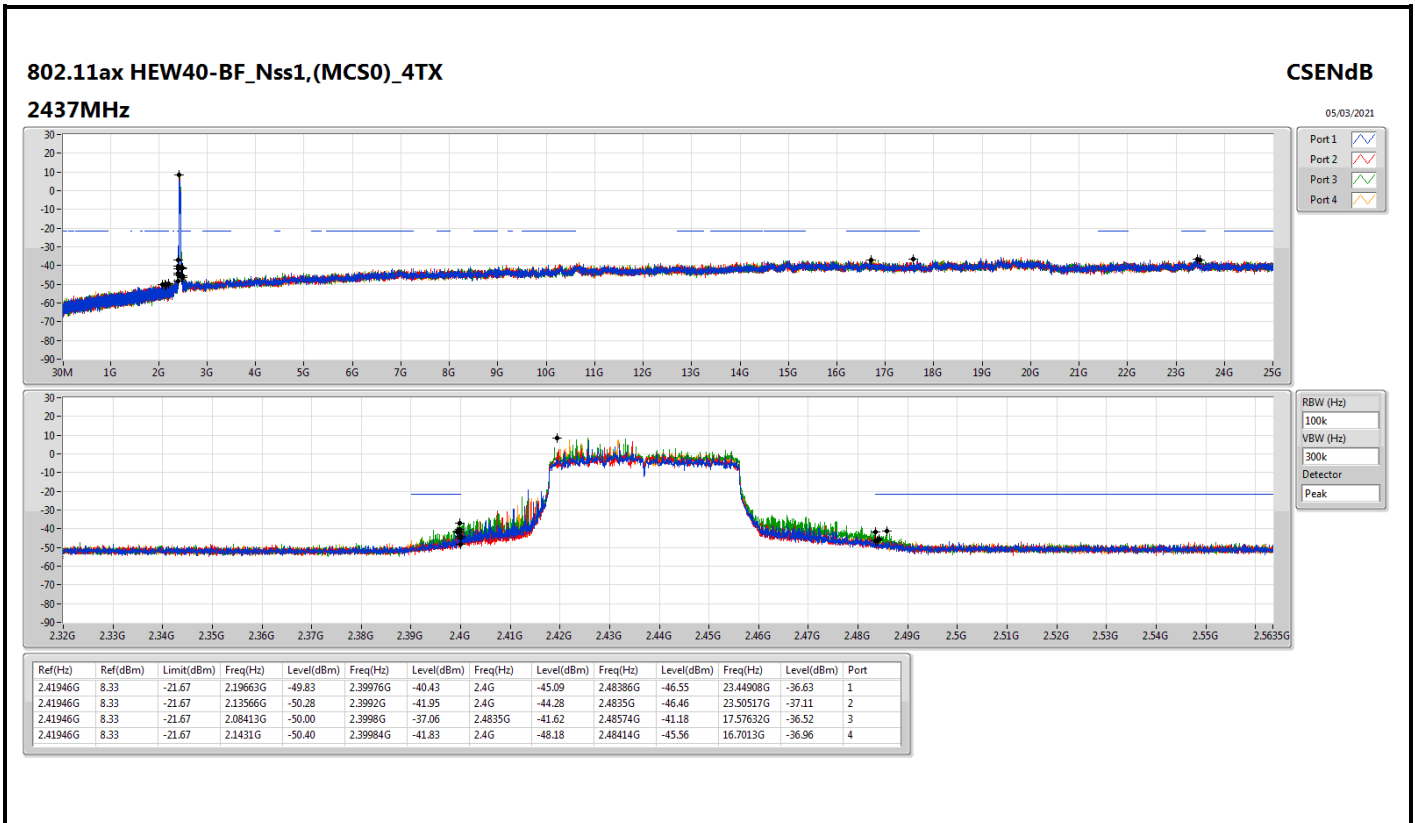


Result

Mode	Result	Ref (Hz)	Ref (dBm)	Limit (dBm)	Freq (Hz)	Level (dBm)	Freq (Hz)	Level (dBm)	Freq (Hz)	Level (dBm)	Freq (Hz)	Level (dBm)	Freq (Hz)	Level (dBm)	Port
802.11ax HEW20-BF_Nss1,(MCS0)_4TX	-	-	-	-	-	-	-	-	-	-	-	-	-	-	-
2412MHz	Pass	2.44075G	13.14	-16.86	2.08419G	-49.31	2.39998G	-25.83	2.4G	-24.91	2.50182G	-46.01	15.22553G	-35.76	1
2412MHz	Pass	2.44075G	13.14	-16.86	2.07661G	-49.12	2.3973G	-23.50	2.4G	-25.62	2.4938G	-45.74	15.21429G	-36.90	2
2412MHz	Pass	2.44075G	13.14	-16.86	2.00497G	-48.85	2.39982G	-23.25	2.4G	-23.86	2.48518G	-45.18	23.34236G	-36.08	3
2412MHz	Pass	2.44075G	13.14	-16.86	2.30699G	-48.97	2.39976G	-26.29	2.4G	-27.75	2.4842G	-45.27	15.21429G	-35.64	4
2437MHz	Pass	2.44075G	13.14	-16.86	2.30583G	-48.75	2.4G	-33.45	2.4G	-38.11	2.48358G	-38.85	24.78928G	-36.48	1
2437MHz	Pass	2.44075G	13.14	-16.86	1.90419G	-49.27	2.39954G	-35.42	2.4G	-35.90	2.48388G	-37.58	23.30021G	-36.09	2
2437MHz	Pass	2.44075G	13.14	-16.86	2.15088G	-48.37	2.39958G	-33.29	2.4G	-36.36	2.48356G	-36.36	24.73309G	-36.48	3
2437MHz	Pass	2.44075G	13.14	-16.86	2.30175G	-48.76	2.39964G	-34.54	2.4G	-38.25	2.48386G	-36.88	23.32831G	-35.96	4
2462MHz	Pass	2.44075G	13.14	-16.86	2.14098G	-48.63	2.39488G	-47.24	2.4835G	-45.13	2.48374G	-42.74	15.23958G	-34.53	1
2462MHz	Pass	2.44075G	13.14	-16.86	2.10603G	-48.87	2.39794G	-46.92	2.4835G	-45.79	2.48356G	-43.05	24.99157G	-36.48	2
2462MHz	Pass	2.44075G	13.14	-16.86	2.30845G	-48.28	2.39428G	-45.66	2.4835G	-43.78	2.48396G	-41.77	24.03351G	-36.03	3
2462MHz	Pass	2.44075G	13.14	-16.86	2.30088G	-48.51	2.39506G	-46.21	2.4835G	-46.77	2.48376G	-44.01	24.00261G	-36.86	4
802.11ax HEW40-BF_Nss1,(MCS0)_4TX	-	-	-	-	-	-	-	-	-	-	-	-	-	-	-
2422MHz	Pass	2.41946G	8.33	-21.67	2.30483G	-49.54	2.3992G	-25.78	2.4G	-32.21	2.48546G	-44.93	24.90745G	-36.53	1
2422MHz	Pass	2.41946G	8.33	-21.67	2.01944G	-49.72	2.39464G	-27.63	2.4G	-31.76	2.48506G	-44.64	23.36774G	-37.26	2
2422MHz	Pass	2.41946G	8.33	-21.67	2.30454G	-49.34	2.39868G	-25.57	2.4G	-25.08	2.48462G	-44.12	23.39299G	-36.55	3
2422MHz	Pass	2.41946G	8.33	-21.67	2.15283G	-49.41	2.3998G	-28.98	2.4G	-25.93	2.48398G	-44.10	14.62312G	-36.44	4
2437MHz	Pass	2.41946G	8.33	-21.67	2.19663G	-49.83	2.39976G	-40.43	2.4G	-45.09	2.48386G	-46.55	23.44908G	-36.63	1
2437MHz	Pass	2.41946G	8.33	-21.67	2.13566G	-50.28	2.3992G	-41.95	2.4G	-44.28	2.4835G	-46.46	23.50517G	-37.11	2
2437MHz	Pass	2.41946G	8.33	-21.67	2.08413G	-50.00	2.3998G	-37.06	2.4835G	-41.62	2.48574G	-41.18	17.57632G	-36.52	3
2437MHz	Pass	2.41946G	8.33	-21.67	2.1431G	-50.40	2.39984G	-41.83	2.4G	-48.18	2.48414G	-45.56	16.7013G	-36.96	4
2452MHz	Pass	2.41946G	8.33	-21.67	2.30769G	-49.75	2.39816G	-48.71	2.4835G	-48.44	2.48446G	-42.11	16.57509G	-36.09	1
2452MHz	Pass	2.41946G	8.33	-21.67	2.09816G	-50.87	2.4G	-47.88	2.4835G	-47.96	2.48446G	-44.74	24.58212G	-36.73	2
2452MHz	Pass	2.41946G	8.33	-21.67	2.13079G	-49.87	2.39416G	-47.83	2.4835G	-43.72	2.48422G	-42.61	23.48554G	-37.09	3
2452MHz	Pass	2.41946G	8.33	-21.67	2.11047G	-49.74	2.39788G	-49.14	2.4835G	-48.36	2.48518G	-45.71	24.41946G	-36.69	4









Summary

Mode	Result	Type	Freq (Hz)	Level (dBuV/m)	Limit (dBuV/m)	Margin (dB)	Dist (m)	Condition	Azimuth (°)	Height (m)	Comments
2.4-2.4835GHz	-	-	-	-	-	-	-	-	-	-	-
802.11ax HEW40_Nss1,(MCS0)_4TX	Pass	QP	68.15M	39.19	40.00	-0.81	3	Vertical	243	2.75	-

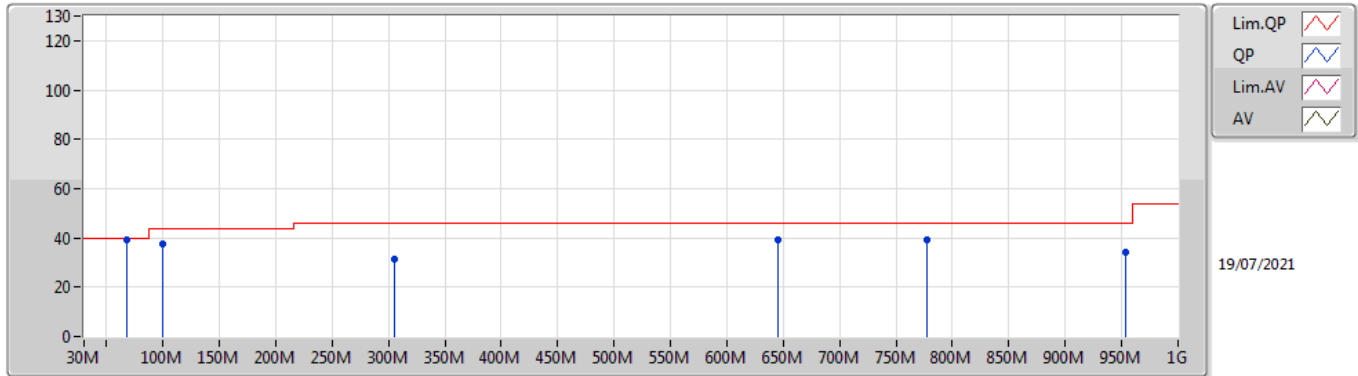


Result

Mode	Result	Type	Freq (Hz)	Level (dBuV/m)	Limit (dBuV/m)	Margin (dB)	Dist (m)	Condition	Azimuth (°)	Height (m)	Comments
802.11ax HEW40_Nss1,(MCS0)_4TX	-	-	-	-	-	-	-	-	-	-	-
2437MHz	Pass	PK	99.84M	37.49	43.50	-6.01	3	Vertical	0	1.00	-
2437MHz	Pass	PK	305.48M	31.36	46.00	-14.64	3	Vertical	0	1.00	-
2437MHz	Pass	PK	644.98M	38.95	46.00	-7.05	3	Vertical	0	1.00	-
2437MHz	Pass	PK	776.9M	39.45	46.00	-6.55	3	Vertical	0	1.00	-
2437MHz	Pass	PK	953.44M	34.31	46.00	-11.69	3	Vertical	0	1.00	-
2437MHz	Pass	QP	68.15M	39.19	40.00	-0.81	3	Vertical	243	2.75	-
2437MHz	Pass	PK	224M	40.31	46.00	-5.69	3	Horizontal	360	1.00	-
2437MHz	Pass	PK	557.68M	39.03	46.00	-6.97	3	Horizontal	360	1.00	-
2437MHz	Pass	PK	639.16M	40.65	46.00	-5.35	3	Horizontal	360	1.00	-
2437MHz	Pass	PK	953.44M	33.72	46.00	-12.28	3	Horizontal	360	1.00	-
2437MHz	Pass	QP	73.2M	38.97	40.00	-1.03	3	Horizontal	321	2.35	-
2437MHz	Pass	QP	138.77M	39.15	43.50	-4.35	3	Horizontal	95	2.23	-

802.11ax HEW40_Nss1,(MCS0)_4TX

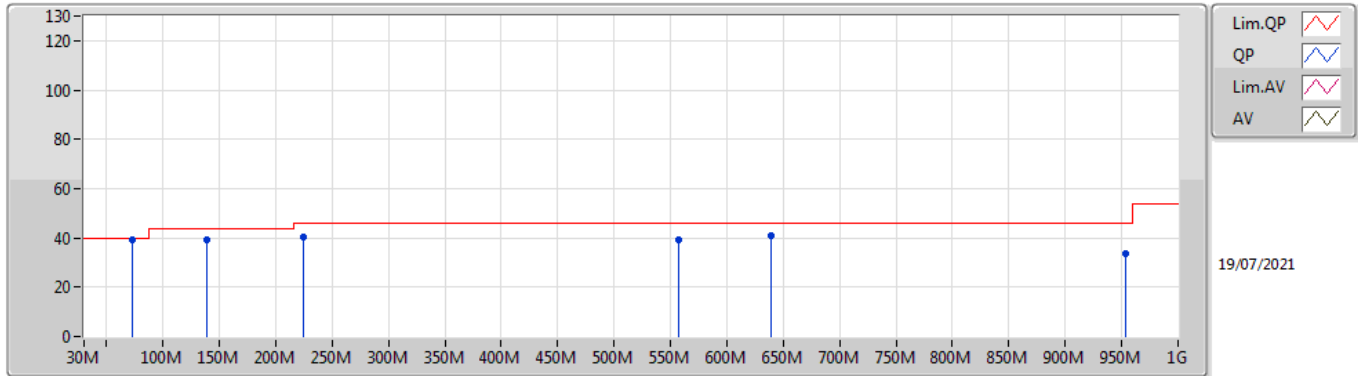
2437MHz_Adapter



Type	Freq (Hz)	Level (dBuV/m)	Limit (dBuV/m)	Margin (dB)	Factor (dB)	Dist (m)	Condition	Azimuth (°)	Height (m)	Comment	Raw (dBuV)	AF (dB)	CL (dB)	PA (dB)
PK	99.84M	37.49	43.50	-6.01	-20.42	3	Vertical	0	1.00	-	57.91	15.23	0.97	36.62
PK	305.48M	31.36	46.00	-14.64	-16.39	3	Vertical	0	1.00	-	47.75	18.38	1.68	36.45
PK	644.98M	38.95	46.00	-7.05	-9.05	3	Vertical	0	1.00	-	48.00	25.59	2.60	37.24
PK	776.9M	39.45	46.00	-6.55	-7.41	3	Vertical	0	1.00	-	46.86	27.36	2.77	37.54
PK	953.44M	34.31	46.00	-11.69	-4.32	3	Vertical	0	1.00	-	38.63	30.12	3.10	37.54
QP	68.15M	39.19	40.00	-0.81	-24.91	3	Vertical	243	2.75	-	64.10	11.26	0.83	37.00

802.11ax HEW40_Nss1,(MCS0)_4TX

2437MHz_Adapter



Type	Freq (Hz)	Level (dBuV/m)	Limit (dBuV/m)	Margin (dB)	Factor (dB)	Dist (m)	Condition	Azimuth (°)	Height (m)	Comment	Raw (dBuV)	AF (dB)	CL (dB)	PA (dB)
PK	224M	40.31	46.00	-5.69	-20.22	3	Horizontal	360	1.00	-	60.53	14.70	1.41	36.33
PK	557.68M	39.03	46.00	-6.97	-9.45	3	Horizontal	360	1.00	-	48.48	25.25	2.39	37.09
PK	639.16M	40.65	46.00	-5.35	-9.09	3	Horizontal	360	1.00	-	49.74	25.54	2.59	37.22
PK	953.44M	33.72	46.00	-12.28	-4.32	3	Horizontal	360	1.00	-	38.04	30.12	3.10	37.54
QP	73.2M	38.97	40.00	-1.03	-24.51	3	Horizontal	321	2.35	-	63.48	11.59	0.85	36.95
QP	138.77M	39.15	43.50	-4.35	-18.52	3	Horizontal	95	2.23	-	57.67	16.75	1.16	36.43



Summary

Mode	Result	Type	Freq (Hz)	Level (dBuV/m)	Limit (dBuV/m)	Margin (dB)	Dist (m)	Condition	Azimuth (°)	Height (m)	Comments
2.4-2.4835GHz	-	-	-	-	-	-	-	-	-	-	-
802.11b_Nss1,(1Mbps)_4TX	Pass	AV	2.484G	53.93	54.00	-0.07	3	Horizontal	78	2.33	-
802.11g_Nss1,(6Mbps)_4TX	Pass	AV	2.4835G	53.97	54.00	-0.03	3	Horizontal	290	1.40	-
802.11ax HEW20_Nss1,(MCS0)_4TX	Pass	AV	2.4835G	53.88	54.00	-0.12	3	Horizontal	294	1.00	-
802.11ax HEW40_Nss1,(MCS0)_4TX	Pass	AV	2.4835G	53.86	54.00	-0.14	3	Horizontal	296	1.13	-



Result

Mode	Result	Type	Freq (Hz)	Level (dBuV/m)	Limit (dBuV/m)	Margin (dB)	Dist (m)	Condition	Azimuth (°)	Height (m)	Comments
802.11b_Nss1,(1Mbps)_4TX	-	-	-	-	-	-	-	-	-	-	-
2412MHz	Pass	AV	2.3892G	53.14	54.00	-0.86	3	Vertical	239	2.95	-
2412MHz	Pass	AV	2.4102G	109.16	Inf	-Inf	3	Vertical	239	2.95	-
2412MHz	Pass	PK	2.3898G	60.89	74.00	-13.11	3	Vertical	239	2.95	-
2412MHz	Pass	PK	2.4092G	111.38	Inf	-Inf	3	Vertical	239	2.95	-
2412MHz	Pass	AV	2.3892G	52.36	54.00	-1.64	3	Horizontal	50.9	2.59	-
2412MHz	Pass	AV	2.4138G	111.13	Inf	-Inf	3	Horizontal	50.9	2.59	-
2412MHz	Pass	PK	2.3896G	60.12	74.00	-13.88	3	Horizontal	50.9	2.59	-
2412MHz	Pass	PK	2.4148G	113.34	Inf	-Inf	3	Horizontal	50.9	2.59	-
2412MHz	Pass	AV	4.82393G	39.78	54.00	-14.22	3	Vertical	200	1.11	-
2412MHz	Pass	PK	4.82382G	46.99	74.00	-27.01	3	Vertical	200	1.11	-
2412MHz	Pass	AV	4.82392G	30.83	54.00	-23.17	3	Horizontal	309	2.12	-
2412MHz	Pass	PK	4.82398G	43.10	74.00	-30.90	3	Horizontal	309	2.12	-
2417MHz	Pass	AV	2.39G	51.84	54.00	-2.16	3	Vertical	251	1.40	-
2417MHz	Pass	AV	2.4188G	110.30	Inf	-Inf	3	Vertical	251	1.40	-
2417MHz	Pass	PK	2.39G	60.54	74.00	-13.46	3	Vertical	251	1.40	-
2417MHz	Pass	PK	2.4184G	112.23	Inf	-Inf	3	Vertical	251	1.40	-
2417MHz	Pass	AV	2.39G	53.67	54.00	-0.33	3	Horizontal	52	2.56	-
2417MHz	Pass	AV	2.4208G	112.15	Inf	-Inf	3	Horizontal	52	2.56	-
2417MHz	Pass	PK	2.39G	61.66	74.00	-12.34	3	Horizontal	52	2.56	-
2417MHz	Pass	PK	2.4184G	115.16	Inf	-Inf	3	Horizontal	52	2.56	-
2422MHz	Pass	AV	2.39G	51.52	54.00	-2.48	3	Vertical	123	1.29	-
2422MHz	Pass	AV	2.4202G	109.27	Inf	-Inf	3	Vertical	123	1.29	-
2422MHz	Pass	PK	2.39G	59.61	74.00	-14.39	3	Vertical	123	1.29	-
2422MHz	Pass	PK	2.4236G	111.07	Inf	-Inf	3	Vertical	123	1.29	-
2422MHz	Pass	AV	2.39G	53.54	54.00	-0.46	3	Horizontal	54	2.78	-
2422MHz	Pass	AV	2.4238G	111.82	Inf	-Inf	3	Horizontal	54	2.78	-
2422MHz	Pass	PK	2.39G	61.91	74.00	-12.09	3	Horizontal	54	2.78	-
2422MHz	Pass	PK	2.4234G	114.32	Inf	-Inf	3	Horizontal	54	2.78	-
2427MHz	Pass	AV	2.389G	48.20	54.00	-5.80	3	Vertical	33	1.02	-
2427MHz	Pass	AV	2.4288G	110.92	Inf	-Inf	3	Vertical	33	1.02	-
2427MHz	Pass	PK	2.389G	58.67	74.00	-15.33	3	Vertical	33	1.02	-
2427MHz	Pass	PK	2.4284G	113.06	Inf	-Inf	3	Vertical	33	1.02	-
2427MHz	Pass	AV	2.3892G	49.93	54.00	-4.07	3	Horizontal	55	2.78	-
2427MHz	Pass	AV	2.4288G	111.71	Inf	-Inf	3	Horizontal	55	2.78	-
2427MHz	Pass	PK	2.389G	59.49	74.00	-14.51	3	Horizontal	55	2.78	-
2427MHz	Pass	PK	2.4284G	114.17	Inf	-Inf	3	Horizontal	55	2.78	-
2437MHz	Pass	AV	2.3578G	44.11	54.00	-9.89	3	Vertical	262	1.53	-
2437MHz	Pass	AV	2.4354G	111.59	Inf	-Inf	3	Vertical	262	1.53	-
2437MHz	Pass	AV	2.4835G	50.10	54.00	-3.90	3	Vertical	262	1.53	-
2437MHz	Pass	PK	2.339G	56.74	74.00	-17.26	3	Vertical	262	1.53	-
2437MHz	Pass	PK	2.4342G	113.40	Inf	-Inf	3	Vertical	262	1.53	-
2437MHz	Pass	PK	2.4866G	59.21	74.00	-14.79	3	Vertical	262	1.53	-
2437MHz	Pass	AV	2.3894G	44.56	54.00	-9.44	3	Horizontal	48	1.79	-
2437MHz	Pass	AV	2.4354G	112.86	Inf	-Inf	3	Horizontal	48	1.79	-
2437MHz	Pass	AV	2.4835G	48.60	54.00	-5.40	3	Horizontal	48	1.79	-
2437MHz	Pass	PK	2.3622G	57.08	74.00	-16.92	3	Horizontal	48	1.79	-
2437MHz	Pass	PK	2.4342G	115.21	Inf	-Inf	3	Horizontal	48	1.79	-
2437MHz	Pass	PK	2.4838G	58.91	74.00	-15.09	3	Horizontal	48	1.79	-
2437MHz	Pass	AV	4.87392G	32.91	54.00	-21.09	3	Vertical	205	1.06	-
2437MHz	Pass	PK	4.87407G	44.12	74.00	-29.88	3	Vertical	205	1.06	-
2437MHz	Pass	AV	4.874G	31.40	54.00	-22.60	3	Horizontal	292	2.64	-
2437MHz	Pass	PK	4.87392G	44.06	74.00	-29.94	3	Horizontal	292	2.64	-
2442MHz	Pass	AV	2.39G	44.64	54.00	-9.36	3	Vertical	36	1.10	-
2442MHz	Pass	AV	2.4404G	111.42	Inf	-Inf	3	Vertical	36	1.10	-
2442MHz	Pass	AV	2.4848G	52.30	54.00	-1.70	3	Vertical	36	1.10	-
2442MHz	Pass	PK	2.3628G	56.43	74.00	-17.57	3	Vertical	36	1.10	-
2442MHz	Pass	PK	2.4392G	113.32	Inf	-Inf	3	Vertical	36	1.10	-
2442MHz	Pass	PK	2.4852G	60.42	74.00	-13.58	3	Vertical	36	1.10	-
2442MHz	Pass	AV	2.39G	45.53	54.00	-8.47	3	Horizontal	73	2.38	-
2442MHz	Pass	AV	2.4384G	113.10	Inf	-Inf	3	Horizontal	73	2.38	-



Mode	Result	Type	Freq (Hz)	Level (dBuV/m)	Limit (dBuV/m)	Margin (dB)	Dist (m)	Condition	Azimuth (°)	Height (m)	Comments
2442MHz	Pass	AV	2.4835G	53.64	54.00	-0.36	3	Horizontal	73	2.38	-
2442MHz	Pass	PK	2.39G	56.99	74.00	-17.01	3	Horizontal	73	2.38	-
2442MHz	Pass	PK	2.4392G	116.81	Inf	-Inf	3	Horizontal	73	2.38	-
2442MHz	Pass	PK	2.4835G	62.75	74.00	-11.25	3	Horizontal	73	2.38	-
2447MHz	Pass	AV	2.4452G	111.21	Inf	-Inf	3	Vertical	32	1.08	-
2447MHz	Pass	AV	2.4836G	52.29	54.00	-1.71	3	Vertical	32	1.08	-
2447MHz	Pass	PK	2.4442G	113.37	Inf	-Inf	3	Vertical	32	1.08	-
2447MHz	Pass	PK	2.4838G	61.04	74.00	-12.96	3	Vertical	32	1.08	-
2447MHz	Pass	AV	2.4452G	112.01	Inf	-Inf	3	Horizontal	90	2.96	-
2447MHz	Pass	AV	2.4836G	53.36	54.00	-0.64	3	Horizontal	90	2.96	-
2447MHz	Pass	PK	2.4442G	114.46	Inf	-Inf	3	Horizontal	90	2.96	-
2447MHz	Pass	PK	2.4838G	61.97	74.00	-12.03	3	Horizontal	90	2.96	-
2452MHz	Pass	AV	2.4538G	110.31	Inf	-Inf	3	Vertical	33	1.00	-
2452MHz	Pass	AV	2.4842G	53.18	54.00	-0.82	3	Vertical	33	1.00	-
2452MHz	Pass	PK	2.4548G	112.49	Inf	-Inf	3	Vertical	33	1.00	-
2452MHz	Pass	PK	2.4842G	61.74	74.00	-12.26	3	Vertical	33	1.00	-
2452MHz	Pass	AV	2.4538G	111.05	Inf	-Inf	3	Horizontal	78	2.33	-
2452MHz	Pass	AV	2.484G	53.93	54.00	-0.07	3	Horizontal	78	2.33	-
2452MHz	Pass	PK	2.4548G	113.22	Inf	-Inf	3	Horizontal	78	2.33	-
2452MHz	Pass	PK	2.484G	62.88	74.00	-11.12	3	Horizontal	78	2.33	-
2457MHz	Pass	AV	2.4586G	108.28	Inf	-Inf	3	Vertical	260	2.86	-
2457MHz	Pass	AV	2.4868G	53.76	54.00	-0.24	3	Vertical	260	2.86	-
2457MHz	Pass	PK	2.4598G	111.50	Inf	-Inf	3	Vertical	260	2.86	-
2457MHz	Pass	PK	2.4854G	61.91	74.00	-12.09	3	Vertical	260	2.86	-
2457MHz	Pass	AV	2.4588G	109.42	Inf	-Inf	3	Horizontal	26	2.09	-
2457MHz	Pass	AV	2.4868G	53.77	54.00	-0.23	3	Horizontal	26	2.09	-
2457MHz	Pass	PK	2.4598G	111.93	Inf	-Inf	3	Horizontal	26	2.09	-
2457MHz	Pass	PK	2.4862G	61.11	74.00	-12.89	3	Horizontal	26	2.09	-
2462MHz	Pass	AV	2.4658G	107.44	Inf	-Inf	3	Vertical	260	1.50	-
2462MHz	Pass	AV	2.4848G	53.77	54.00	-0.23	3	Vertical	260	1.50	-
2462MHz	Pass	PK	2.4646G	109.84	Inf	-Inf	3	Vertical	260	1.50	-
2462MHz	Pass	PK	2.4852G	62.60	74.00	-11.40	3	Vertical	260	1.50	-
2462MHz	Pass	AV	2.4638G	107.89	Inf	-Inf	3	Horizontal	26	2.08	-
2462MHz	Pass	AV	2.4846G	52.76	54.00	-1.24	3	Horizontal	26	2.08	-
2462MHz	Pass	PK	2.4648G	110.03	Inf	-Inf	3	Horizontal	26	2.08	-
2462MHz	Pass	PK	2.4864G	61.97	74.00	-12.03	3	Horizontal	26	2.08	-
2462MHz	Pass	AV	4.92399G	38.07	54.00	-15.93	3	Vertical	207	1.05	-
2462MHz	Pass	PK	4.92386G	45.50	74.00	-28.50	3	Vertical	207	1.05	-
2462MHz	Pass	AV	4.92367G	30.39	54.00	-23.61	3	Horizontal	39	1.50	-
2462MHz	Pass	PK	4.92456G	42.88	74.00	-31.12	3	Horizontal	39	1.50	-
802.11g_Nss1,(6Mbps)_4TX	-	-	-	-	-	-	-	-	-	-	-
2412MHz	Pass	AV	2.3898G	47.31	54.00	-6.69	3	Vertical	253	1.45	-
2412MHz	Pass	AV	2.4138G	101.28	Inf	-Inf	3	Vertical	253	1.45	-
2412MHz	Pass	PK	2.39G	62.94	74.00	-11.06	3	Vertical	253	1.45	-
2412MHz	Pass	PK	2.4144G	110.55	Inf	-Inf	3	Vertical	253	1.45	-
2412MHz	Pass	AV	2.39G	53.81	54.00	-0.19	3	Horizontal	55	2.33	-
2412MHz	Pass	AV	2.4108G	105.82	Inf	-Inf	3	Horizontal	55	2.33	-
2412MHz	Pass	PK	2.39G	72.60	74.00	-1.40	3	Horizontal	55	2.33	-
2412MHz	Pass	PK	2.4096G	114.45	Inf	-Inf	3	Horizontal	55	2.33	-
2412MHz	Pass	AV	4.82401G	33.78	54.00	-20.22	3	Vertical	98	1.50	-
2412MHz	Pass	PK	4.82383G	44.30	74.00	-29.70	3	Vertical	98	1.50	-
2412MHz	Pass	AV	4.82394G	30.90	54.00	-23.10	3	Horizontal	176	1.15	-
2412MHz	Pass	PK	4.82421G	42.92	74.00	-31.08	3	Horizontal	176	1.15	-
2417MHz	Pass	AV	2.39G	46.09	54.00	-7.91	3	Vertical	251	1.41	-
2417MHz	Pass	AV	2.4186G	104.29	Inf	-Inf	3	Vertical	251	1.41	-
2417MHz	Pass	PK	2.39G	60.99	74.00	-13.01	3	Vertical	251	1.41	-
2417MHz	Pass	PK	2.4182G	113.00	Inf	-Inf	3	Vertical	251	1.41	-
2417MHz	Pass	AV	2.39G	53.49	54.00	-0.51	3	Horizontal	277	2.70	-
2417MHz	Pass	AV	2.4242G	108.95	Inf	-Inf	3	Horizontal	277	2.70	-
2417MHz	Pass	PK	2.39G	71.54	74.00	-2.46	3	Horizontal	277	2.70	-
2417MHz	Pass	PK	2.4246G	117.29	Inf	-Inf	3	Horizontal	277	2.70	-
2422MHz	Pass	AV	2.39G	49.94	54.00	-4.06	3	Vertical	265	1.26	-



Mode	Result	Type	Freq (Hz)	Level (dBuV/m)	Limit (dBuV/m)	Margin (dB)	Dist (m)	Condition	Azimuth (°)	Height (m)	Comments
2422MHz	Pass	AV	2.4296G	105.58	Inf	-Inf	3	Vertical	265	1.26	-
2422MHz	Pass	PK	2.39G	63.77	74.00	-10.23	3	Vertical	265	1.26	-
2422MHz	Pass	PK	2.4292G	114.53	Inf	-Inf	3	Vertical	265	1.26	-
2422MHz	Pass	AV	2.3888G	50.41	54.00	-3.59	3	Horizontal	72	2.16	-
2422MHz	Pass	AV	2.4268G	109.91	Inf	-Inf	3	Horizontal	72	2.16	-
2422MHz	Pass	PK	2.3888G	67.05	74.00	-6.95	3	Horizontal	72	2.16	-
2422MHz	Pass	PK	2.4266G	118.57	Inf	-Inf	3	Horizontal	72	2.16	-
2437MHz	Pass	AV	2.3506G	44.78	54.00	-9.22	3	Vertical	260	1.57	-
2437MHz	Pass	AV	2.4386G	107.49	Inf	-Inf	3	Vertical	260	1.57	-
2437MHz	Pass	AV	2.4835G	47.90	54.00	-6.10	3	Vertical	260	1.57	-
2437MHz	Pass	PK	2.371G	56.54	74.00	-17.46	3	Vertical	260	1.57	-
2437MHz	Pass	PK	2.4394G	115.85	Inf	-Inf	3	Vertical	260	1.57	-
2437MHz	Pass	PK	2.4835G	61.91	74.00	-12.09	3	Vertical	260	1.57	-
2437MHz	Pass	AV	2.3898G	47.71	54.00	-6.29	3	Horizontal	294	2.38	-
2437MHz	Pass	AV	2.4334G	110.72	Inf	-Inf	3	Horizontal	294	2.38	-
2437MHz	Pass	AV	2.4842G	53.73	54.00	-0.27	3	Horizontal	294	2.38	-
2437MHz	Pass	PK	2.3898G	58.44	74.00	-15.56	3	Horizontal	294	2.38	-
2437MHz	Pass	PK	2.4334G	119.71	Inf	-Inf	3	Horizontal	294	2.38	-
2437MHz	Pass	PK	2.4842G	71.08	74.00	-2.92	3	Horizontal	294	2.38	-
2437MHz	Pass	AV	4.87303G	30.54	54.00	-23.46	3	Vertical	127	1.50	-
2437MHz	Pass	PK	4.87307G	42.10	74.00	-31.90	3	Vertical	127	1.50	-
2437MHz	Pass	AV	4.87364G	30.38	54.00	-23.62	3	Horizontal	326	1.50	-
2437MHz	Pass	PK	4.87402G	41.98	74.00	-32.02	3	Horizontal	326	1.50	-
2442MHz	Pass	AV	2.346G	45.02	54.00	-8.98	3	Vertical	262	2.90	-
2442MHz	Pass	AV	2.4376G	105.76	Inf	-Inf	3	Vertical	262	2.90	-
2442MHz	Pass	AV	2.4835G	53.40	54.00	-0.60	3	Vertical	262	2.90	-
2442MHz	Pass	PK	2.388G	56.91	74.00	-17.09	3	Vertical	262	2.90	-
2442MHz	Pass	PK	2.4364G	114.28	Inf	-Inf	3	Vertical	262	2.90	-
2442MHz	Pass	PK	2.4835G	67.70	74.00	-6.30	3	Vertical	262	2.90	-
2442MHz	Pass	AV	2.39G	46.45	54.00	-7.55	3	Horizontal	291	1.14	-
2442MHz	Pass	AV	2.4376G	110.63	Inf	-Inf	3	Horizontal	291	1.14	-
2442MHz	Pass	AV	2.4835G	53.78	54.00	-0.22	3	Horizontal	291	1.14	-
2442MHz	Pass	PK	2.3672G	56.52	74.00	-17.48	3	Horizontal	291	1.14	-
2442MHz	Pass	PK	2.4364G	119.53	Inf	-Inf	3	Horizontal	291	1.14	-
2442MHz	Pass	PK	2.4835G	68.57	74.00	-5.43	3	Horizontal	291	1.14	-
2447MHz	Pass	AV	2.4448G	105.61	Inf	-Inf	3	Vertical	39	1.00	-
2447MHz	Pass	AV	2.4836G	53.93	54.00	-0.07	3	Vertical	39	1.00	-
2447MHz	Pass	PK	2.4446G	113.91	Inf	-Inf	3	Vertical	39	1.00	-
2447MHz	Pass	PK	2.4844G	69.33	74.00	-4.67	3	Vertical	39	1.00	-
2447MHz	Pass	AV	2.4426G	109.23	Inf	-Inf	3	Horizontal	290	1.40	-
2447MHz	Pass	AV	2.4835G	53.97	54.00	-0.03	3	Horizontal	290	1.40	-
2447MHz	Pass	PK	2.4414G	117.68	Inf	-Inf	3	Horizontal	290	1.40	-
2447MHz	Pass	PK	2.4838G	66.48	74.00	-7.52	3	Horizontal	290	1.40	-
2452MHz	Pass	AV	2.4504G	104.40	Inf	-Inf	3	Vertical	38	1.00	-
2452MHz	Pass	AV	2.4835G	50.33	54.00	-3.67	3	Vertical	38	1.00	-
2452MHz	Pass	PK	2.45G	112.67	Inf	-Inf	3	Vertical	38	1.00	-
2452MHz	Pass	PK	2.4835G	63.42	74.00	-10.58	3	Vertical	38	1.00	-
2452MHz	Pass	AV	2.4464G	107.65	Inf	-Inf	3	Horizontal	296	1.00	-
2452MHz	Pass	AV	2.4844G	53.85	54.00	-0.15	3	Horizontal	296	1.00	-
2452MHz	Pass	PK	2.447G	115.64	Inf	-Inf	3	Horizontal	296	1.00	-
2452MHz	Pass	PK	2.4856G	68.99	74.00	-5.01	3	Horizontal	296	1.00	-
2457MHz	Pass	AV	2.4592G	100.93	Inf	-Inf	3	Vertical	253	1.32	-
2457MHz	Pass	AV	2.4854G	46.59	54.00	-7.41	3	Vertical	253	1.32	-
2457MHz	Pass	PK	2.4602G	110.00	Inf	-Inf	3	Vertical	253	1.32	-
2457MHz	Pass	PK	2.4838G	60.83	74.00	-13.17	3	Vertical	253	1.32	-
2457MHz	Pass	AV	2.4644G	105.44	Inf	-Inf	3	Horizontal	291	2.63	-
2457MHz	Pass	AV	2.4838G	53.37	54.00	-0.63	3	Horizontal	291	2.63	-
2457MHz	Pass	PK	2.4644G	113.35	Inf	-Inf	3	Horizontal	291	2.63	-
2457MHz	Pass	PK	2.4842G	67.59	74.00	-6.41	3	Horizontal	291	2.63	-
2462MHz	Pass	AV	2.4634G	101.56	Inf	-Inf	3	Vertical	257	1.58	-
2462MHz	Pass	AV	2.4836G	53.83	54.00	-0.17	3	Vertical	257	1.58	-
2462MHz	Pass	PK	2.4628G	110.68	Inf	-Inf	3	Vertical	257	1.58	-



Mode	Result	Type	Freq (Hz)	Level (dBuV/m)	Limit (dBuV/m)	Margin (dB)	Dist (m)	Condition	Azimuth (°)	Height (m)	Comments
2462MHz	Pass	PK	2.4835G	72.46	74.00	-1.54	3	Vertical	257	1.58	-
2462MHz	Pass	AV	2.4698G	104.34	Inf	-Inf	3	Horizontal	283	2.95	-
2462MHz	Pass	AV	2.4835G	50.60	54.00	-3.40	3	Horizontal	283	2.95	-
2462MHz	Pass	PK	2.4696G	112.49	Inf	-Inf	3	Horizontal	283	2.95	-
2462MHz	Pass	PK	2.4835G	65.39	74.00	-8.61	3	Horizontal	283	2.95	-
2462MHz	Pass	AV	4.92393G	31.17	54.00	-22.83	3	Vertical	315	1.22	-
2462MHz	Pass	PK	4.92388G	43.94	74.00	-30.06	3	Vertical	315	1.22	-
2462MHz	Pass	AV	4.92411G	30.98	54.00	-23.02	3	Horizontal	284	2.79	-
2462MHz	Pass	PK	4.92438G	43.08	74.00	-30.92	3	Horizontal	284	2.79	-
802.11ax HEW20_Nss1,(MCS0)_4TX	-	-	-	-	-	-	-	-	-	-	-
2412MHz	Pass	AV	2.39G	53.63	54.00	-0.37	3	Vertical	141	1.81	-
2412MHz	Pass	AV	2.4094G	99.75	Inf	-Inf	3	Vertical	141	1.81	-
2412MHz	Pass	PK	2.39G	70.01	74.00	-3.99	3	Vertical	141	1.81	-
2412MHz	Pass	PK	2.4096G	110.41	Inf	-Inf	3	Vertical	141	1.81	-
2412MHz	Pass	AV	2.39G	53.87	54.00	-0.13	3	Horizontal	294	2.41	-
2412MHz	Pass	AV	2.4168G	102.76	Inf	-Inf	3	Horizontal	294	2.41	-
2412MHz	Pass	PK	2.39G	71.04	74.00	-2.96	3	Horizontal	294	2.41	-
2412MHz	Pass	PK	2.4082G	113.77	Inf	-Inf	3	Horizontal	294	2.41	-
2412MHz	Pass	AV	4.82393G	32.04	54.00	-21.96	3	Vertical	98	1.48	-
2412MHz	Pass	PK	4.82383G	44.95	74.00	-29.05	3	Vertical	98	1.48	-
2412MHz	Pass	AV	4.82394G	29.22	54.00	-24.78	3	Horizontal	189	1.50	-
2412MHz	Pass	PK	4.82314G	42.67	74.00	-31.33	3	Horizontal	189	1.50	-
2417MHz	Pass	AV	2.39G	50.37	54.00	-3.63	3	Vertical	98	2.63	-
2417MHz	Pass	AV	2.4242G	102.79	Inf	-Inf	3	Vertical	98	2.63	-
2417MHz	Pass	PK	2.39G	66.31	74.00	-7.69	3	Vertical	98	2.63	-
2417MHz	Pass	PK	2.4252G	112.72	Inf	-Inf	3	Vertical	98	2.63	-
2417MHz	Pass	AV	2.39G	53.28	54.00	-0.72	3	Horizontal	57	1.00	-
2417MHz	Pass	AV	2.425G	105.14	Inf	-Inf	3	Horizontal	57	1.00	-
2417MHz	Pass	PK	2.3894G	68.54	74.00	-5.46	3	Horizontal	57	1.00	-
2417MHz	Pass	PK	2.4246G	115.20	Inf	-Inf	3	Horizontal	57	1.00	-
2422MHz	Pass	AV	2.39G	52.97	54.00	-1.03	3	Vertical	230	1.10	-
2422MHz	Pass	AV	2.4298G	105.36	Inf	-Inf	3	Vertical	230	1.10	-
2422MHz	Pass	PK	2.39G	70.67	74.00	-3.33	3	Vertical	230	1.10	-
2422MHz	Pass	PK	2.429G	117.58	Inf	-Inf	3	Vertical	230	1.10	-
2422MHz	Pass	AV	2.39G	53.73	54.00	-0.27	3	Horizontal	74	2.32	-
2422MHz	Pass	AV	2.4302G	105.72	Inf	-Inf	3	Horizontal	74	2.32	-
2422MHz	Pass	PK	2.39G	72.14	74.00	-1.86	3	Horizontal	74	2.32	-
2422MHz	Pass	PK	2.4298G	117.71	Inf	-Inf	3	Horizontal	74	2.32	-
2427MHz	Pass	AV	2.39G	50.46	54.00	-3.54	3	Vertical	228	1.01	-
2427MHz	Pass	AV	2.4322G	103.39	Inf	-Inf	3	Vertical	228	1.01	-
2427MHz	Pass	PK	2.39G	66.54	74.00	-7.46	3	Vertical	228	1.01	-
2427MHz	Pass	PK	2.4278G	116.06	Inf	-Inf	3	Vertical	228	1.01	-
2427MHz	Pass	AV	2.39G	52.77	54.00	-1.23	3	Horizontal	296	1.14	-
2427MHz	Pass	AV	2.4326G	106.59	Inf	-Inf	3	Horizontal	296	1.14	-
2427MHz	Pass	PK	2.3892G	67.49	74.00	-6.51	3	Horizontal	296	1.14	-
2427MHz	Pass	PK	2.4336G	118.65	Inf	-Inf	3	Horizontal	296	1.14	-
2437MHz	Pass	AV	2.3898G	45.55	54.00	-8.45	3	Vertical	99	2.63	-
2437MHz	Pass	AV	2.4306G	104.58	Inf	-Inf	3	Vertical	99	2.63	-
2437MHz	Pass	AV	2.4835G	49.76	54.00	-4.24	3	Vertical	99	2.63	-
2437MHz	Pass	PK	2.3898G	58.19	74.00	-15.81	3	Vertical	99	2.63	-
2437MHz	Pass	PK	2.4302G	114.86	Inf	-Inf	3	Vertical	99	2.63	-
2437MHz	Pass	PK	2.4842G	62.54	74.00	-11.46	3	Vertical	99	2.63	-
2437MHz	Pass	AV	2.3898G	48.06	54.00	-5.94	3	Horizontal	56	1.00	-
2437MHz	Pass	AV	2.431G	106.96	Inf	-Inf	3	Horizontal	56	1.00	-
2437MHz	Pass	AV	2.4835G	53.34	54.00	-0.66	3	Horizontal	56	1.00	-
2437MHz	Pass	PK	2.3898G	60.95	74.00	-13.05	3	Horizontal	56	1.00	-
2437MHz	Pass	PK	2.4346G	117.35	Inf	-Inf	3	Horizontal	56	1.00	-
2437MHz	Pass	PK	2.4846G	67.92	74.00	-6.08	3	Horizontal	56	1.00	-
2437MHz	Pass	AV	4.87305G	29.29	54.00	-24.71	3	Vertical	203	1.16	-
2437MHz	Pass	PK	4.87494G	42.37	74.00	-31.63	3	Vertical	203	1.16	-
2437MHz	Pass	AV	4.87302G	28.99	54.00	-25.01	3	Horizontal	134	1.50	-
2437MHz	Pass	PK	4.87363G	42.80	74.00	-31.20	3	Horizontal	134	1.50	-



Mode	Result	Type	Freq (Hz)	Level (dBuV/m)	Limit (dBuV/m)	Margin (dB)	Dist (m)	Condition	Azimuth (°)	Height (m)	Comments
2442MHz	Pass	AV	2.39G	44.14	54.00	-9.86	3	Vertical	92	2.91	-
2442MHz	Pass	AV	2.4332G	101.52	Inf	-Inf	3	Vertical	92	2.91	-
2442MHz	Pass	AV	2.4835G	49.82	54.00	-4.18	3	Vertical	92	2.91	-
2442MHz	Pass	PK	2.3872G	57.00	74.00	-17.00	3	Vertical	92	2.91	-
2442MHz	Pass	PK	2.4336G	113.36	Inf	-Inf	3	Vertical	92	2.91	-
2442MHz	Pass	PK	2.4835G	64.45	74.00	-9.55	3	Vertical	92	2.91	-
2442MHz	Pass	AV	2.39G	46.36	54.00	-7.64	3	Horizontal	296	1.13	-
2442MHz	Pass	AV	2.4336G	106.12	Inf	-Inf	3	Horizontal	296	1.13	-
2442MHz	Pass	AV	2.4835G	53.78	54.00	-0.22	3	Horizontal	296	1.13	-
2442MHz	Pass	PK	2.39G	60.33	74.00	-13.67	3	Horizontal	296	1.13	-
2442MHz	Pass	PK	2.4352G	117.86	Inf	-Inf	3	Horizontal	296	1.13	-
2442MHz	Pass	PK	2.4835G	68.67	74.00	-5.33	3	Horizontal	296	1.13	-
2447MHz	Pass	AV	2.4542G	99.59	Inf	-Inf	3	Vertical	34	1.00	-
2447MHz	Pass	AV	2.4835G	53.48	54.00	-0.52	3	Vertical	34	1.00	-
2447MHz	Pass	PK	2.4418G	112.46	Inf	-Inf	3	Vertical	34	1.00	-
2447MHz	Pass	PK	2.4846G	69.25	74.00	-4.75	3	Vertical	34	1.00	-
2447MHz	Pass	AV	2.4518G	104.43	Inf	-Inf	3	Horizontal	294	1.00	-
2447MHz	Pass	AV	2.4835G	53.88	54.00	-0.12	3	Horizontal	294	1.00	-
2447MHz	Pass	PK	2.4402G	116.71	Inf	-Inf	3	Horizontal	294	1.00	-
2447MHz	Pass	PK	2.4844G	69.29	74.00	-4.71	3	Horizontal	294	1.00	-
2452MHz	Pass	AV	2.4598G	98.95	Inf	-Inf	3	Vertical	35	1.00	-
2452MHz	Pass	AV	2.4835G	53.10	54.00	-0.90	3	Vertical	35	1.00	-
2452MHz	Pass	PK	2.461G	111.93	Inf	-Inf	3	Vertical	35	1.00	-
2452MHz	Pass	PK	2.4848G	68.91	74.00	-5.09	3	Vertical	35	1.00	-
2452MHz	Pass	AV	2.4508G	102.85	Inf	-Inf	3	Horizontal	296	1.00	-
2452MHz	Pass	AV	2.4835G	53.42	54.00	-0.58	3	Horizontal	296	1.00	-
2452MHz	Pass	PK	2.4534G	115.44	Inf	-Inf	3	Horizontal	296	1.00	-
2452MHz	Pass	PK	2.4835G	70.81	74.00	-3.19	3	Horizontal	296	1.00	-
2457MHz	Pass	AV	2.4638G	100.69	Inf	-Inf	3	Vertical	252	1.99	-
2457MHz	Pass	AV	2.4835G	53.66	54.00	-0.34	3	Vertical	252	1.99	-
2457MHz	Pass	PK	2.462G	109.88	Inf	-Inf	3	Vertical	252	1.99	-
2457MHz	Pass	PK	2.484G	67.68	74.00	-6.32	3	Vertical	252	1.99	-
2457MHz	Pass	AV	2.4636G	99.89	Inf	-Inf	3	Horizontal	21	1.50	-
2457MHz	Pass	AV	2.4835G	53.34	54.00	-0.66	3	Horizontal	21	1.50	-
2457MHz	Pass	PK	2.4648G	110.06	Inf	-Inf	3	Horizontal	21	1.50	-
2457MHz	Pass	PK	2.484G	70.31	74.00	-3.69	3	Horizontal	21	1.50	-
2462MHz	Pass	AV	2.4688G	99.18	Inf	-Inf	3	Vertical	252	2.02	-
2462MHz	Pass	AV	2.4835G	51.74	54.00	-2.26	3	Vertical	252	2.02	-
2462MHz	Pass	PK	2.4694G	108.56	Inf	-Inf	3	Vertical	252	2.02	-
2462MHz	Pass	PK	2.4835G	70.58	74.00	-3.42	3	Vertical	252	2.02	-
2462MHz	Pass	AV	2.4686G	99.33	Inf	-Inf	3	Horizontal	24	1.15	-
2462MHz	Pass	AV	2.4835G	52.98	54.00	-1.02	3	Horizontal	24	1.15	-
2462MHz	Pass	PK	2.4682G	109.93	Inf	-Inf	3	Horizontal	24	1.15	-
2462MHz	Pass	PK	2.4835G	73.57	74.00	-0.43	3	Horizontal	24	1.15	-
2462MHz	Pass	AV	4.9232G	29.65	54.00	-24.35	3	Vertical	95	1.50	-
2462MHz	Pass	PK	4.92378G	43.92	74.00	-30.08	3	Vertical	95	1.50	-
2462MHz	Pass	AV	4.9232G	29.63	54.00	-24.37	3	Horizontal	14	1.50	-
2462MHz	Pass	PK	4.92334G	42.95	74.00	-31.05	3	Horizontal	14	1.50	-
802.11ax HEW40_Nss1,(MCS0)_4TX	-	-	-	-	-	-	-	-	-	-	-
2422MHz	Pass	AV	2.39G	49.00	54.00	-5.00	3	Vertical	99	2.63	-
2422MHz	Pass	AV	2.4296G	97.09	Inf	-Inf	3	Vertical	99	2.63	-
2422MHz	Pass	AV	2.4835G	45.89	54.00	-8.11	3	Vertical	99	2.63	-
2422MHz	Pass	PK	2.39G	64.65	74.00	-9.35	3	Vertical	99	2.63	-
2422MHz	Pass	PK	2.4292G	107.00	Inf	-Inf	3	Vertical	99	2.63	-
2422MHz	Pass	PK	2.4852G	58.76	74.00	-15.24	3	Vertical	99	2.63	-
2422MHz	Pass	AV	2.39G	53.17	54.00	-0.83	3	Horizontal	54	1.00	-
2422MHz	Pass	AV	2.43G	99.46	Inf	-Inf	3	Horizontal	54	1.00	-
2422MHz	Pass	AV	2.4835G	47.83	54.00	-6.17	3	Horizontal	54	1.00	-
2422MHz	Pass	PK	2.39G	70.03	74.00	-3.97	3	Horizontal	54	1.00	-
2422MHz	Pass	PK	2.4288G	109.71	Inf	-Inf	3	Horizontal	54	1.00	-
2422MHz	Pass	PK	2.484G	61.72	74.00	-12.28	3	Horizontal	54	1.00	-
2422MHz	Pass	AV	4.84254G	29.53	54.00	-24.47	3	Vertical	243	1.50	-



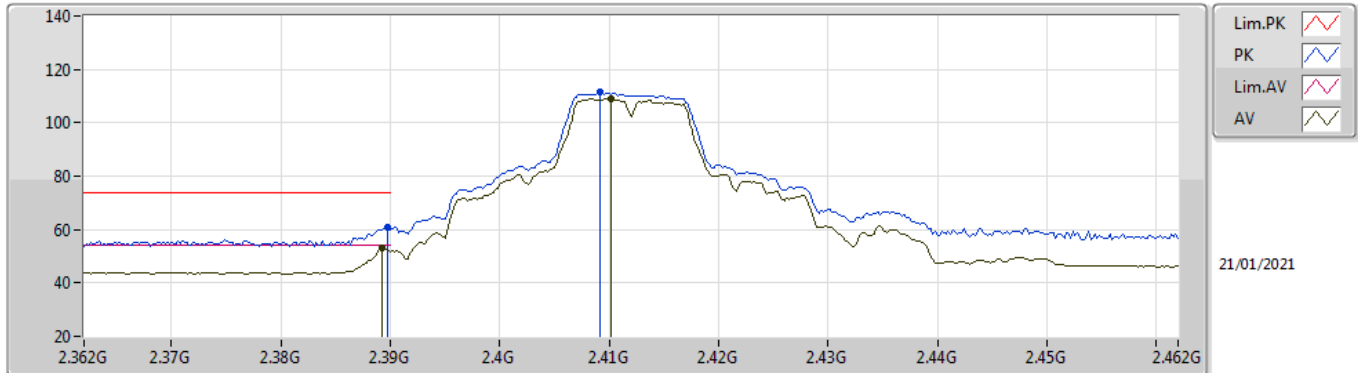
Mode	Result	Type	Freq (Hz)	Level (dBuV/m)	Limit (dBuV/m)	Margin (dB)	Dist (m)	Condition	Azimuth (°)	Height (m)	Comments
2422MHz	Pass	PK	4.84481G	42.97	74.00	-31.03	3	Vertical	243	1.50	-
2422MHz	Pass	AV	4.84254G	29.73	54.00	-24.27	3	Horizontal	109	1.11	-
2422MHz	Pass	PK	4.84401G	42.96	74.00	-31.04	3	Horizontal	109	1.11	-
2427MHz	Pass	AV	2.3898G	50.29	54.00	-3.71	3	Vertical	253	1.90	-
2427MHz	Pass	AV	2.435G	97.41	Inf	-Inf	3	Vertical	253	1.90	-
2427MHz	Pass	AV	2.4835G	49.41	54.00	-4.59	3	Vertical	253	1.90	-
2427MHz	Pass	PK	2.3894G	65.45	74.00	-8.55	3	Vertical	253	1.90	-
2427MHz	Pass	PK	2.433G	107.48	Inf	-Inf	3	Vertical	253	1.90	-
2427MHz	Pass	PK	2.4835G	63.37	74.00	-10.63	3	Vertical	253	1.90	-
2427MHz	Pass	AV	2.3898G	53.20	54.00	-0.80	3	Horizontal	57	1.00	-
2427MHz	Pass	AV	2.4835G	50.51	54.00	-3.49	3	Horizontal	57	1.00	-
2427MHz	Pass	PK	2.3898G	69.70	74.00	-4.30	3	Horizontal	57	1.00	-
2427MHz	Pass	PK	2.4835G	63.63	74.00	-10.37	3	Horizontal	57	1.00	-
2427MHz	Pass	AV	2.4322G	100.29	Inf	-Inf	3	Horizontal	57	1.00	-
2427MHz	Pass	PK	2.433G	111.33	Inf	-Inf	3	Horizontal	57	1.00	-
2437MHz	Pass	AV	2.3898G	45.17	54.00	-8.83	3	Vertical	97	2.53	-
2437MHz	Pass	AV	2.4282G	97.22	Inf	-Inf	3	Vertical	97	2.53	-
2437MHz	Pass	AV	2.4835G	50.55	54.00	-3.45	3	Vertical	97	2.53	-
2437MHz	Pass	PK	2.3898G	57.81	74.00	-16.19	3	Vertical	97	2.53	-
2437MHz	Pass	PK	2.427G	107.04	Inf	-Inf	3	Vertical	97	2.53	-
2437MHz	Pass	PK	2.4846G	64.70	74.00	-9.30	3	Vertical	97	2.53	-
2437MHz	Pass	AV	2.3898G	47.97	54.00	-6.03	3	Horizontal	56	1.00	-
2437MHz	Pass	AV	2.4298G	99.90	Inf	-Inf	3	Horizontal	56	1.00	-
2437MHz	Pass	AV	2.4835G	53.73	54.00	-0.27	3	Horizontal	56	1.00	-
2437MHz	Pass	PK	2.3898G	62.03	74.00	-11.97	3	Horizontal	56	1.00	-
2437MHz	Pass	PK	2.4314G	110.82	Inf	-Inf	3	Horizontal	56	1.00	-
2437MHz	Pass	PK	2.4838G	69.47	74.00	-4.53	3	Horizontal	56	1.00	-
2437MHz	Pass	AV	4.87257G	29.30	54.00	-24.70	3	Vertical	199	1.58	-
2437MHz	Pass	PK	4.8734G	42.60	74.00	-31.40	3	Vertical	199	1.58	-
2437MHz	Pass	AV	4.8725G	29.24	54.00	-24.76	3	Horizontal	145	1.50	-
2437MHz	Pass	PK	4.87361G	43.20	74.00	-30.80	3	Horizontal	145	1.50	-
2442MHz	Pass	AV	2.39G	44.45	54.00	-9.55	3	Vertical	34	1.01	-
2442MHz	Pass	AV	2.4592G	92.92	Inf	-Inf	3	Vertical	34	1.01	-
2442MHz	Pass	AV	2.4835G	53.54	54.00	-0.46	3	Vertical	34	1.01	-
2442MHz	Pass	PK	2.3544G	58.43	74.00	-15.57	3	Vertical	34	1.01	-
2442MHz	Pass	PK	2.4584G	106.63	Inf	-Inf	3	Vertical	34	1.01	-
2442MHz	Pass	PK	2.4835G	72.55	74.00	-1.45	3	Vertical	34	1.01	-
2442MHz	Pass	AV	2.39G	46.01	54.00	-7.99	3	Horizontal	296	1.13	-
2442MHz	Pass	AV	2.4332G	98.76	Inf	-Inf	3	Horizontal	296	1.13	-
2442MHz	Pass	AV	2.4835G	53.86	54.00	-0.14	3	Horizontal	296	1.13	-
2442MHz	Pass	PK	2.39G	60.66	74.00	-13.34	3	Horizontal	296	1.13	-
2442MHz	Pass	PK	2.4312G	111.82	Inf	-Inf	3	Horizontal	296	1.13	-
2442MHz	Pass	PK	2.4844G	71.88	74.00	-2.12	3	Horizontal	296	1.13	-
2447MHz	Pass	AV	2.3898G	43.29	54.00	-10.71	3	Vertical	101	2.63	-
2447MHz	Pass	AV	2.4318G	94.61	Inf	-Inf	3	Vertical	101	2.63	-
2447MHz	Pass	AV	2.4835G	49.87	54.00	-4.13	3	Vertical	101	2.63	-
2447MHz	Pass	PK	2.3746G	56.88	74.00	-17.12	3	Vertical	101	2.63	-
2447MHz	Pass	PK	2.435G	104.86	Inf	-Inf	3	Vertical	101	2.63	-
2447MHz	Pass	PK	2.4842G	68.92	74.00	-5.08	3	Vertical	101	2.63	-
2447MHz	Pass	AV	2.3898G	43.66	54.00	-10.34	3	Horizontal	57	1.00	-
2447MHz	Pass	AV	2.4326G	97.32	Inf	-Inf	3	Horizontal	57	1.00	-
2447MHz	Pass	AV	2.4835G	53.45	54.00	-0.55	3	Horizontal	57	1.00	-
2447MHz	Pass	PK	2.375G	56.93	74.00	-17.07	3	Horizontal	57	1.00	-
2447MHz	Pass	PK	2.4358G	108.50	Inf	-Inf	3	Horizontal	57	1.00	-
2447MHz	Pass	PK	2.4846G	72.33	74.00	-1.67	3	Horizontal	57	1.00	-
2452MHz	Pass	AV	2.3892G	53.14	54.00	-0.86	3	Vertical	239	2.95	-
2452MHz	Pass	AV	2.4102G	109.16	Inf	-Inf	3	Vertical	239	2.95	-
2452MHz	Pass	PK	2.3898G	60.89	74.00	-13.11	3	Vertical	239	2.95	-
2452MHz	Pass	PK	2.4092G	111.38	Inf	-Inf	3	Vertical	239	2.95	-
2452MHz	Pass	AV	2.3892G	52.36	54.00	-1.64	3	Horizontal	50.9	2.59	-
2452MHz	Pass	AV	2.4138G	111.13	Inf	-Inf	3	Horizontal	50.9	2.59	-
2452MHz	Pass	PK	2.3896G	60.12	74.00	-13.88	3	Horizontal	50.9	2.59	-



Mode	Result	Type	Freq (Hz)	Level (dBuV/m)	Limit (dBuV/m)	Margin (dB)	Dist (m)	Condition	Azimuth (°)	Height (m)	Comments
2452MHz	Pass	PK	2.4148G	113.34	Inf	-Inf	3	Horizontal	50.9	2.59	-
2452MHz	Pass	AV	4.82393G	39.78	54.00	-14.22	3	Vertical	200	1.11	-
2452MHz	Pass	PK	4.82382G	46.99	74.00	-27.01	3	Vertical	200	1.11	-
2452MHz	Pass	AV	4.82392G	30.83	54.00	-23.17	3	Horizontal	309	2.12	-
2452MHz	Pass	PK	4.82398G	43.10	74.00	-30.90	3	Horizontal	309	2.12	-

802.11b_Nss1,(1Mbps)_4TX

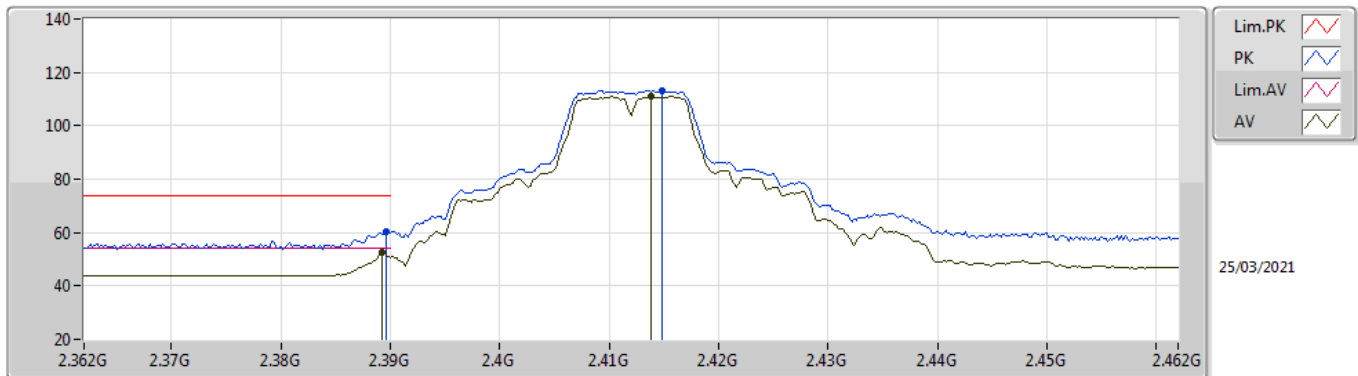
2412MHz_TX



Type	Freq (Hz)	Level (dBuV/m)	Limit (dBuV/m)	Margin (dB)	Factor (dB)	Dist (m)	Condition	Azimuth (°)	Height (m)	Comment	Raw (dBuV)	AF (dB)	CL (dB)	PA (dB)
AV	2.3892G	53.14	54.00	-0.86	31.52	3	Vertical	239	2.95	-	21.62	27.64	3.88	-
AV	2.4102G	109.16	Inf	-Inf	31.52	3	Vertical	239	2.95	-	77.64	27.60	3.92	-
PK	2.3898G	60.89	74.00	-13.11	31.52	3	Vertical	239	2.95	-	29.37	27.64	3.88	-
PK	2.4092G	111.38	Inf	-Inf	31.51	3	Vertical	239	2.95	-	79.87	27.60	3.91	-

802.11b_Nss1,(1Mbps)_4TX

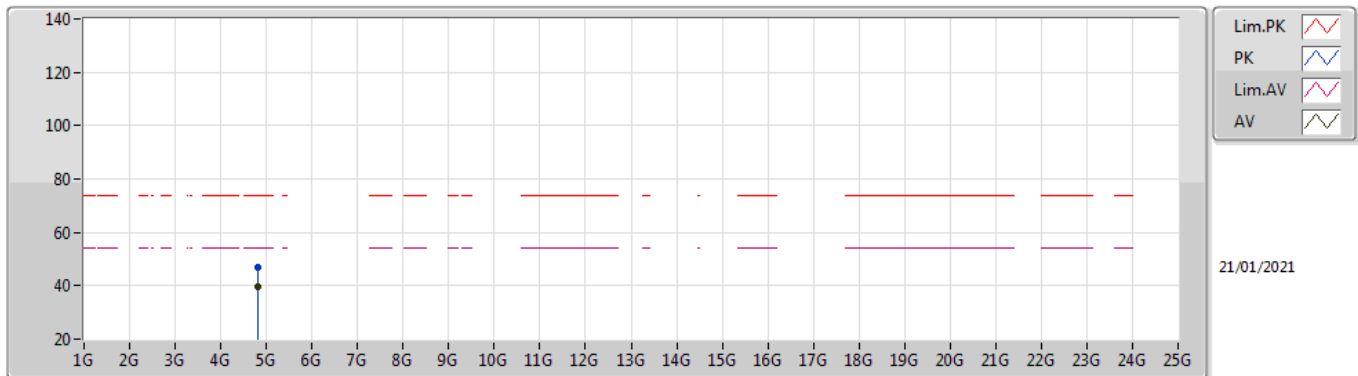
2412MHz_TX



Type	Freq (Hz)	Level (dBuV/m)	Limit (dBuV/m)	Margin (dB)	Factor (dB)	Dist (m)	Condition	Azimuth (°)	Height (m)	Comment	Raw (dBuV)	AF (dB)	CL (dB)	PA (dB)
AV	2.3892G	52.36	54.00	-1.64	31.52	3	Horizontal	51	2.59	-	20.84	27.64	3.88	-
AV	2.4138G	111.13	Inf	-Inf	31.52	3	Horizontal	51	2.59	-	79.61	27.60	3.92	-
PK	2.3896G	60.12	74.00	-13.88	31.52	3	Horizontal	51	2.59	-	28.60	27.64	3.88	-
PK	2.4148G	113.34	Inf	-Inf	31.52	3	Horizontal	51	2.59	-	81.82	27.60	3.92	-

802.11b_Nss1,(1Mbps)_4TX

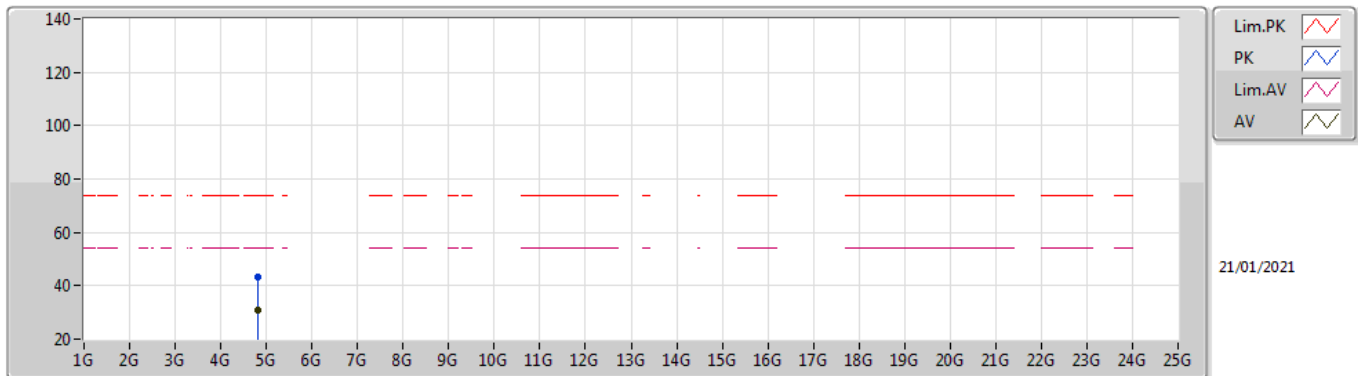
2412MHz_TX



Type	Freq (Hz)	Level (dBuV/m)	Limit (dBuV/m)	Margin (dB)	Factor (dB)	Dist (m)	Condition	Azimuth (°)	Height (m)	Comment	Raw (dBuV)	AF (dB)	CL (dB)	PA (dB)
AV	4.82393G	39.78	54.00	-14.22	1.58	3	Vertical	200	1.11	-	38.20	31.20	5.31	34.93
PK	4.82382G	46.99	74.00	-27.01	1.58	3	Vertical	200	1.11	-	45.41	31.20	5.31	34.93

802.11b_Nss1,(1Mbps)_4TX

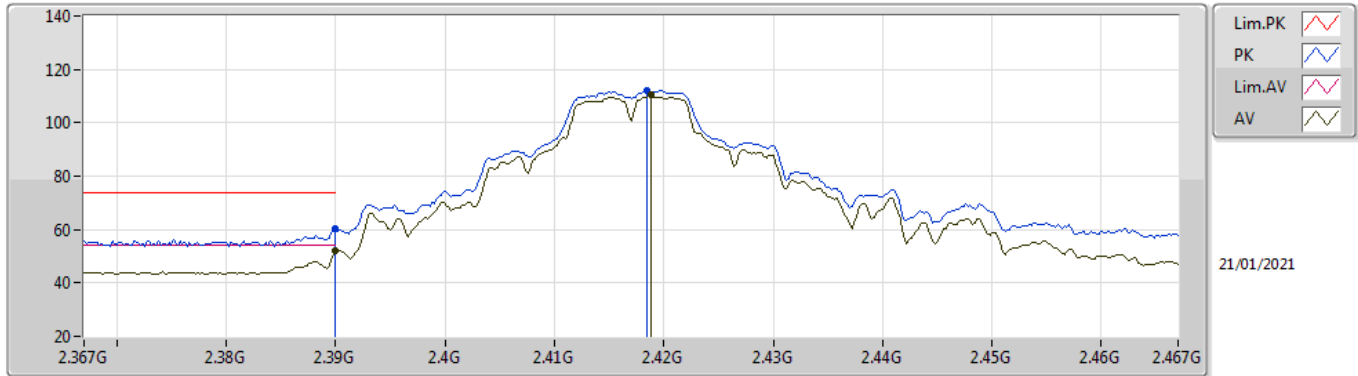
2412MHz_TX



Type	Freq (Hz)	Level (dBuV/m)	Limit (dBuV/m)	Margin (dB)	Factor (dB)	Dist (m)	Condition	Azimuth (°)	Height (m)	Comment	Raw (dBuV)	AF (dB)	CL (dB)	PA (dB)
AV	4.82392G	30.83	54.00	-23.17	1.58	3	Horizontal	309	2.12	-	29.25	31.20	5.31	34.93
PK	4.82398G	43.10	74.00	-30.90	1.58	3	Horizontal	309	2.12	-	41.52	31.20	5.31	34.93

802.11b_Nss1,(1Mbps)_4TX

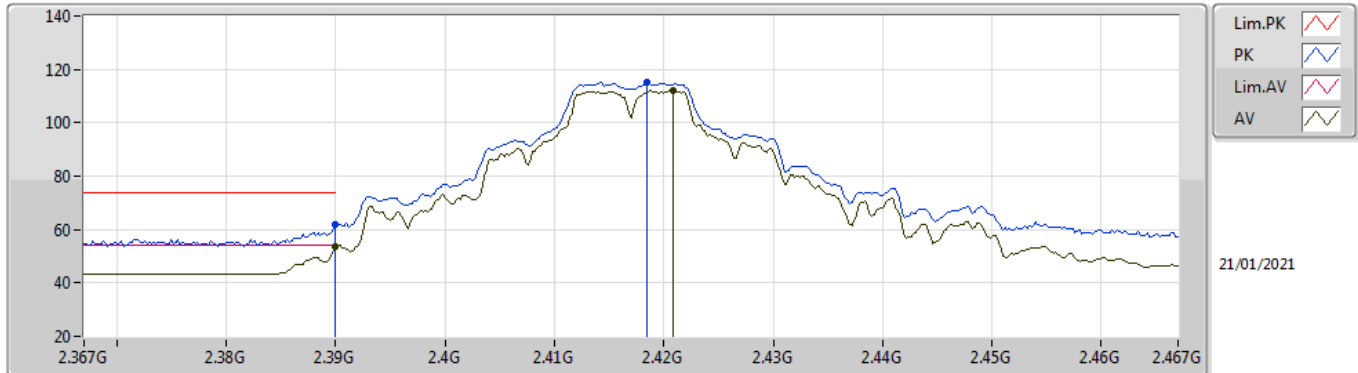
2417MHz_TX



Type	Freq (Hz)	Level (dBuV/m)	Limit (dBuV/m)	Margin (dB)	Factor (dB)	Dist (m)	Condition	Azimuth (°)	Height (m)	Comment	Raw (dBuV)	AF (dB)	CL (dB)	PA (dB)
AV	2.39G	51.84	54.00	-2.16	31.52	3	Vertical	251	1.40	-	20.32	27.64	3.88	-
AV	2.4188G	110.30	Inf	-Inf	31.53	3	Vertical	251	1.40	-	78.77	27.60	3.93	-
PK	2.39G	60.54	74.00	-13.46	31.52	3	Vertical	251	1.40	-	29.02	27.64	3.88	-
PK	2.4184G	112.23	Inf	-Inf	31.53	3	Vertical	251	1.40	-	80.70	27.60	3.93	-

802.11b_Nss1,(1Mbps)_4TX

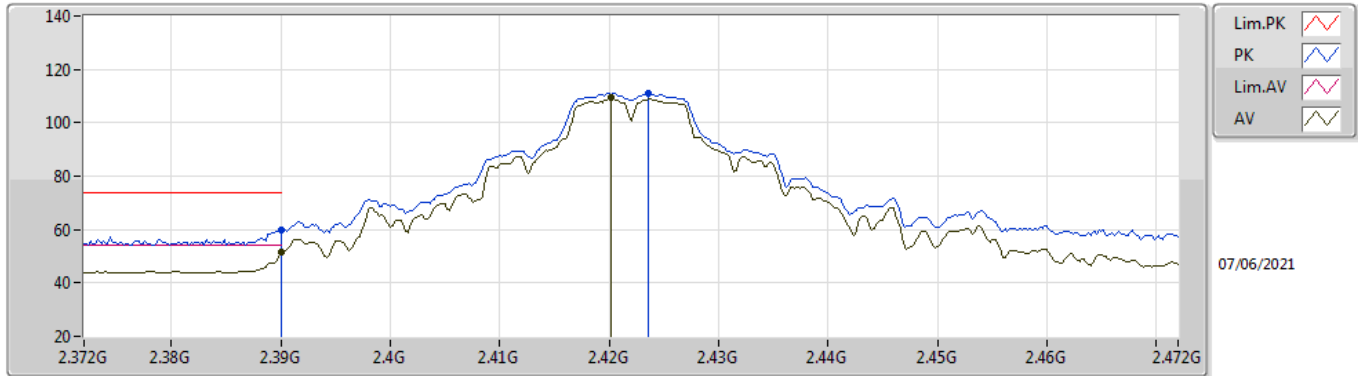
2417MHz_TX



Type	Freq (Hz)	Level (dBuV/m)	Limit (dBuV/m)	Margin (dB)	Factor (dB)	Dist (m)	Condition	Azimuth (°)	Height (m)	Comment	Raw (dBuV)	AF (dB)	CL (dB)	PA (dB)
AV	2.39G	53.67	54.00	-0.33	31.52	3	Horizontal	52	2.56	-	22.15	27.64	3.88	-
AV	2.4208G	112.15	Inf	-Inf	31.53	3	Horizontal	52	2.56	-	80.62	27.60	3.93	-
PK	2.39G	61.66	74.00	-12.34	31.52	3	Horizontal	52	2.56	-	30.14	27.64	3.88	-
PK	2.4184G	115.16	Inf	-Inf	31.53	3	Horizontal	52	2.56	-	83.63	27.60	3.93	-

802.11b_Nss1,(1Mbps)_4TX

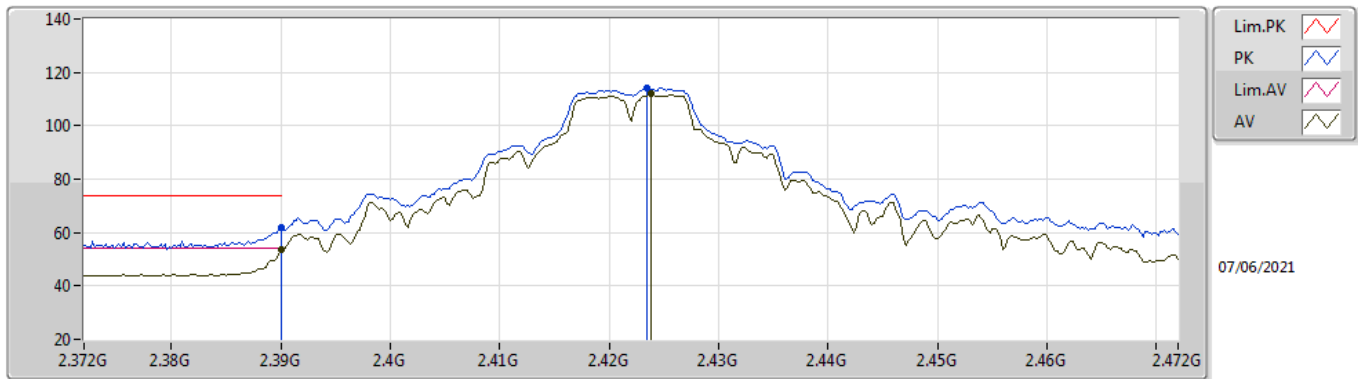
2422MHz_TX



Type	Freq (Hz)	Level (dBuV/m)	Limit (dBuV/m)	Margin (dB)	Factor (dB)	Dist (m)	Condition	Azimuth (°)	Height (m)	Comment	Raw (dBuV)	AF (dB)	CL (dB)	PA (dB)
AV	2.39G	51.52	54.00	-2.48	31.52	3	Vertical	123	1.29	-	20.00	27.64	3.88	-
AV	2.4202G	109.27	Inf	-Inf	31.49	3	Vertical	123	1.29	-	77.78	27.56	3.93	-
PK	2.39G	59.61	74.00	-14.39	31.52	3	Vertical	123	1.29	-	28.09	27.64	3.88	-
PK	2.4236G	111.07	Inf	-Inf	31.49	3	Vertical	123	1.29	-	79.58	27.55	3.94	-

802.11b_Nss1,(1Mbps)_4TX

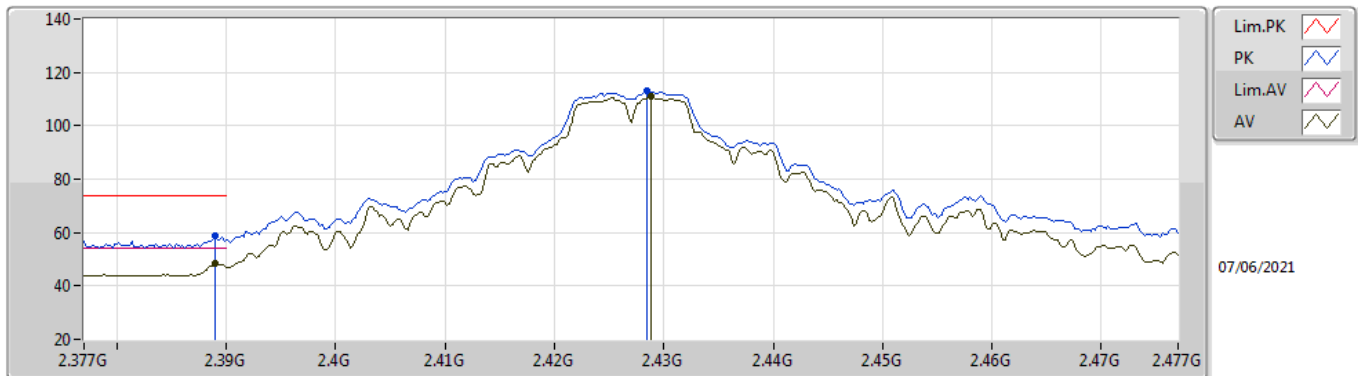
2422MHz_TX



Type	Freq (Hz)	Level (dBuV/m)	Limit (dBuV/m)	Margin (dB)	Factor (dB)	Dist (m)	Condition	Azimuth (°)	Height (m)	Comment	Raw (dBuV)	AF (dB)	CL (dB)	PA (dB)
AV	2.39G	53.54	54.00	-0.46	31.52	3	Horizontal	54	2.78	-	22.02	27.64	3.88	-
AV	2.4238G	111.82	Inf	-Inf	31.49	3	Horizontal	54	2.78	-	80.33	27.55	3.94	-
PK	2.39G	61.91	74.00	-12.09	31.52	3	Horizontal	54	2.78	-	30.39	27.64	3.88	-
PK	2.4234G	114.32	Inf	-Inf	31.49	3	Horizontal	54	2.78	-	82.83	27.55	3.94	-

802.11b_Nss1,(1Mbps)_4TX

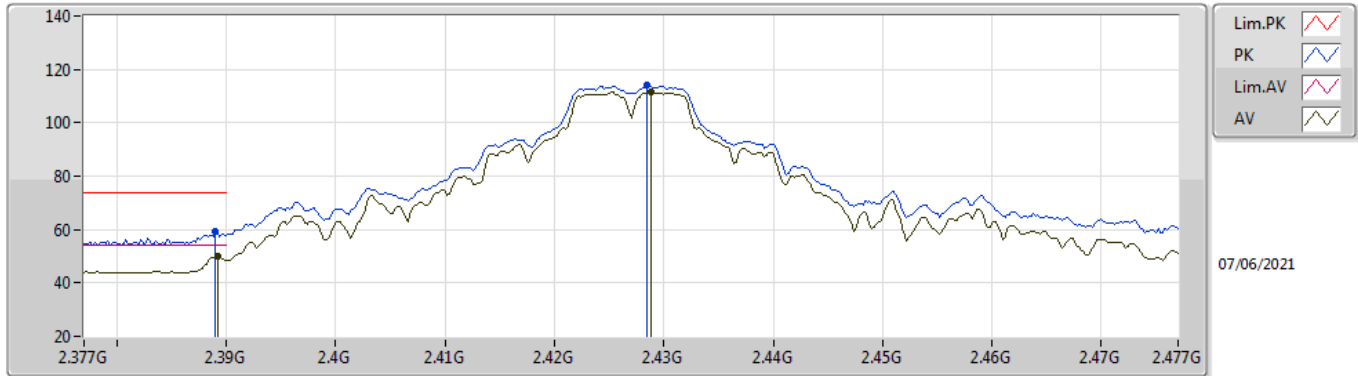
2427MHz_TX



Type	Freq (Hz)	Level (dBuV/m)	Limit (dBuV/m)	Margin (dB)	Factor (dB)	Dist (m)	Condition	Azimuth (°)	Height (m)	Comment	Raw (dBuV)	AF (dB)	CL (dB)	PA (dB)
AV	2.389G	48.20	54.00	-5.80	31.52	3	Vertical	33	1.02	-	16.68	27.64	3.88	-
AV	2.4288G	110.92	Inf	-Inf	31.48	3	Vertical	33	1.02	-	79.44	27.54	3.94	-
PK	2.389G	58.67	74.00	-15.33	31.52	3	Vertical	33	1.02	-	27.15	27.64	3.88	-
PK	2.4284G	113.06	Inf	-Inf	31.48	3	Vertical	33	1.02	-	81.58	27.54	3.94	-

802.11b_Nss1,(1Mbps)_4TX

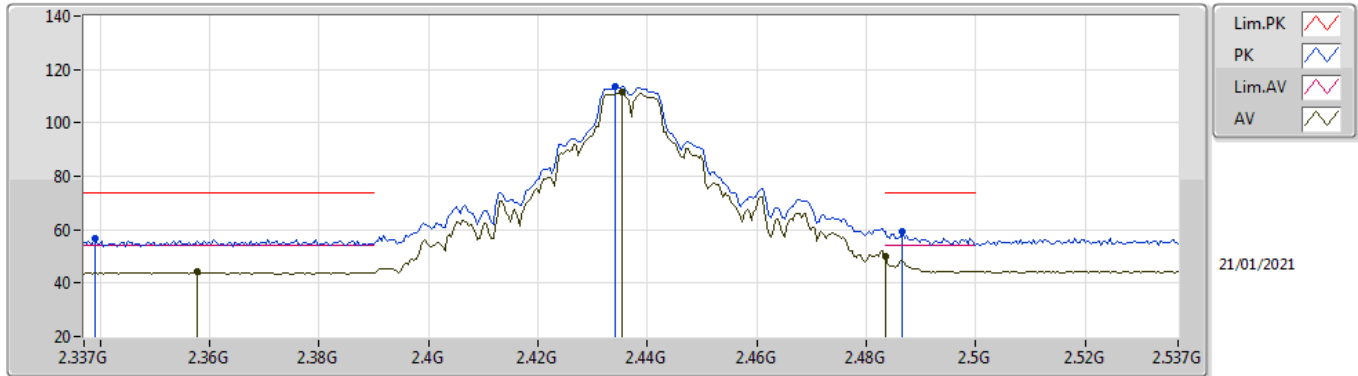
2427MHz_TX



Type	Freq (Hz)	Level (dBuV/m)	Limit (dBuV/m)	Margin (dB)	Factor (dB)	Dist (m)	Condition	Azimuth (°)	Height (m)	Comment	Raw (dBuV)	AF (dB)	CL (dB)	PA (dB)
AV	2.3892G	49.93	54.00	-4.07	31.52	3	Horizontal	55	2.78	-	18.41	27.64	3.88	-
AV	2.4288G	111.71	Inf	-Inf	31.48	3	Horizontal	55	2.78	-	80.23	27.54	3.94	-
PK	2.389G	59.49	74.00	-14.51	31.52	3	Horizontal	55	2.78	-	27.97	27.64	3.88	-
PK	2.4284G	114.17	Inf	-Inf	31.48	3	Horizontal	55	2.78	-	82.69	27.54	3.94	-

802.11b_Nss1,(1Mbps)_4TX

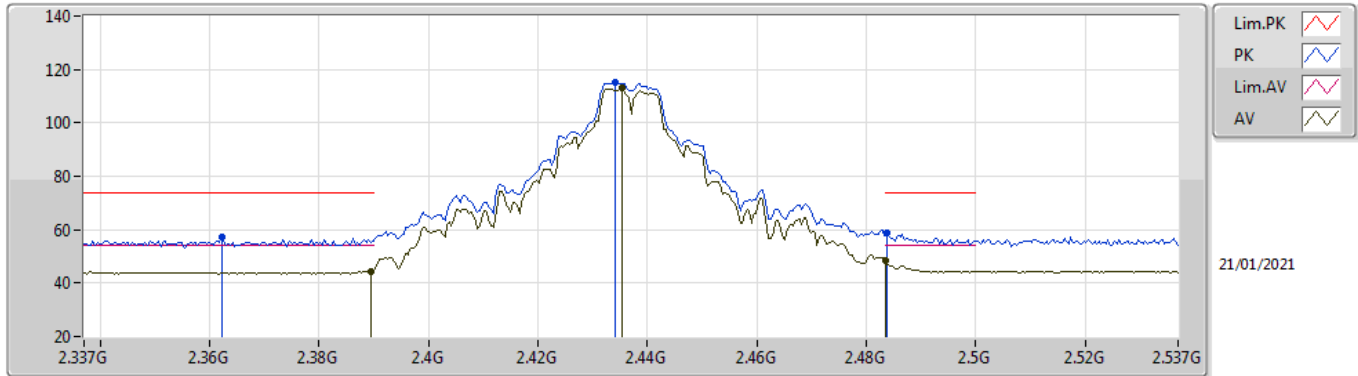
2437MHz_TX



Type	Freq (Hz)	Level (dBuV/m)	Limit (dBuV/m)	Margin (dB)	Factor (dB)	Dist (m)	Condition	Azimuth (°)	Height (m)	Comment	Raw (dBuV)	AF (dB)	CL (dB)	PA (dB)
AV	2.3578G	44.11	54.00	-9.89	31.61	3	Vertical	262	1.53	-	12.50	27.77	3.84	-
AV	2.4354G	111.59	Inf	-Inf	31.55	3	Vertical	262	1.53	-	80.04	27.60	3.95	-
AV	2.4835G	50.10	54.00	-3.90	31.63	3	Vertical	262	1.53	-	18.47	27.60	4.03	-
PK	2.339G	56.74	74.00	-17.26	31.63	3	Vertical	262	1.53	-	25.11	27.82	3.81	-
PK	2.4342G	113.40	Inf	-Inf	31.55	3	Vertical	262	1.53	-	81.85	27.60	3.95	-
PK	2.4866G	59.21	74.00	-14.79	31.63	3	Vertical	262	1.53	-	27.58	27.60	4.03	-

802.11b_Nss1,(1Mbps)_4TX

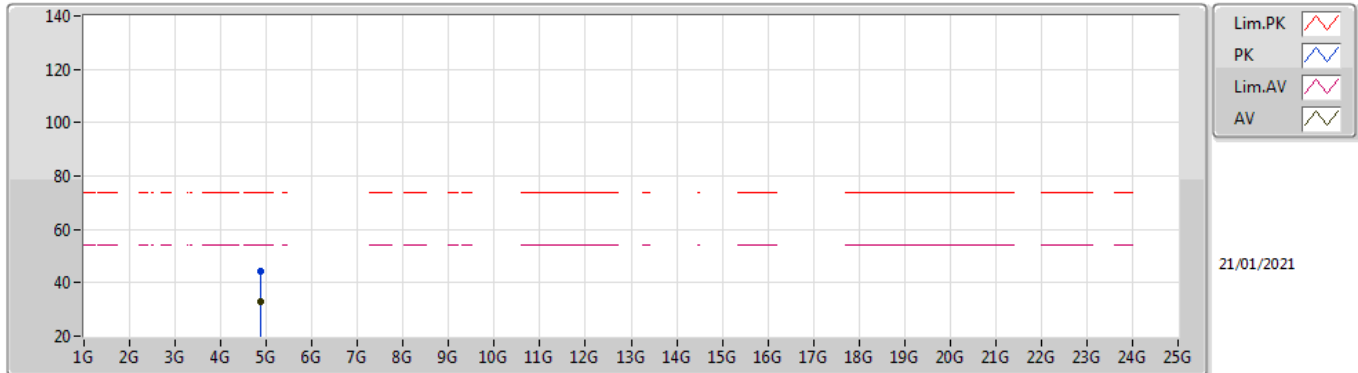
2437MHz_TX



Type	Freq (Hz)	Level (dBuV/m)	Limit (dBuV/m)	Margin (dB)	Factor (dB)	Dist (m)	Condition	Azimuth (°)	Height (m)	Comment	Raw (dBuV)	AF (dB)	CL (dB)	PA (dB)
AV	2.3894G	44.56	54.00	-9.44	31.52	3	Horizontal	48	1.79	-	13.04	27.64	3.88	-
AV	2.4354G	112.86	Inf	-Inf	31.55	3	Horizontal	48	1.79	-	81.31	27.60	3.95	-
AV	2.4835G	48.60	54.00	-5.40	31.63	3	Horizontal	48	1.79	-	16.97	27.60	4.03	-
PK	2.3622G	57.08	74.00	-16.92	31.59	3	Horizontal	48	1.79	-	25.49	27.75	3.84	-
PK	2.4342G	115.21	Inf	-Inf	31.55	3	Horizontal	48	1.79	-	83.66	27.60	3.95	-
PK	2.4838G	58.91	74.00	-15.09	31.63	3	Horizontal	48	1.79	-	27.28	27.60	4.03	-

802.11b_Nss1,(1Mbps)_4TX

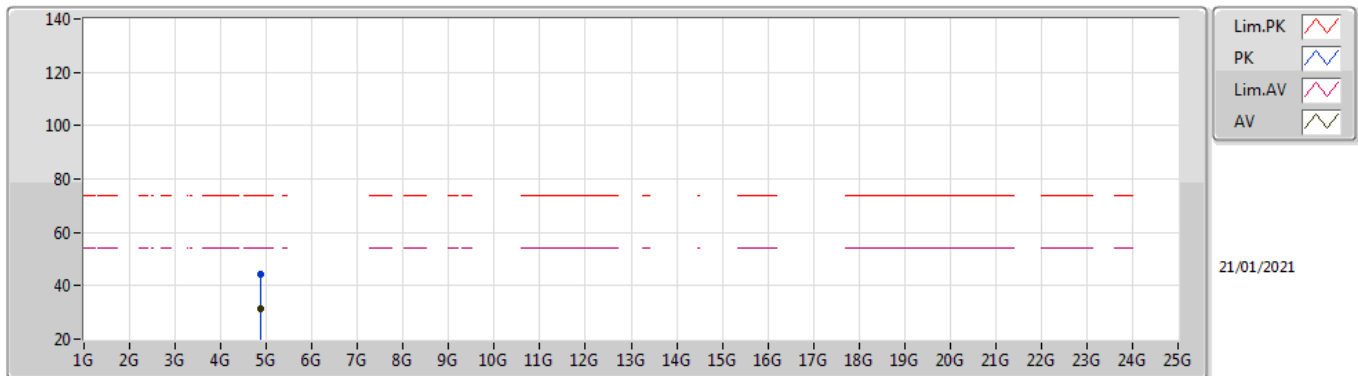
2437MHz_TX



Type	Freq (Hz)	Level (dBuV/m)	Limit (dBuV/m)	Margin (dB)	Factor (dB)	Dist (m)	Condition	Azimuth (°)	Height (m)	Comment	Raw (dBuV)	AF (dB)	CL (dB)	PA (dB)
AV	4.87392G	32.91	54.00	-21.09	1.66	3	Vertical	205	1.06	-	31.25	31.25	5.34	34.93
PK	4.87407G	44.12	74.00	-29.88	1.66	3	Vertical	205	1.06	-	42.46	31.25	5.34	34.93

802.11b_Nss1,(1Mbps)_4TX

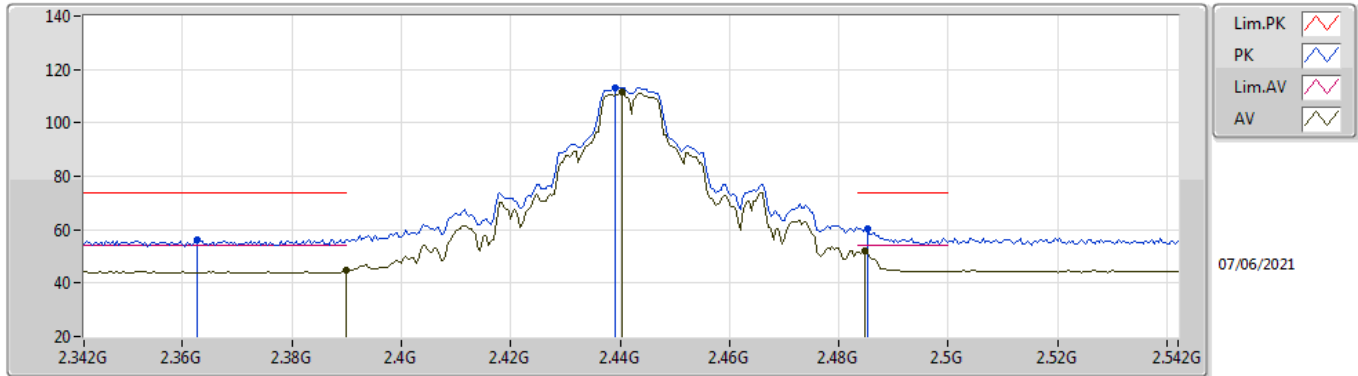
2437MHz_TX



Type	Freq (Hz)	Level (dBuV/m)	Limit (dBuV/m)	Margin (dB)	Factor (dB)	Dist (m)	Condition	Azimuth (°)	Height (m)	Comment	Raw (dBuV)	AF (dB)	CL (dB)	PA (dB)
AV	4.874G	31.40	54.00	-22.60	1.66	3	Horizontal	292	2.64	-	29.74	31.25	5.34	34.93
PK	4.87392G	44.06	74.00	-29.94	1.66	3	Horizontal	292	2.64	-	42.40	31.25	5.34	34.93

802.11b_Nss1,(1Mbps)_4TX

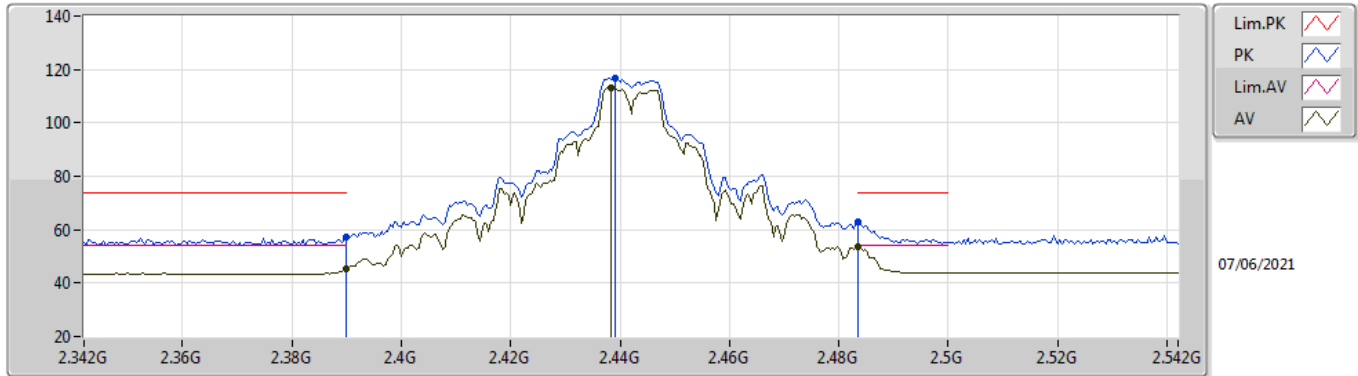
2442MHz_TX



Type	Freq (Hz)	Level (dBuV/m)	Limit (dBuV/m)	Margin (dB)	Factor (dB)	Dist (m)	Condition	Azimuth (°)	Height (m)	Comment	Raw (dBuV)	AF (dB)	CL (dB)	PA (dB)
AV	2.39G	44.64	54.00	-9.36	31.52	3	Vertical	36	1.10	-	13.12	27.64	3.88	-
AV	2.4404G	111.42	Inf	-Inf	31.48	3	Vertical	36	1.10	-	79.94	27.52	3.96	-
AV	2.4848G	52.30	54.00	-1.70	31.53	3	Vertical	36	1.10	-	20.77	27.50	4.03	-
PK	2.3628G	56.43	74.00	-17.57	31.59	3	Vertical	36	1.10	-	24.84	27.75	3.84	-
PK	2.4392G	113.32	Inf	-Inf	31.48	3	Vertical	36	1.10	-	81.84	27.52	3.96	-
PK	2.4852G	60.42	74.00	-13.58	31.53	3	Vertical	36	1.10	-	28.89	27.50	4.03	-

802.11b_Nss1,(1Mbps)_4TX

2442MHz_TX

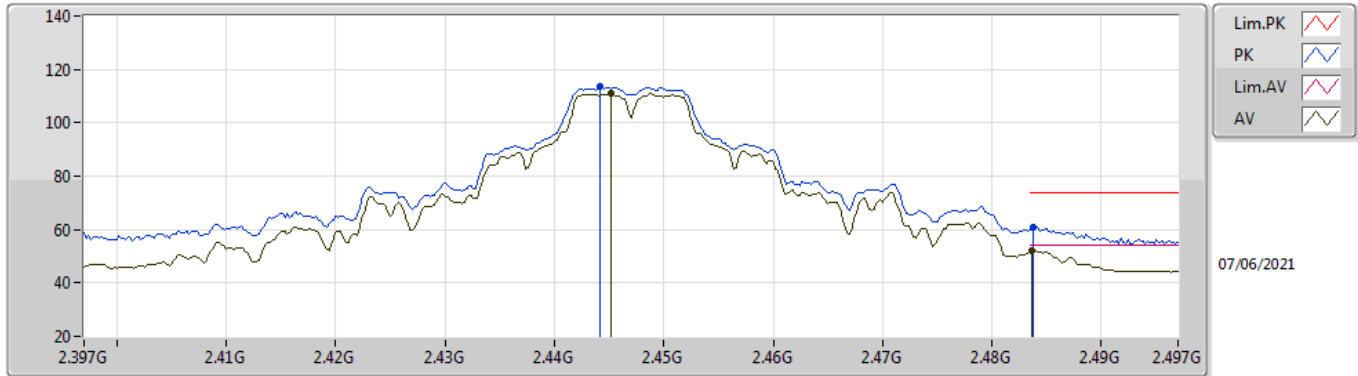


Type	Freq (Hz)	Level (dBuV/m)	Limit (dBuV/m)	Margin (dB)	Factor (dB)	Dist (m)	Condition	Azimuth (°)	Height (m)	Comment	Raw (dBuV)	AF (dB)	CL (dB)	PA (dB)
AV	2.39G	45.53	54.00	-8.47	31.52	3	Horizontal	73	2.38	-	14.01	27.64	3.88	-
AV	2.4384G	113.10	Inf	-Inf	31.48	3	Horizontal	73	2.38	-	81.62	27.52	3.96	-
AV	2.4835G	53.64	54.00	-0.36	31.53	3	Horizontal	73	2.38	-	22.11	27.50	4.03	-
PK	2.39G	56.99	74.00	-17.01	31.52	3	Horizontal	73	2.38	-	25.47	27.64	3.88	-
PK	2.4392G	116.81	Inf	-Inf	31.48	3	Horizontal	73	2.38	-	85.33	27.52	3.96	-
PK	2.4835G	62.75	74.00	-11.25	31.53	3	Horizontal	73	2.38	-	31.22	27.50	4.03	-



802.11b_Nss1,(1Mbps)_4TX

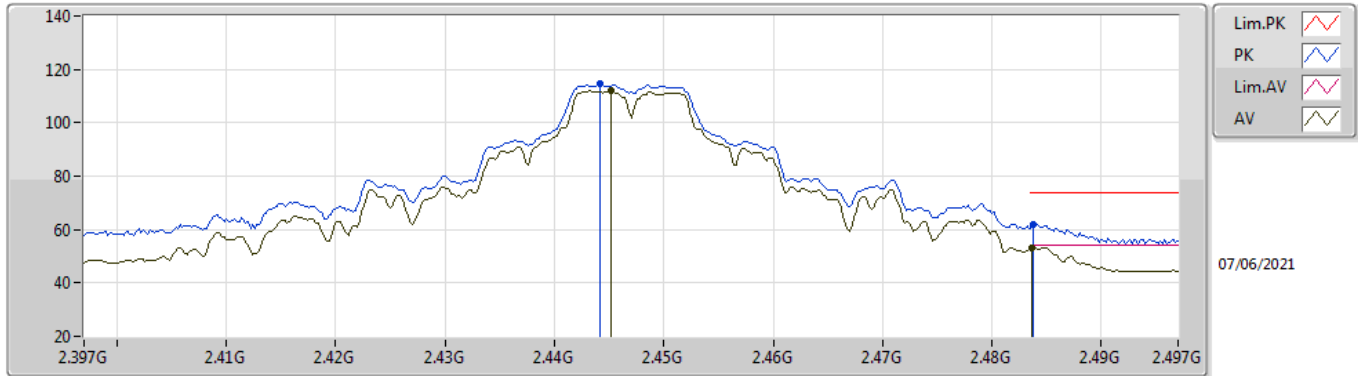
2447MHz_TX



Type	Freq (Hz)	Level (dBuV/m)	Limit (dBuV/m)	Margin (dB)	Factor (dB)	Dist (m)	Condition	Azimuth (°)	Height (m)	Comment	Raw (dBuV)	AF (dB)	CL (dB)	PA (dB)
AV	2.4452G	111.21	Inf	-Inf	31.48	3	Vertical	32	1.08	-	79.73	27.51	3.97	-
AV	2.4836G	52.29	54.00	-1.71	31.53	3	Vertical	32	1.08	-	20.76	27.50	4.03	-
PK	2.4442G	113.37	Inf	-Inf	31.48	3	Vertical	32	1.08	-	81.89	27.51	3.97	-
PK	2.4838G	61.04	74.00	-12.96	31.53	3	Vertical	32	1.08	-	29.51	27.50	4.03	-

802.11b_Nss1,(1Mbps)_4TX

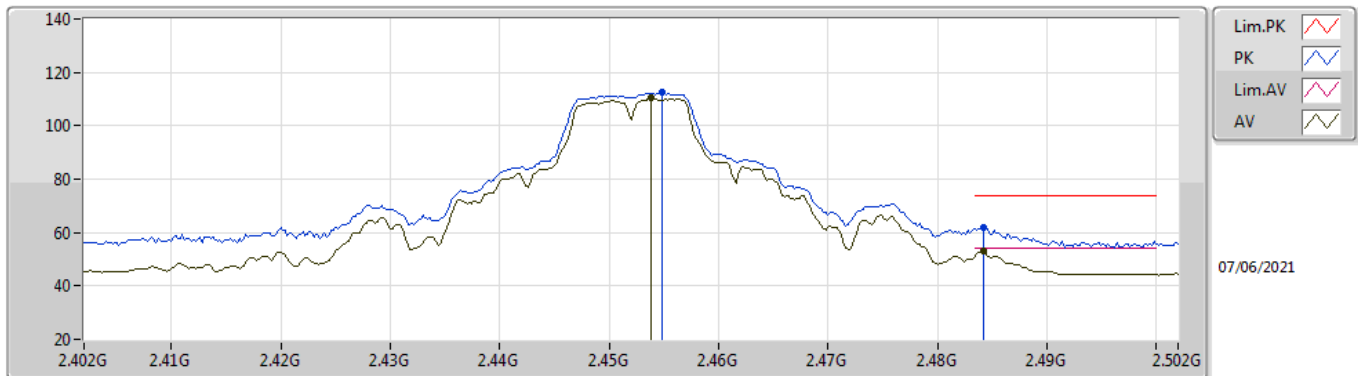
2447MHz_TX



Type	Freq (Hz)	Level (dBuV/m)	Limit (dBuV/m)	Margin (dB)	Factor (dB)	Dist (m)	Condition	Azimuth (°)	Height (m)	Comment	Raw (dBuV)	AF (dB)	CL (dB)	PA (dB)
AV	2.4452G	112.01	Inf	-Inf	31.48	3	Horizontal	90	2.96	-	80.53	27.51	3.97	-
AV	2.4836G	53.36	54.00	-0.64	31.53	3	Horizontal	90	2.96	-	21.83	27.50	4.03	-
PK	2.4442G	114.46	Inf	-Inf	31.48	3	Horizontal	90	2.96	-	82.98	27.51	3.97	-
PK	2.4838G	61.97	74.00	-12.03	31.53	3	Horizontal	90	2.96	-	30.44	27.50	4.03	-

802.11b_Nss1,(1Mbps)_4TX

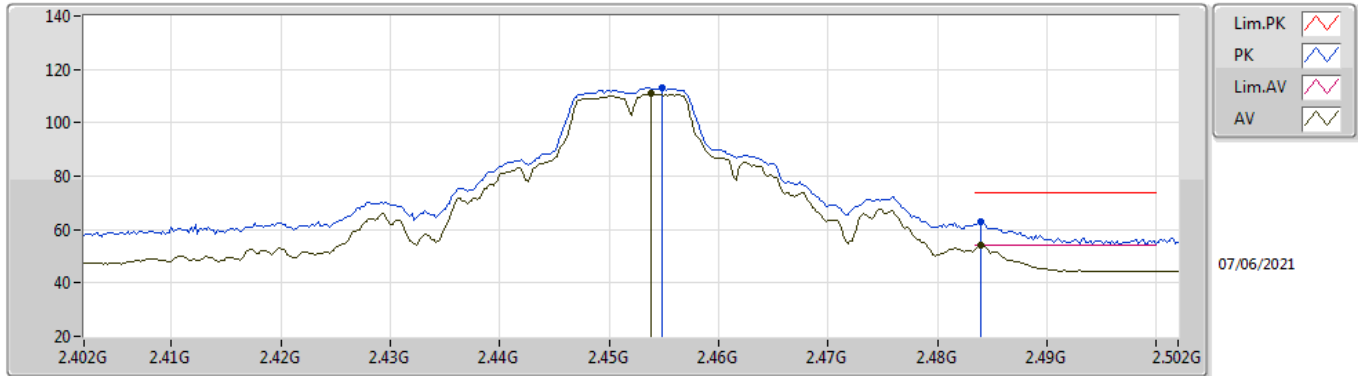
2452MHz_TX



Type	Freq (Hz)	Level (dBuV/m)	Limit (dBuV/m)	Margin (dB)	Factor (dB)	Dist (m)	Condition	Azimuth (°)	Height (m)	Comment	Raw (dBuV)	AF (dB)	CL (dB)	PA (dB)
AV	2.4538G	110.31	Inf	-Inf	31.48	3	Vertical	33	1.00	-	78.83	27.50	3.98	-
AV	2.4842G	53.18	54.00	-0.82	31.53	3	Vertical	33	1.00	-	21.65	27.50	4.03	-
PK	2.4548G	112.49	Inf	-Inf	31.48	3	Vertical	33	1.00	-	81.01	27.50	3.98	-
PK	2.4842G	61.74	74.00	-12.26	31.53	3	Vertical	33	1.00	-	30.21	27.50	4.03	-

802.11b_Nss1,(1Mbps)_4TX

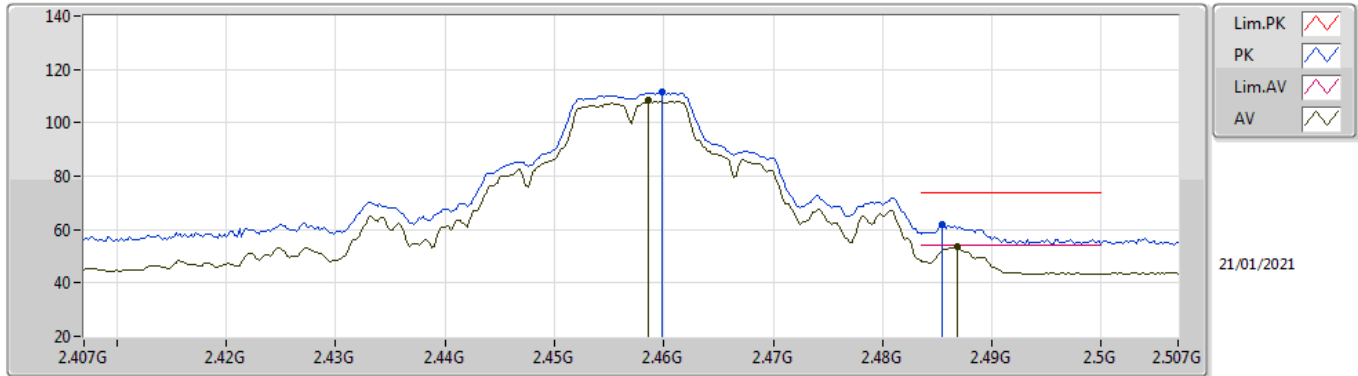
2452MHz_TX



Type	Freq (Hz)	Level (dBuV/m)	Limit (dBuV/m)	Margin (dB)	Factor (dB)	Dist (m)	Condition	Azimuth (°)	Height (m)	Comment	Raw (dBuV)	AF (dB)	CL (dB)	PA (dB)
AV	2.4538G	111.05	Inf	-Inf	31.48	3	Horizontal	78	2.33	-	79.57	27.50	3.98	-
AV	2.484G	53.93	54.00	-0.07	31.53	3	Horizontal	78	2.33	-	22.40	27.50	4.03	-
PK	2.4548G	113.22	Inf	-Inf	31.48	3	Horizontal	78	2.33	-	81.74	27.50	3.98	-
PK	2.484G	62.88	74.00	-11.12	31.53	3	Horizontal	78	2.33	-	31.35	27.50	4.03	-

802.11b_Nss1,(1Mbps)_4TX

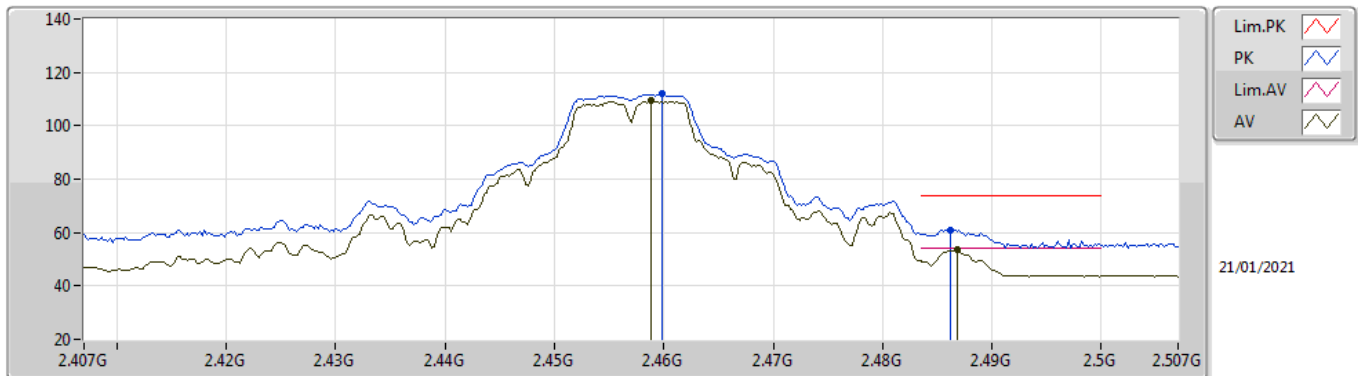
2457MHz_TX



Type	Freq (Hz)	Level (dBuV/m)	Limit (dBuV/m)	Margin (dB)	Factor (dB)	Dist (m)	Condition	Azimuth (°)	Height (m)	Comment	Raw (dBuV)	AF (dB)	CL (dB)	PA (dB)
AV	2.4586G	108.28	Inf	-Inf	31.59	3	Vertical	260	2.86	-	76.69	27.60	3.99	-
AV	2.4868G	53.76	54.00	-0.24	31.63	3	Vertical	260	2.86	-	22.13	27.60	4.03	-
PK	2.4598G	111.50	Inf	-Inf	31.59	3	Vertical	260	2.86	-	79.91	27.60	3.99	-
PK	2.4854G	61.91	74.00	-12.09	31.63	3	Vertical	260	2.86	-	30.28	27.60	4.03	-

802.11b_Nss1,(1Mbps)_4TX

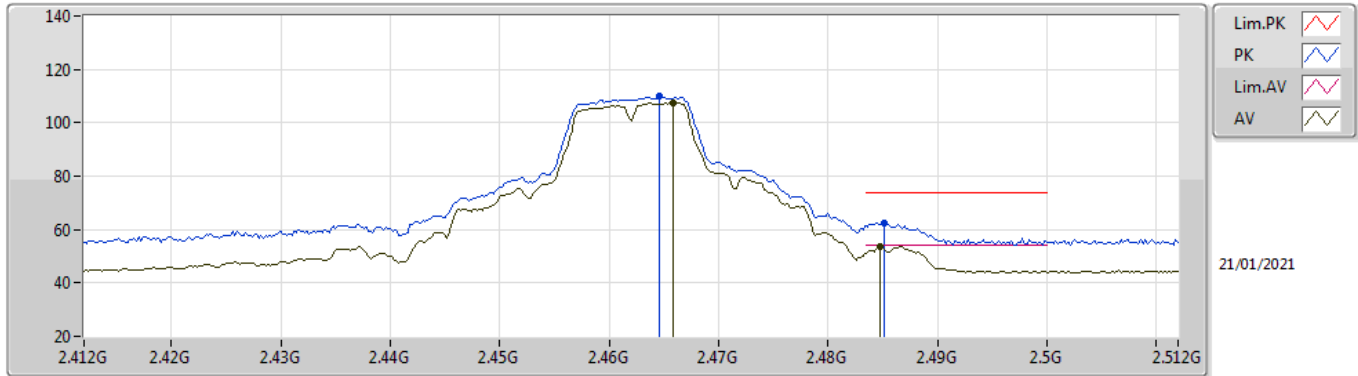
2457MHz_TX



Type	Freq (Hz)	Level (dBuV/m)	Limit (dBuV/m)	Margin (dB)	Factor (dB)	Dist (m)	Condition	Azimuth (°)	Height (m)	Comment	Raw (dBuV)	AF (dB)	CL (dB)	PA (dB)
AV	2.4588G	109.42	Inf	-Inf	31.59	3	Horizontal	26	2.09	-	77.83	27.60	3.99	-
AV	2.4868G	53.77	54.00	-0.23	31.63	3	Horizontal	26	2.09	-	22.14	27.60	4.03	-
PK	2.4598G	111.93	Inf	-Inf	31.59	3	Horizontal	26	2.09	-	80.34	27.60	3.99	-
PK	2.4862G	61.11	74.00	-12.89	31.63	3	Horizontal	26	2.09	-	29.48	27.60	4.03	-

802.11b_Nss1,(1Mbps)_4TX

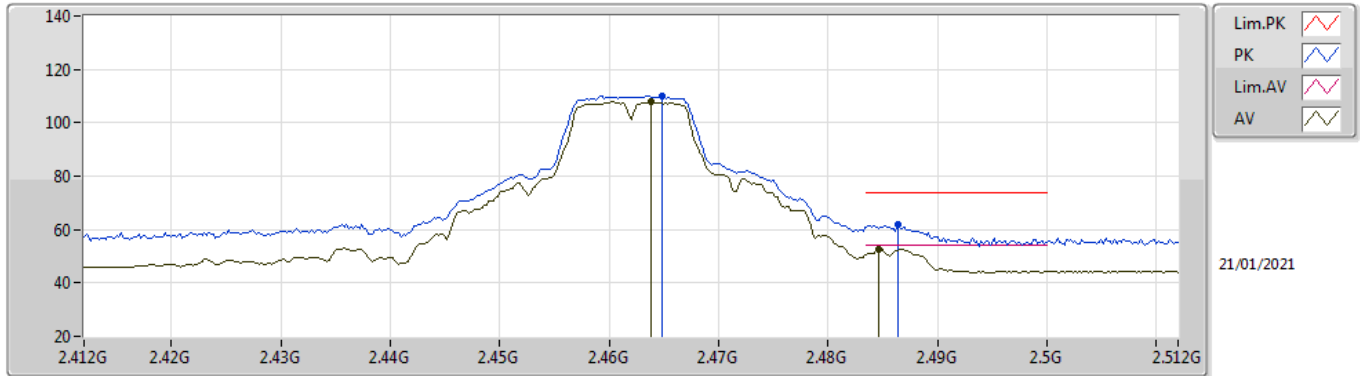
2462MHz_TX



Type	Freq (Hz)	Level (dBuV/m)	Limit (dBuV/m)	Margin (dB)	Factor (dB)	Dist (m)	Condition	Azimuth (°)	Height (m)	Comment	Raw (dBuV)	AF (dB)	CL (dB)	PA (dB)
AV	2.4658G	107.44	Inf	-Inf	31.60	3	Vertical	260	1.50	-	75.84	27.60	4.00	-
AV	2.4848G	53.77	54.00	-0.23	31.63	3	Vertical	260	1.50	-	22.14	27.60	4.03	-
PK	2.4646G	109.84	Inf	-Inf	31.60	3	Vertical	260	1.50	-	78.24	27.60	4.00	-
PK	2.4852G	62.60	74.00	-11.40	31.63	3	Vertical	260	1.50	-	30.97	27.60	4.03	-

802.11b_Nss1,(1Mbps)_4TX

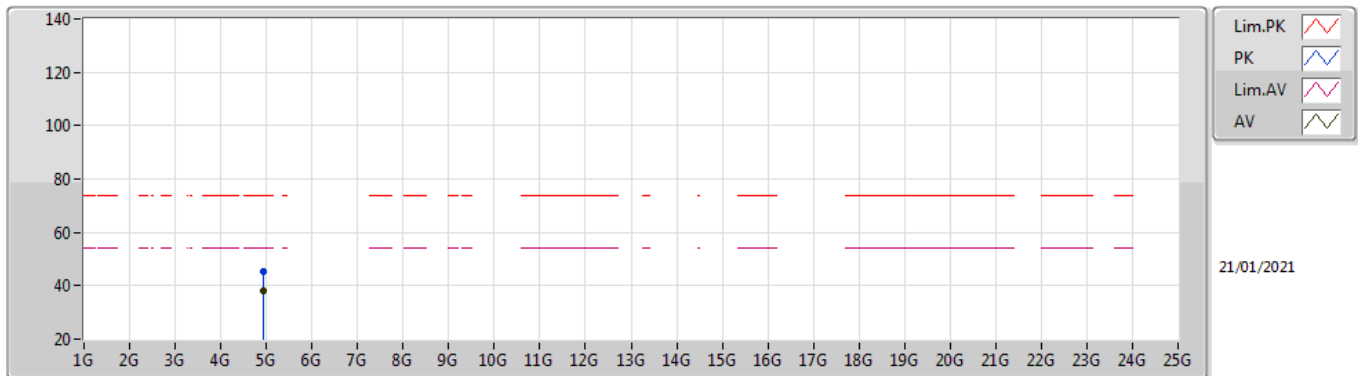
2462MHz_TX



Type	Freq (Hz)	Level (dBuV/m)	Limit (dBuV/m)	Margin (dB)	Factor (dB)	Dist (m)	Condition	Azimuth (°)	Height (m)	Comment	Raw (dBuV)	AF (dB)	CL (dB)	PA (dB)
AV	2.4638G	107.89	Inf	-Inf	31.60	3	Horizontal	26	2.08	-	76.29	27.60	4.00	-
AV	2.4846G	52.76	54.00	-1.24	31.63	3	Horizontal	26	2.08	-	21.13	27.60	4.03	-
PK	2.4648G	110.03	Inf	-Inf	31.60	3	Horizontal	26	2.08	-	78.43	27.60	4.00	-
PK	2.4864G	61.97	74.00	-12.03	31.63	3	Horizontal	26	2.08	-	30.34	27.60	4.03	-

802.11b_Nss1,(1Mbps)_4TX

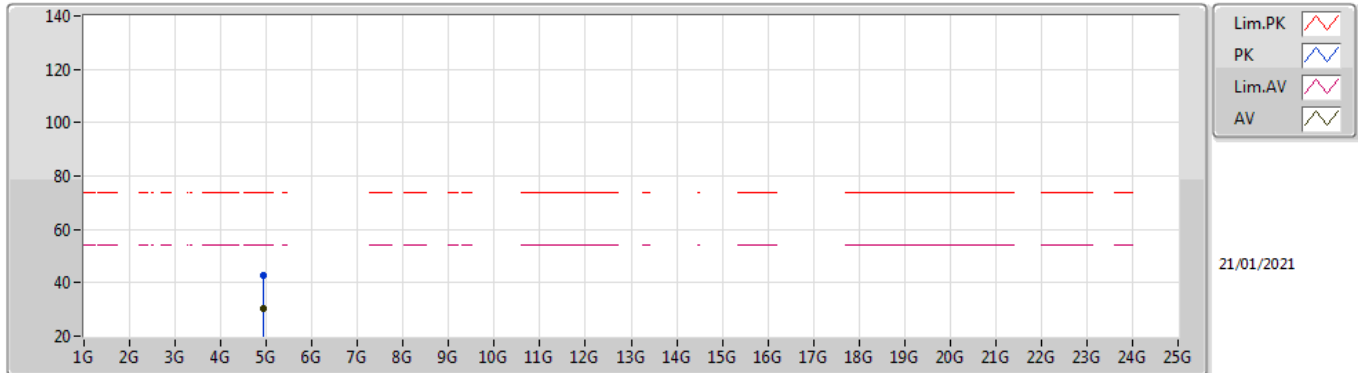
2462MHz_TX



Type	Freq (Hz)	Level (dBuV/m)	Limit (dBuV/m)	Margin (dB)	Factor (dB)	Dist (m)	Condition	Azimuth (°)	Height (m)	Comment	Raw (dBuV)	AF (dB)	CL (dB)	PA (dB)
AV	4.92399G	38.07	54.00	-15.93	1.72	3	Vertical	207	1.05	-	36.35	31.30	5.36	34.94
PK	4.92386G	45.50	74.00	-28.50	1.72	3	Vertical	207	1.05	-	43.78	31.30	5.36	34.94

802.11b_Nss1,(1Mbps)_4TX

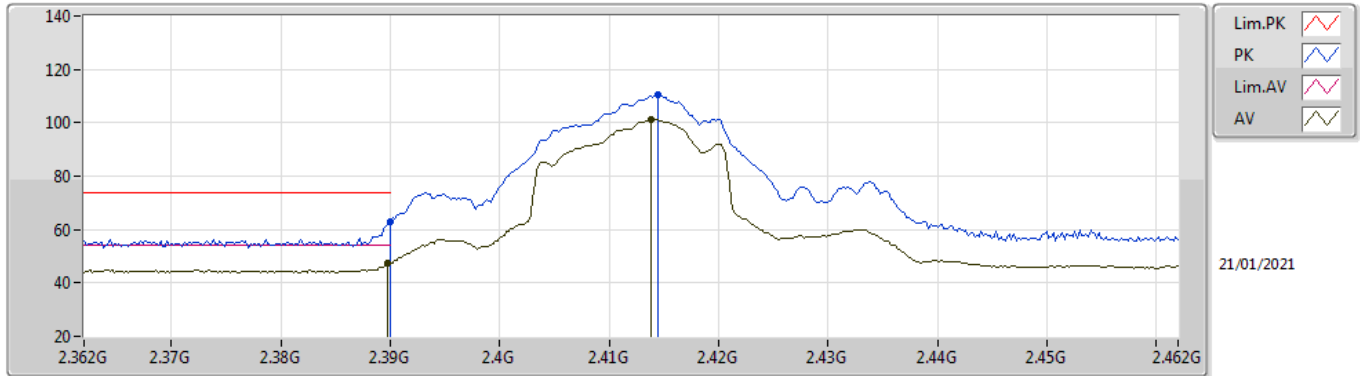
2462MHz_TX



Type	Freq (Hz)	Level (dBuV/m)	Limit (dBuV/m)	Margin (dB)	Factor (dB)	Dist (m)	Condition	Azimuth (°)	Height (m)	Comment	Raw (dBuV)	AF (dB)	CL (dB)	PA (dB)
AV	4.92367G	30.39	54.00	-23.61	1.71	3	Horizontal	39	1.50	-	28.68	31.29	5.36	34.94
PK	4.92456G	42.88	74.00	-31.12	1.72	3	Horizontal	39	1.50	-	41.16	31.30	5.36	34.94

802.11g_Nss1,(6Mbps)_4TX

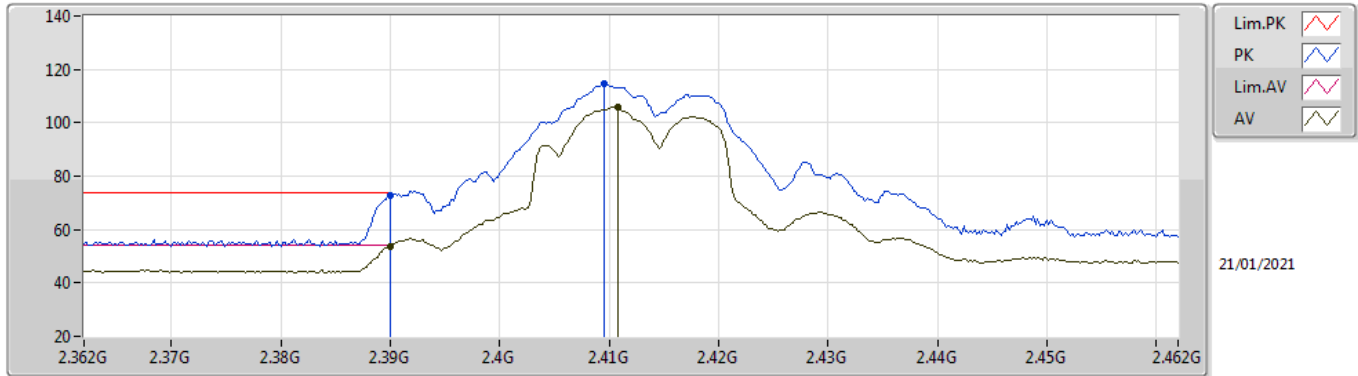
2412MHz_TX



Type	Freq (Hz)	Level (dBuV/m)	Limit (dBuV/m)	Margin (dB)	Factor (dB)	Dist (m)	Condition	Azimuth (°)	Height (m)	Comment	Raw (dBuV)	AF (dB)	CL (dB)	PA (dB)
AV	2.3898G	47.31	54.00	-6.69	31.52	3	Vertical	253	1.45	-	15.79	27.64	3.88	-
AV	2.4138G	101.28	Inf	-Inf	31.52	3	Vertical	253	1.45	-	69.76	27.60	3.92	-
PK	2.39G	62.94	74.00	-11.06	31.52	3	Vertical	253	1.45	-	31.42	27.64	3.88	-
PK	2.4144G	110.55	Inf	-Inf	31.52	3	Vertical	253	1.45	-	79.03	27.60	3.92	-

802.11g_Nss1,(6Mbps)_4TX

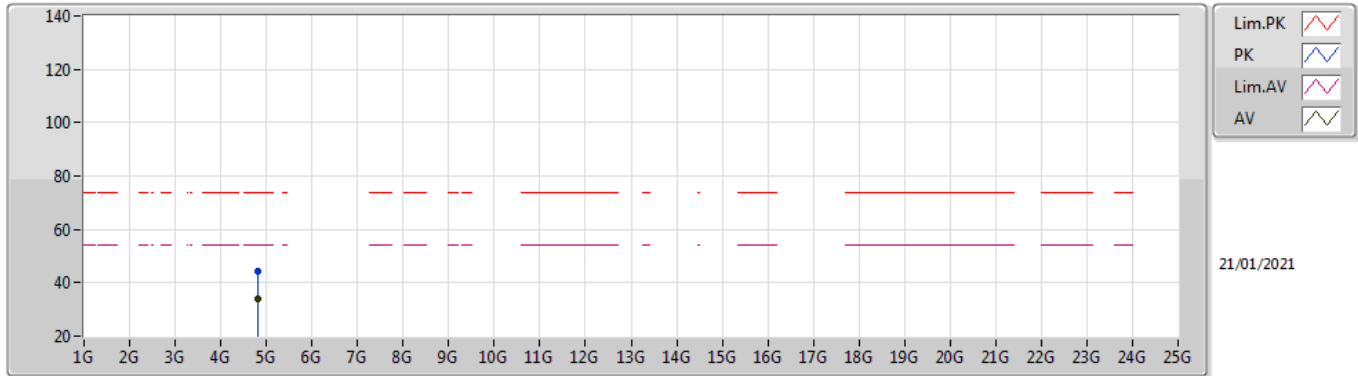
2412MHz_TX



Type	Freq (Hz)	Level (dBuV/m)	Limit (dBuV/m)	Margin (dB)	Factor (dB)	Dist (m)	Condition	Azimuth (°)	Height (m)	Comment	Raw (dBuV)	AF (dB)	CL (dB)	PA (dB)
AV	2.39G	53.81	54.00	-0.19	31.52	3	Horizontal	55	2.33	-	22.29	27.64	3.88	-
AV	2.4108G	105.82	Inf	-Inf	31.52	3	Horizontal	55	2.33	-	74.30	27.60	3.92	-
PK	2.39G	72.60	74.00	-1.40	31.52	3	Horizontal	55	2.33	-	41.08	27.64	3.88	-
PK	2.4096G	114.45	Inf	-Inf	31.51	3	Horizontal	55	2.33	-	82.94	27.60	3.91	-

802.11g_Nss1,(6Mbps)_4TX

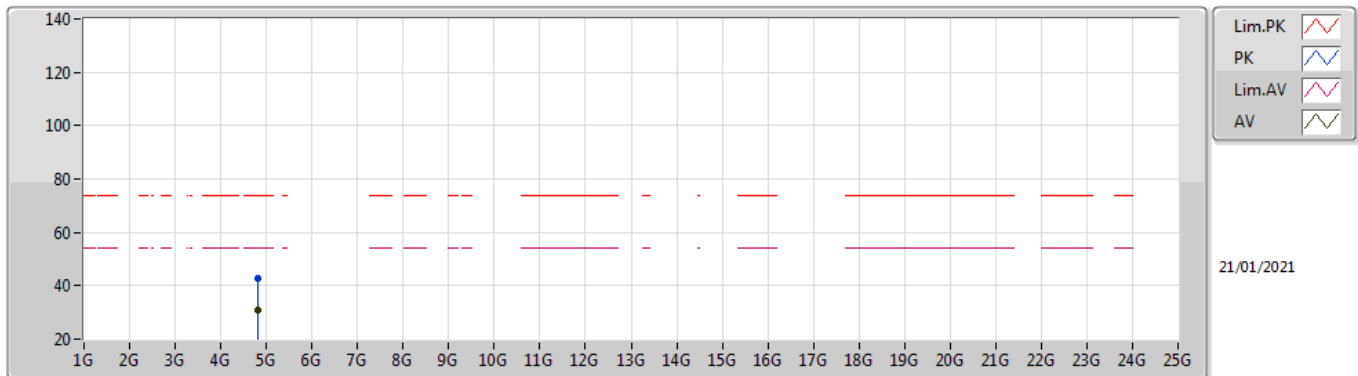
2412MHz_TX



Type	Freq (Hz)	Level (dBuV/m)	Limit (dBuV/m)	Margin (dB)	Factor (dB)	Dist (m)	Condition	Azimuth (°)	Height (m)	Comment	Raw (dBuV)	AF (dB)	CL (dB)	PA (dB)
AV	4.82401G	33.78	54.00	-20.22	1.58	3	Vertical	98	1.50	-	32.20	31.20	5.31	34.93
PK	4.82383G	44.30	74.00	-29.70	1.58	3	Vertical	98	1.50	-	42.72	31.20	5.31	34.93

802.11g_Nss1,(6Mbps)_4TX

2412MHz_TX



Type	Freq (Hz)	Level (dBuV/m)	Limit (dBuV/m)	Margin (dB)	Factor (dB)	Dist (m)	Condition	Azimuth (°)	Height (m)	Comment	Raw (dBuV)	AF (dB)	CL (dB)	PA (dB)
AV	4.82394G	30.90	54.00	-23.10	1.58	3	Horizontal	176	1.15	-	29.32	31.20	5.31	34.93
PK	4.82421G	42.92	74.00	-31.08	1.58	3	Horizontal	176	1.15	-	41.34	31.20	5.31	34.93