

1. Photographs of Conducted Emissions Test Configuration

WiFi B

Front view



Side view



Under table view




2. Photographs of Radiated Emissions Test Configuration

For radiated emissions 30MHz~1GHz

WiFi B

Front view




Rear view




For radiated emissions above 1GHz
WiFi B

Front view



Rear view



————THE END————