



**SGS-CSTC Standards  
Technical Services  
(Shanghai)Co., Ltd.**

588 West Jindu Road, Songjiang District, Shanghai, China

Telephone: +86 (0) 21 6191 5666  
Fax: +86 (0) 21 6191 5655  
Tino.Pan@sgs.com

Report No.:SHEMO10050062301  
Page 1 of 45

## TEST REPORT

**Application No. :** SHEMO10050062301  
**Applicant:** Sierra Wireless Inc.  
**FCC ID:** N7NSL6087  
**IC ID:** 2417C-SL6087  
**Equipment Under Test (EUT):**  
Product Name: Module  
Brand Name: AirPrime™  
Model Name: SL6087US  
Marketing Name: SL6087US  
**Standards:** IC RSS 132 Issue 2,RSS 133 Issue 5/ FCC part 2, 22H & 24E  
**Date of Receipt:** May 24,2010  
**Date of Test:** May 24,2010 to May 31,2010  
**Date of Issue:** May 31,2010

<b>Test Result :</b>	<b>PASS *</b>
----------------------	---------------

\* In the configuration tested, the EUT detailed in this report complied with the standards specified above. Please refer to section 2 of this report for further details.

Tino Pan  
E&E Section Manager  
SGS-CSTC (Shanghai)Co., Ltd.

Jack Wu  
Project Engineer  
SGS-CSTC (Shanghai)Co., Ltd.

This document is issued by the Company subject to its General Conditions of Service printed overleaf, available on request or accessible at [www.sgs.com/terms\\_and\\_conditions.htm](http://www.sgs.com/terms_and_conditions.htm) and, for electronic format documents, subject to Terms and Conditions for Electronic Documents at [www.sgs.com/terms\\_e-document.htm](http://www.sgs.com/terms_e-document.htm). Attention is drawn to the limitation of liability, indemnification and jurisdiction issues defined therein. Any holder of this document is advised that information contained hereon reflects the Company's findings at the time of its intervention only and within the limits of Client's instructions, if any. The Company's sole responsibility is to its Client and this document does not exonerate parties to a transaction from exercising all their rights and obligations under the transaction documents. This document cannot be reproduced except in full, without prior written approval of the Company. Any unauthorized alteration, forgery or falsification of the content or appearance of this document is unlawful and offenders may be prosecuted to the fullest extent of the law. Unless otherwise stated the results shown in this test report refer only to the sample(s) tested and such sample(s) are retained for 90 days only



**SGS-CSTC Standards  
Technical Services  
(Shanghai)Co., Ltd.**

ReportNo.: SHEMO10050062301

Page: 2 of 45

## 2 Test Summary

Description of Test	FCC Rules	IC Standards	Result
RF Power Output	2.1046(a) 22.913(a) 24.232(b)	RSS-132,4.4 RSS-133,6.4	Compliant
99% Occupied Bandwidth	2.1049(h)	RSS-Gen,4.6	Compliant
Out of Band Emissions at antenna Terminals and Band Edge	2.1051 22.917(a) 24.238(a)	RSS-132,4.5 RSS-133,6.5	Compliant
Field Strength of Spurious Emissions	2.1053 22.917(a) 24.238(a)	RSS-132,4.5 RSS-133,6.5	Compliant
Frequency Stability vs. Temperature and Voltage	2.1055	RSS-132,4.3 RSS-133,6.3	Compliant



### 3 Contents

	Page
<b>1 COVER PAGE .....</b>	<b>1</b>
<b>2 TEST SUMMARY .....</b>	<b>2</b>
<b>3 CONTENTS .....</b>	<b>3</b>
<b>4 GENERAL INFORMATION .....</b>	<b>4</b>
4.1 CLIENT INFORMATION .....	4
4.2 GENERAL DESCRIPTION OF E.U.T. ....	4
4.3 TEST LOCATION .....	4
4.4 TEST FACILITY .....	5
4.5 TEST METHODOGY .....	5
<b>5 EQUIPMENTS USED DURING TEST .....</b>	<b>6</b>
<b>6 TEST RESULTS .....</b>	<b>7</b>
6.1 E.U.T. TEST CONDITIONS .....	7
6.2 RF POWER OUTPUT .....	8
6.3 99% OCCUPIED BANDWIDTH .....	10
6.4 OUT OF BAND EMISSIONS AT ANTENNA TERMINALS .....	17
6.4.1 <i>Band edges emissions</i> .....	17
6.5 FIELD STRENGTH OF RADIATED SPURIOUS EMISSIONS .....	26
6.6 RECEIVER SPURIOUS EMISSIONS .....	35
6.7 FREQUENCY STABILITY V.S. TEMPERATURE MEASUREMENT .....	39
6.8 FREQUENCY STABILITY V.S. VOLTAGE MEASUREMENT .....	43



## 4 General Information

### 4.1 Client Information

Applicant: Sierra Wireless Inc.  
Address of Applicant: 13811 Wireless Way Richmond, British Columbia Canada, V6V 3A4  
Manufacturer: Sierra Wireless Inc.  
Address of Manufacturer: 13811 Wireless Way Richmond, British Columbia Canada, V6V 3A4

### 4.2 General Description of E.U.T.

Product Name:	Module
Brand Name:	AirPrime™
Model Name:	SL6087US
Marketing Name:	SL6087US
Power Supply:	3.6V DC

GSM and WCDMA:

	Operating frequency		Rated Power
Cellular phone standards Frequency Range and Power:	GSM/GPRS/EDGE, 850 Class 10	824.2MHz-848.8MHz	33dBm
	GSM/GPRS/EDGE, 1900 Class 10	1850.2MHz-1909.8MHz	30dBm
Hardware Version:	210		
Software Version:	Firmware 7.43.A1(SV 01)		
IMEI:	004401769099199		

### 4.3 Test Location

Tests were performed at:

SGS-CSTC Standards Technical Services Co., Ltd., Shanghai EMC Laboratory

588 West Jindu Road, Songjiang District, Shanghai, China

Tel: +86 21 61915666

Fax: +86 21 61915678



#### **4.4 Test Facility**

The test facility is recognized, certified, or accredited by the following organizations:

- **CNAS (No. CNAS L0599)**

CNAS has accredited SGS-CSTC Standards Technical Services (Shanghai) Co., Ltd. to ISO/IEC 17025:2005 General Requirements for the Competence of Testing and Calibration Laboratories (CNAS-CL01 Accreditation Criteria for the Competence of Testing and Calibration Laboratories) for the competence in the field of testing. Date of expiry: 2011-07-29.

- **FCC – Registration No.: 402683**

SGS-CSTC Standards Technical Services (Shanghai) Co., Ltd. has been registered and fully described in a report filed with the Federal Communications Commission (FCC). The acceptance letter from the FCC is maintained in our files. Registration No.: 402683, Expiry Date: 2012-03-17.

- **Industry Canada (IC) – IC Assigned Code: 8617A**

The 3m Semi-anechoic chamber of SGS-CSTC Standards Technical Services (Shanghai) Co., Ltd. has been registered by Certification and Engineering Bureau of Industry Canada for radio equipment testing with Registration No.: 8617A. Expiry Date: 2011-09-29.

- **VCCI (Member No.: 3061)**

The 3m Semi-anechoic chamber and Shielded Room of SGS-CSTC Standards Technical Services (Shanghai) Co., Ltd. has been registered in accordance with the Regulations for Voluntary Control Measures with Registration No.: R-3172 and C-3514 respectively. Date of Registration: 2009-11-30. Date of Expiry: 2012-03-17.

#### **4.5 Test Methodology**

Both conducted and radiated testing were performed according to the procedures document on TIA/EIA-603-C-2004 and FCC CFR 47 2.1046, 2.1047, 2.1049, 2.1051, 2.1053, 2.1055 and 2.1057.



**SGS-CSTC Standards  
Technical Services  
(Shanghai)Co., Ltd.**

ReportNo.: SHEMO10050062301  
Page: 6 of 45

## 5 Equipments Used during Test

Item	Test Equipment	Manufacturer	Model No.	Serial No.	Cal. Date	Cal. Due date
1	EMI test receiver	Rohde & Schwarz	ESU40	100109	2009-6-4	2010-6-3
2	Horn Antenna	SCHWARZBECK	BBHA9120D	9120D-679	2009-6-4	2010-6-3
3	Horn Antenna	Rohde & Schwarz	HF906	100284	2010-4-11	2011-4-10
4	ANTENNA	SCHWARZBECK	VULB9168	9168-313	2009-6-4	2010-6-3
5	Ultra broadband antenna	Rohde & Schwarz	HL562	100227	2009-10-9	2010-10-8
6	Atmosphere pressure meter	Shanghai ZhongXuan Electronic Co;Ltd	BY—2003P	--	2009-10-15	2010-10-14
7	CLAMP METER	FLUKE	316	86080010	2010-04-27	2011-04-26
8	Thermo-Hygrometer	ZHICHEN	ZC1-2	01050033	2009-10-15	2010-10-14
9	High-low temperature cabinet	Shanghai YuanZhen	GW2050	--	2009-6-18	2010-6-17
10	DC power	KIKUSUI	PMC35—3	NF100260	2010-1-16	2011-1-15
11	Power meter	Rohde & Schwarz	NRP	101641	2010-5-5	2011-5-4
12	UNIVERSAL RADIO COMMUNICATION TESTER	Rohde & Schwarz	CMU 200	112012	2009-08-25	2010-08-24
13	Tunable Notch Filter	Wainwright instruments Gmbh	WRCT1800.0/2000.0-0.2/40-5SSK	11	2010-1-27	2011-1-26
14	Tunable Notch Filter	Wainwright instruments Gmbh	WRCT800.0/880.0-0.2/40-5SSK	9	2010-1-27	2011-1-26



## **6 Test Results**

### **6.1 E.U.T. test conditions**

Power supply:	DC 3.6V
Operating Environment:	
Temperature:	20.0 -25.0 °C
Humidity:	38-48 % RH
Atmospheric Pressure:	992 -1006 mbar



## 6.2 RF Power Output

Test Requirement:

RSS 132,4.4 The maximum ERP shall be 11.5 watts for mobile stations.

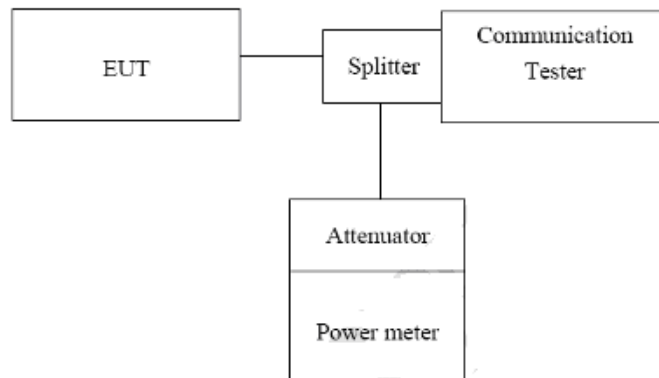
RSS 133,6.4 Mobile stations and hand-held portables are limited to 2 watts maximum e.i.r.p.

Part 2.1046

Part 22.913(a) Mobile station are limited to 7W ERP

Part 24.232(d) peak Power measurement, FCC 24.232(c) Maximum Power reduction 3GPP Power Limitation for HSDPA and HSUPA

Test Setup



Measurement Setup for testing on Antenna connector.

Test Date:

May 25,2010

Test Status:

Test lowest, middle, highest channel.

Test Procedure:

The transmitter output was connected to calibrated attenuator, the other end of which was connected to a power meter. Transmitter output was read off the power in dBm. The power output at the transmitter antenna port was determined by adding the vaule of attenuator to the power meter reading.





**SGS-CSTC Standards  
Technical Services  
(Shanghai)Co., Ltd.**

ReportNo.: SHEMO10050062301  
Page: 9 of 45

**Measurement Result:**

**RF Conducted output power**

**GSM/EDGE (GMSK; 8-PSK)**

**Result:**

GSM 850

Frequency (MHz)	Ch	1 Time Slot				2 Time Slot			
		GMSK Mode		8-PSK Mode		GMSK Mode		8-PSK Mode	
		Peak power (dBm)	AV power (dBm)	Peak power (dBm)	AV power (dBm)	Peak power (dBm)	AV power (dBm)	Peak power (dBm)	AV power (dBm)
824.2	128	32.5	32.4	29.8	26.5	32.5	32.4	29.6	26.4
836.4	189	32.4	32.3	29.8	26.6	32.4	32.3	29.6	26.4
848.8	251	32.3	32.2	29.8	26.6	32.3	32.2	29.6	26.4

PCS 1900

Frequency (MHz)	Ch	1 Time Slot				2 Time Slot			
		GMSK Mode		8-PSK Mode		GMSK Mode		8-PSK Mode	
		Peak power (dBm)	AV power (dBm)	Peak power (dBm)	AV power (dBm)	Peak power (dBm)	AV power (dBm)	Peak power (dBm)	AV power (dBm)
1850.2	512	29.4	29.3	28.3	24.9	29.4	29.3	28.7	25.4
1880.0	661	29.4	29.3	28.3	24.8	29.4	29.3	28.6	25.2
1909.8	810	29.4	29.3	28.2	24.8	29.4	29.3	28.6	25.2



### 6.3 99% Occupied Bandwidth

Test Requirement: RSS Gen 4.6;  
Part 2.1049  
Test Date: May 25,2010  
Test Status: Test lowest, middle, highest channel.  
Test Procedure:

The EUT output RF connector was connected with a short a cable to the spectrum analyzer, RBW was set to about 1% of emission BW, VBW $\geq$ 3 times RBW, 99% bandwidth bandwidth were measured, the occupied bandwidth is the delta frequency between the two points where the display line intersects the signal trace.

#### Test result:

EUT Mode	Frequency (MHz)	CH	99% Bandwidth (MHz)
GSM 850 (GMSK)	824.2	128	0.2436
	836.4	189	0.2420
	848.8	251	0.2420

EUT Mode	Frequency (MHz)	CH	99% Bandwidth (MHz)
GSM 850 (8-PSK)	824.2	128	0.2404
	836.4	189	0.2388
	848.8	251	0.2388

EUT Mode	Frequency (MHz)	CH	99% Bandwidth (MHz)
PCS 1900 (GMSK)	1850.2	512	0.2436
	1880.0	661	0.2404
	1909.8	810	0.2420

EUT Mode	Frequency (MHz)	CH	99% Bandwidth (MHz)
PCS 1900 (8-PSK)	1850.2	512	0.2388
	1880.0	661	0.2372
	1909.8	810	0.2372

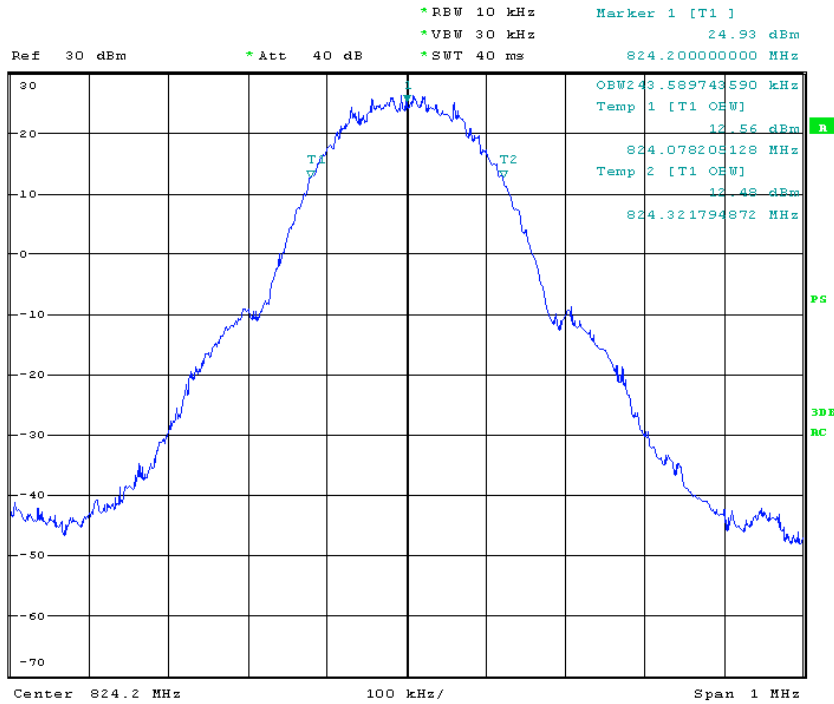


**SGS-CSTC Standards  
Technical Services  
(Shanghai)Co., Ltd.**

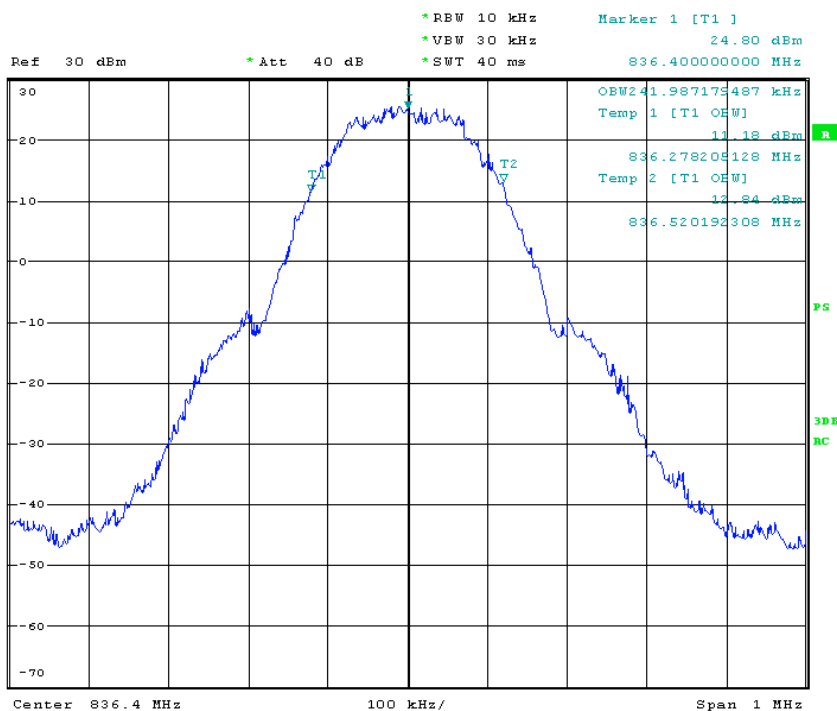
ReportNo.: SHEMO10050062301  
Page: 11 of 45

**GSM 850 GMSK**

**Channel Low**



**Channel Mid**



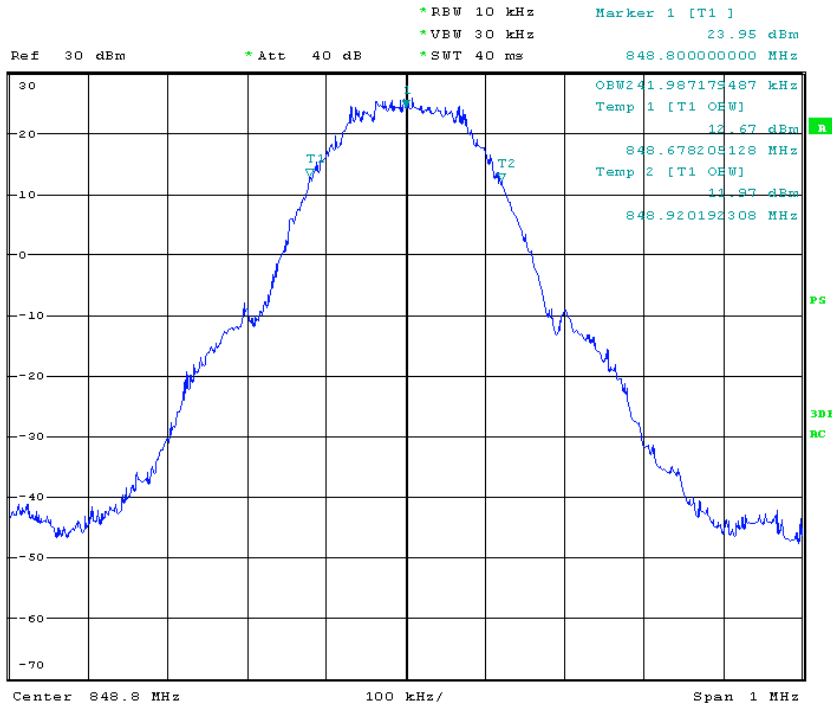
This document is issued by the Company subject to its General Conditions of Service printed overleaf, available on request or accessible at [www.sgs.com/terms\\_and\\_conditions.htm](http://www.sgs.com/terms_and_conditions.htm) and, for electronic format documents, subject to Terms and Conditions for Electronic Documents at [www.sgs.com/terms\\_e-document.htm](http://www.sgs.com/terms_e-document.htm). Attention is drawn to the limitation of liability, indemnification and jurisdiction issues defined therein. Any holder of this document is advised that information contained hereon reflects the Company's findings at the time of its intervention only and within the limits of Client's instructions, if any. The Company's sole responsibility is to its Client and this document does not exonerate parties to a transaction from exercising all their rights and obligations under the transaction documents. This document cannot be reproduced except in full, without prior written approval of the Company. Any unauthorized alteration, forgery or falsification of the content or appearance of this document is unlawful and offenders may be prosecuted to the fullest extent of the law. Unless otherwise stated the results shown in this test report refer only to the sample(s) tested and such sample(s) are retained for 90 days only



# SGS-CSTC Standards Technical Services (Shanghai)Co., Ltd.

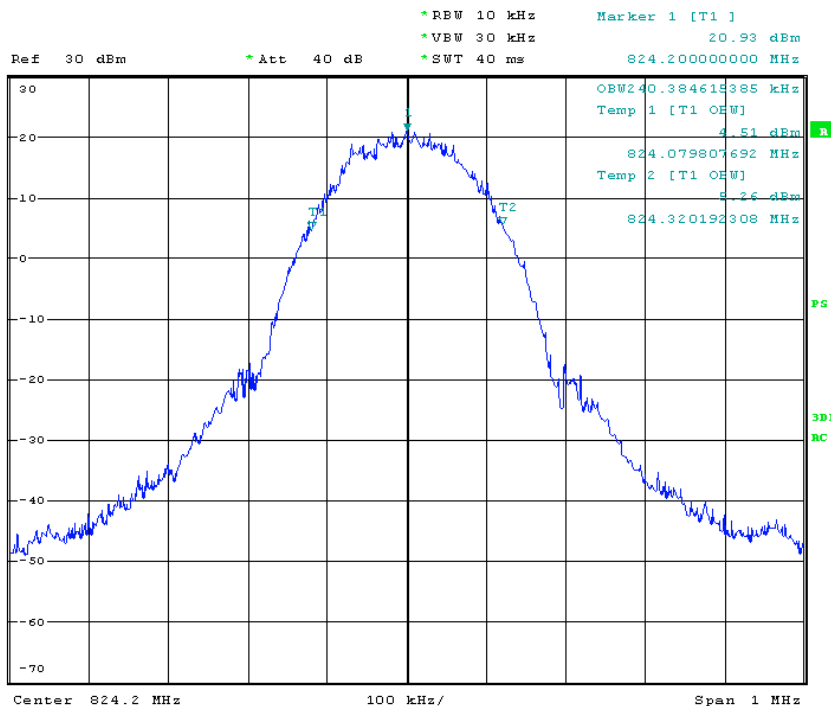
ReportNo.: SHEMO10050062301  
Page: 12 of 45

## Channel High



## GSM 850 8-PSK

### Channel Low



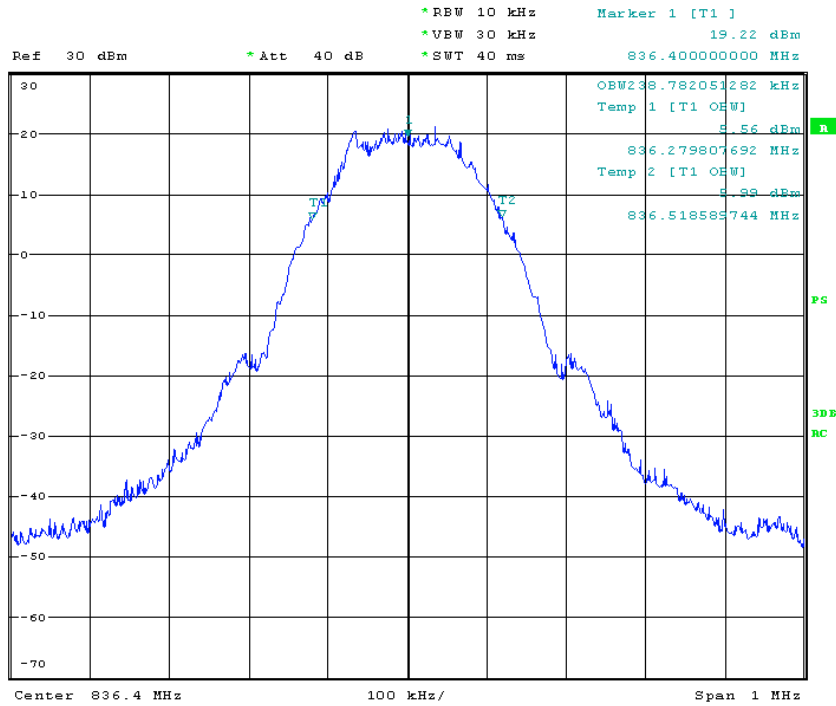
This document is issued by the Company subject to its General Conditions of Service printed overleaf, available on request or accessible at [www.sgs.com/terms\\_and\\_conditions.htm](http://www.sgs.com/terms_and_conditions.htm) and, for electronic format documents, subject to Terms and Conditions for Electronic Documents at [www.sgs.com/terms\\_e-document.htm](http://www.sgs.com/terms_e-document.htm). Attention is drawn to the limitation of liability, indemnification and jurisdiction issues defined therein. Any holder of this document is advised that information contained hereon reflects the Company's findings at the time of its intervention only and within the limits of Client's instructions, if any. The Company's sole responsibility is to its Client and this document does not exonerate parties to a transaction from exercising all their rights and obligations under the transaction documents. This document cannot be reproduced except in full, without prior written approval of the Company. Any unauthorized alteration, forgery or falsification of the content or appearance of this document is unlawful and offenders may be prosecuted to the fullest extent of the law. Unless otherwise stated the results shown in this test report refer only to the sample(s) tested and such sample(s) are retained for 90 days only



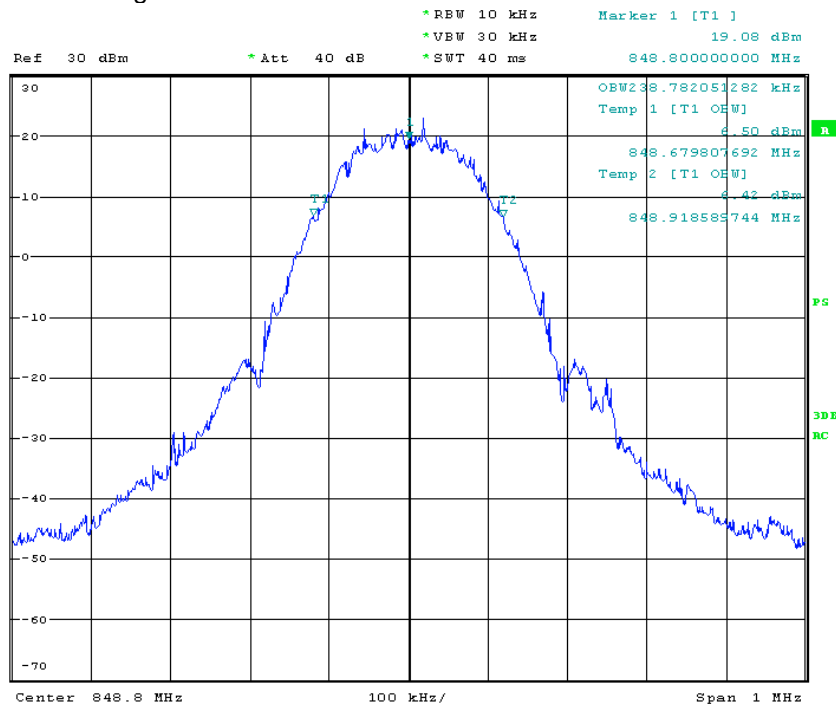
# SGS-CSTC Standards Technical Services (Shanghai)Co., Ltd.

ReportNo.: SHEMO10050062301  
Page: 13 of 45

## Channel Mid



## Channel High



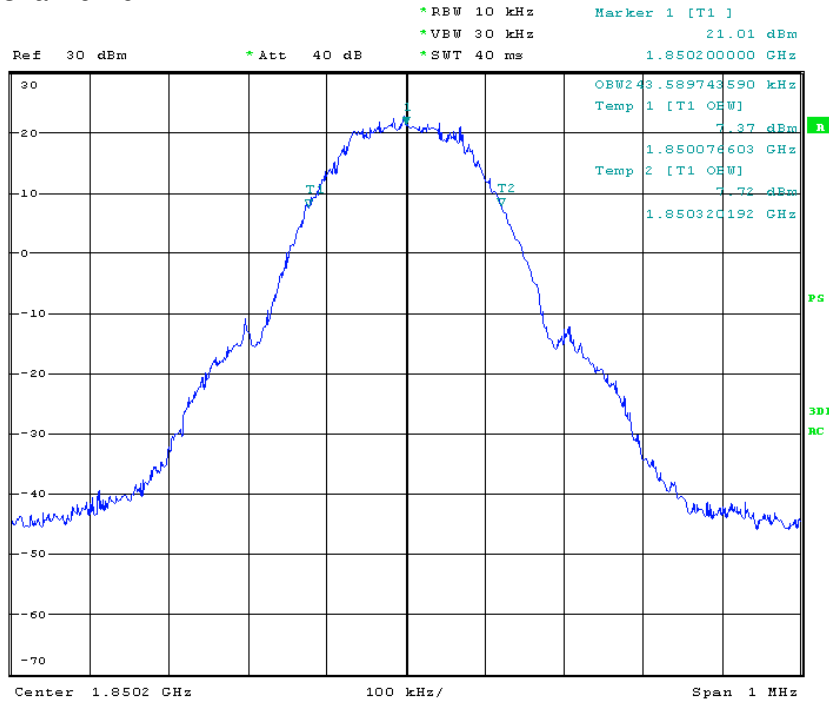


# SGS-CSTC Standards Technical Services (Shanghai)Co., Ltd.

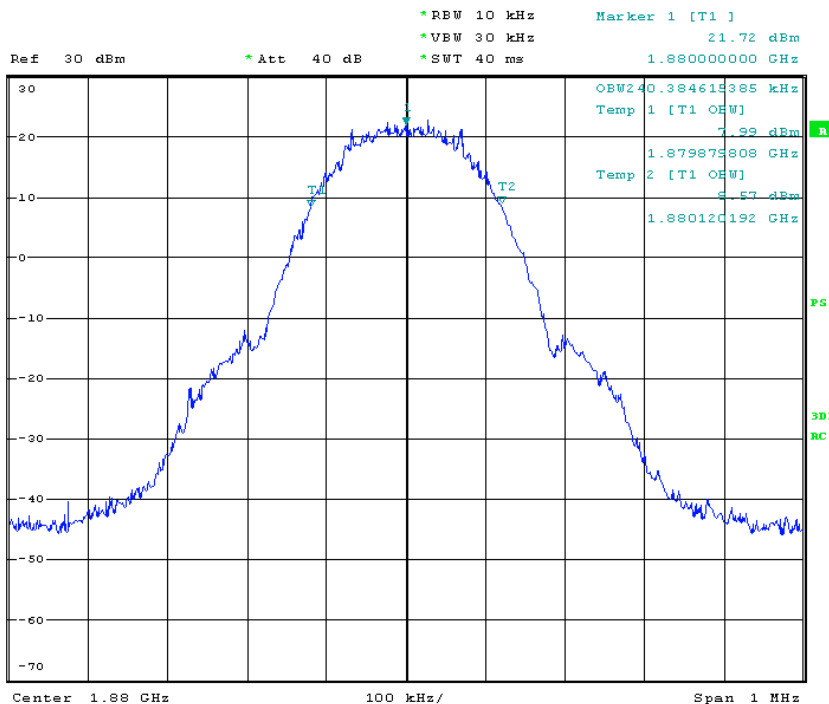
ReportNo.: SHEMO10050062301  
Page: 14 of 45

PCS 1900 GSMK

Channel Low



Channel Mid



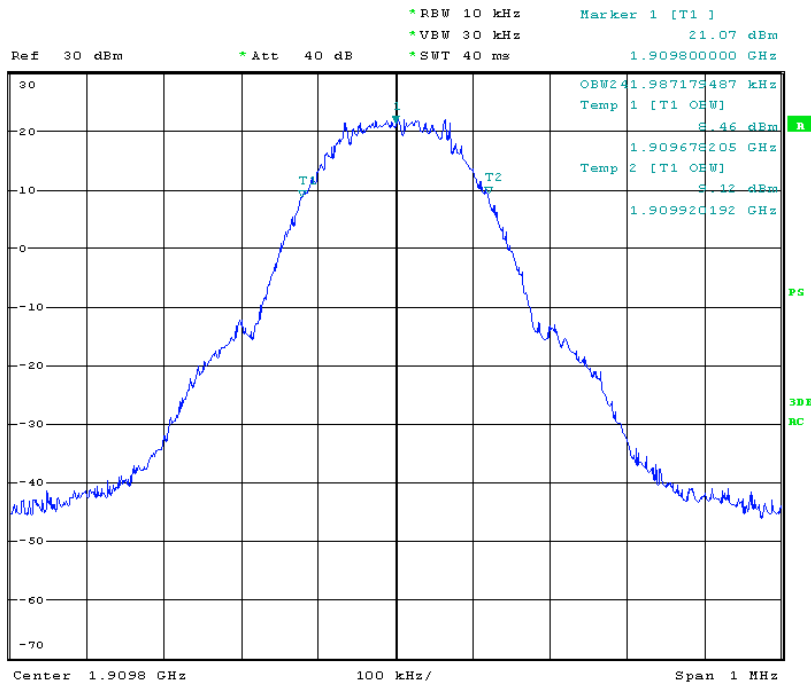
This document is issued by the Company subject to its General Conditions of Service printed overleaf, available on request or accessible at [www.sgs.com/terms\\_and\\_conditions.htm](http://www.sgs.com/terms_and_conditions.htm) and, for electronic format documents, subject to Terms and Conditions for Electronic Documents at [www.sgs.com/terms\\_e-document.htm](http://www.sgs.com/terms_e-document.htm). Attention is drawn to the limitation of liability, indemnification and jurisdiction issues defined therein. Any holder of this document is advised that information contained hereon reflects the Company's findings at the time of its intervention only and within the limits of Client's instructions, if any. The Company's sole responsibility is to its Client and this document does not exonerate parties to a transaction from exercising all their rights and obligations under the transaction documents. This document cannot be reproduced except in full, without prior written approval of the Company. Any unauthorized alteration, forgery or falsification of the content or appearance of this document is unlawful and offenders may be prosecuted to the fullest extent of the law. Unless otherwise stated the results shown in this test report refer only to the sample(s) tested and such sample(s) are retained for 90 days only



**SGS-CSTC Standards  
Technical Services  
(Shanghai)Co., Ltd.**

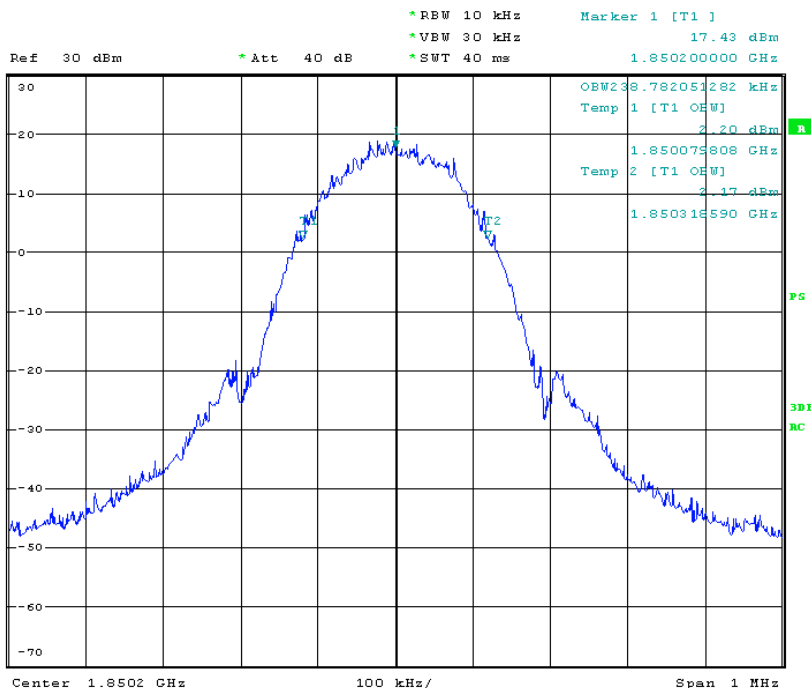
ReportNo.: SHEMO10050062301  
Page: 15 of 45

Channel High



PCS 1900 8-PSK

Channel Low

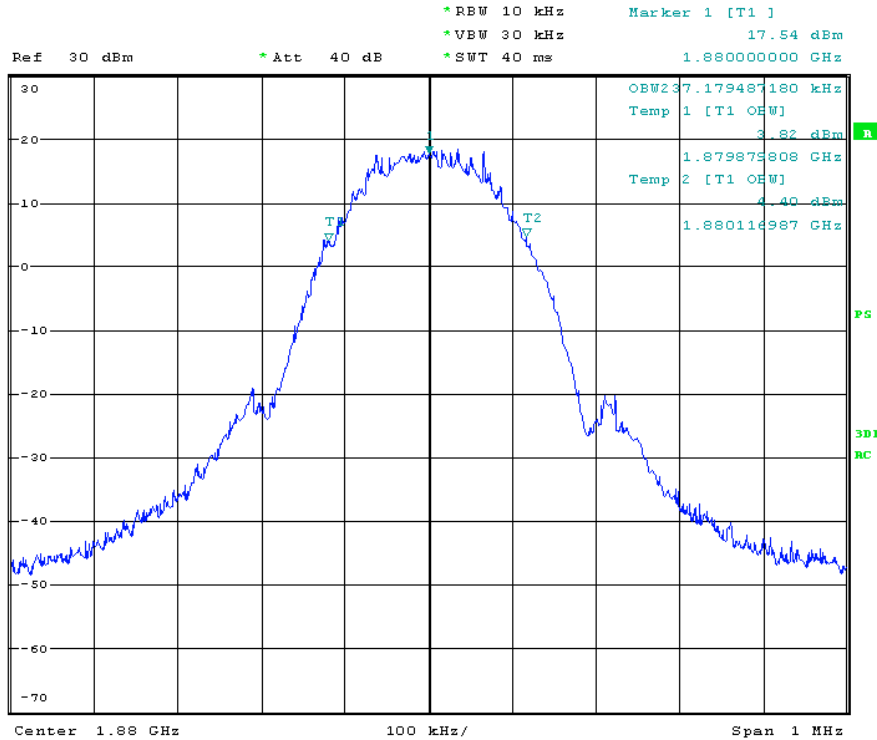




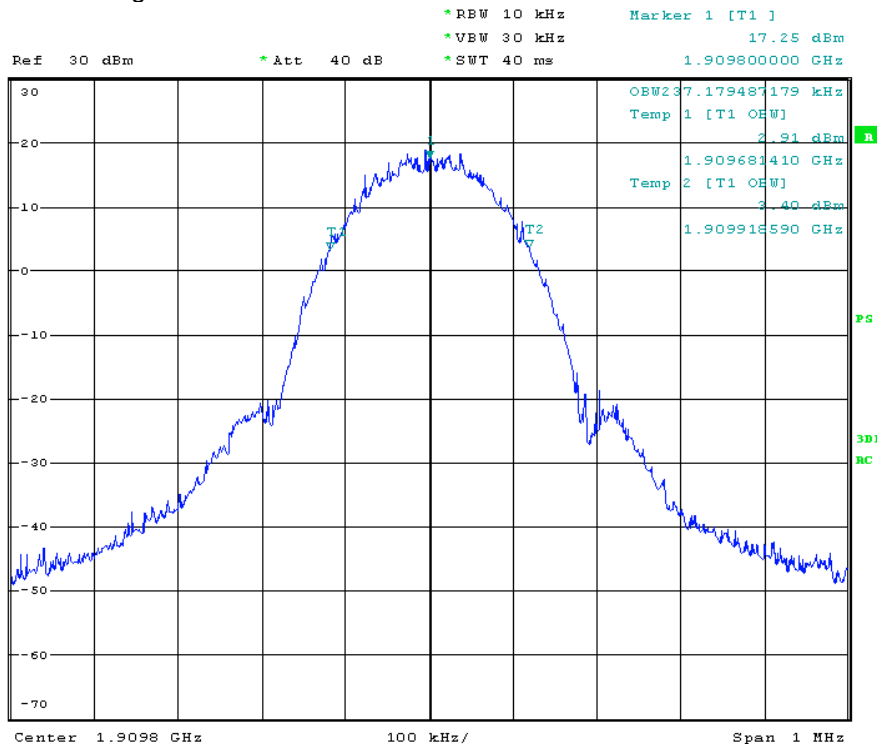
**SGS-CSTC Standards  
Technical Services  
(Shanghai)Co., Ltd.**

ReportNo.: SHEMO10050062301  
Page: 16 of 45

Channel Mid



Channel High



This document is issued by the Company subject to its General Conditions of Service printed overleaf, available on request or accessible at [www.sgs.com/terms\\_and\\_conditions.htm](http://www.sgs.com/terms_and_conditions.htm) and, for electronic format documents, subject to Terms and Conditions for Electronic Documents at [www.sgs.com/terms\\_e-document.htm](http://www.sgs.com/terms_e-document.htm). Attention is drawn to the limitation of liability, indemnification and jurisdiction issues defined therein. Any holder of this document is advised that information contained hereon reflects the Company's findings at the time of its intervention only and within the limits of Client's instructions, if any. The Company's sole responsibility is to its Client and this document does not exonerate parties to a transaction from exercising all their rights and obligations under the transaction documents. This document cannot be reproduced except in full, without prior written approval of the Company. Any unauthorized alteration, forgery or falsification of the content or appearance of this document is unlawful and offenders may be prosecuted to the fullest extent of the law. Unless otherwise stated the results shown in this test report refer only to the sample(s) tested and such sample(s) are retained for 90 days only





## **6.4 Out of band emissions at antenna Terminals**

### **6.4.1 Band edges emissions**

Test Requirement: RSS 132, 4.5.1;RSS 133, 6.5.1(a)(i),(b)  
Part 2.1051,  
FCC part 22.917(a), 24.238(a) the magnitude of each spurious and harmonic emission that can be detected when the equipment is operated under the conditions specification in the instruction manual and/or alignment procedure, shall not be less than  $43+10\log(\text{Mean power in watts})$  dBc below the mean power output outside a license's frequency block(-13dBm).

Test Date: May 25,2010

Test Procedure:

The RF output of the transceiver was connected to a spectrum analyzer through appropriate attenuation. The resolution bandwidth of spectrum analyzer was set at 1MHz, sufficient scans were taken to show the out of band Emission is any up to 10<sup>th</sup> harmonic.

For the out of band: set RBW, VBW=1MHz, stat=30MHz, stop= 10 th harmonic. Limit= --13dBm

Band Edge requirements: In 1Mhz bands immediately outside and adjacent to the frequency block, a resolution bandwidth of at least 1 % of bandwidth of fundamental emission of the transmitter any be employed to measure the out of band emission. Limit=-13dBm.

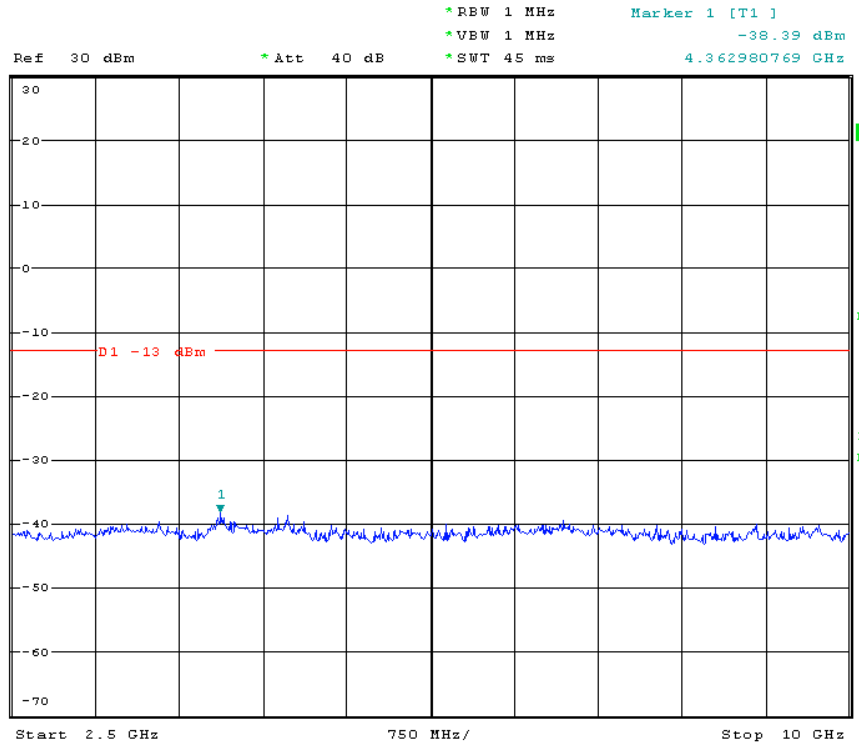
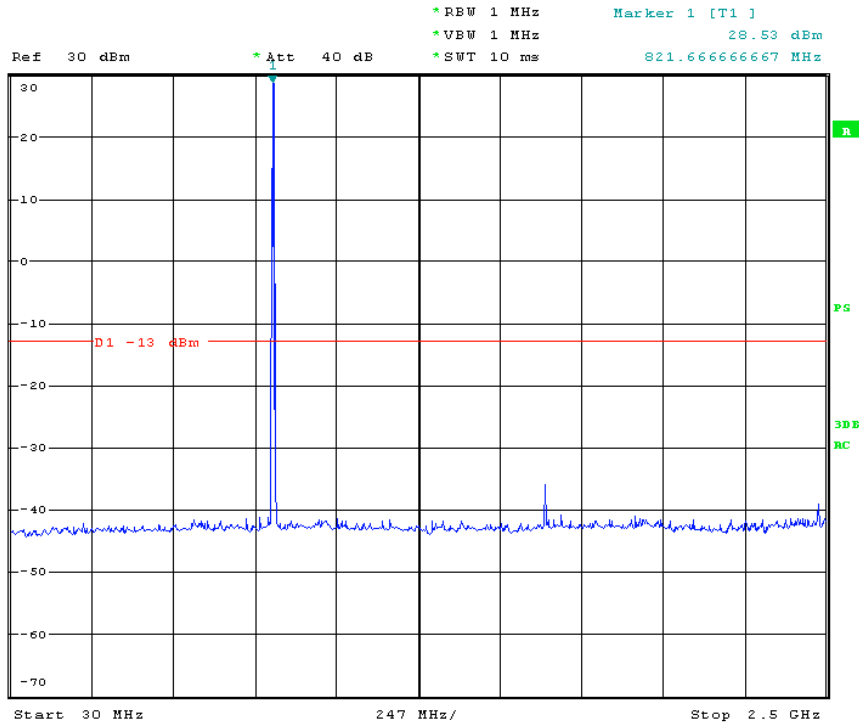


**SGS-CSTC Standards  
Technical Services  
(Shanghai)Co., Ltd.**

ReportNo.: SHEMO10050062301  
Page: 18 of 45

**Measurement result:**

**GSM 850 Channel Low**



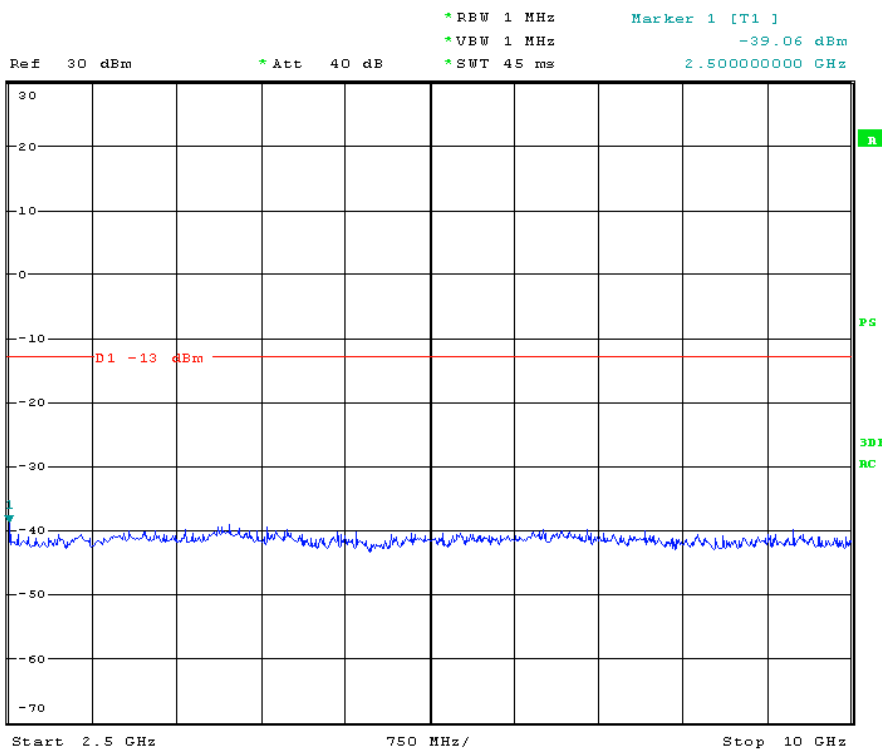
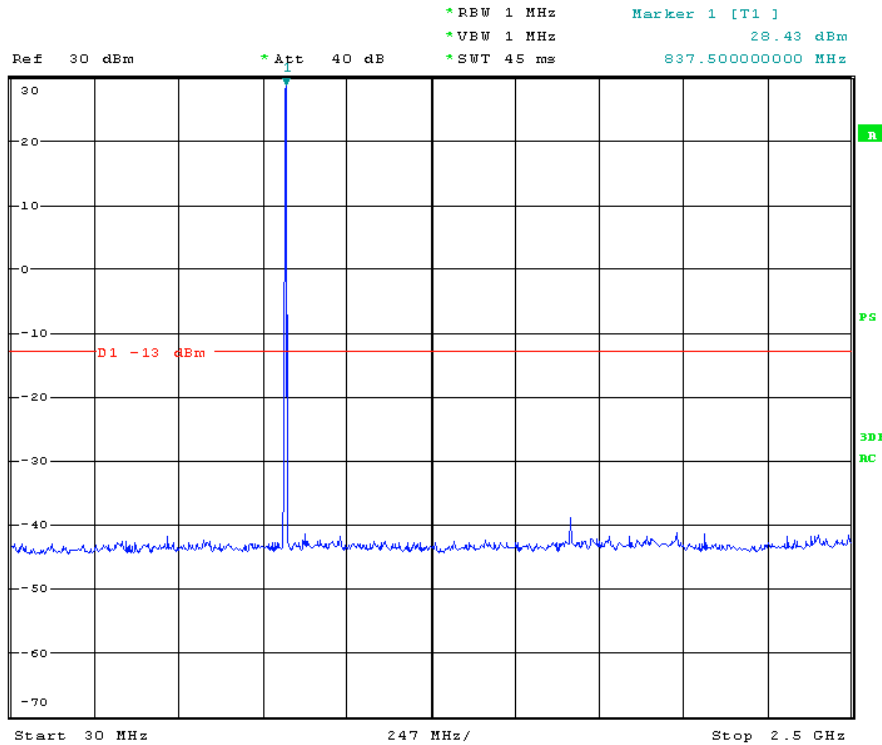
This document is issued by the Company subject to its General Conditions of Service printed overleaf, available on request or accessible at [www.sgs.com/terms\\_and\\_conditions.htm](http://www.sgs.com/terms_and_conditions.htm) and, for electronic format documents, subject to Terms and Conditions for Electronic Documents at [www.sgs.com/terms\\_e-document.htm](http://www.sgs.com/terms_e-document.htm). Attention is drawn to the limitation of liability, indemnification and jurisdiction issues defined therein. Any holder of this document is advised that information contained hereon reflects the Company's findings at the time of its intervention only and within the limits of Client's instructions, if any. The Company's sole responsibility is to its Client and this document does not exonerate parties to a transaction from exercising all their rights and obligations under the transaction documents. This document cannot be reproduced except in full, without prior written approval of the Company. Any unauthorized alteration, forgery or falsification of the content or appearance of this document is unlawful and offenders may be prosecuted to the fullest extent of the law. Unless otherwise stated the results shown in this test report refer only to the sample(s) tested and such sample(s) are retained for 90 days only



# SGS-CSTC Standards Technical Services (Shanghai)Co., Ltd.

ReportNo.: SHEMO10050062301  
Page: 19 of 45

## GSM 850 Channel Mid



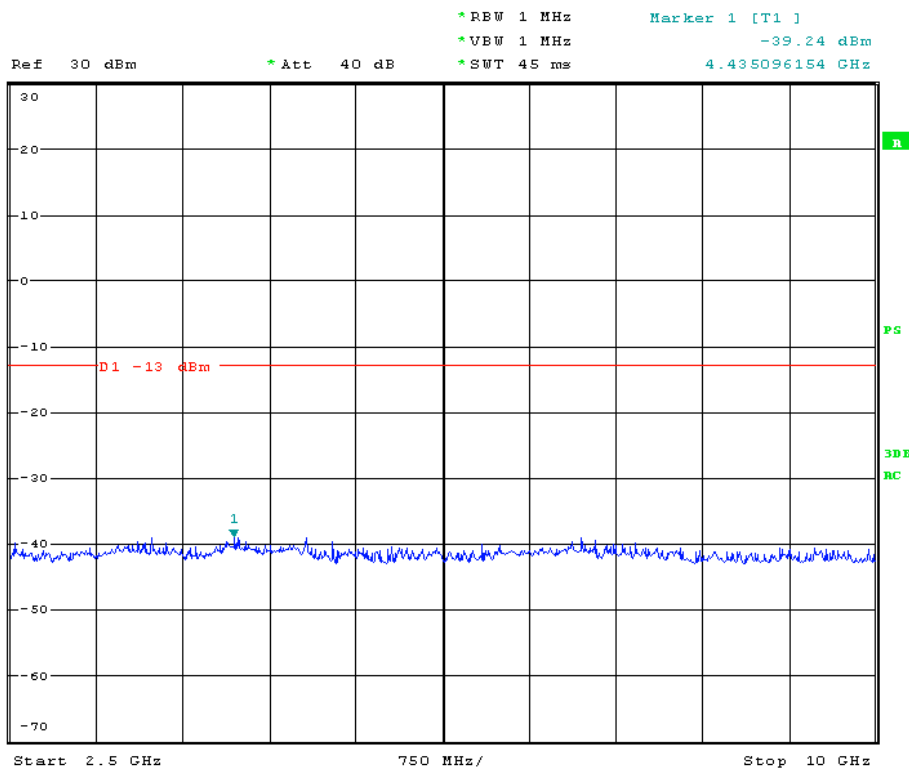
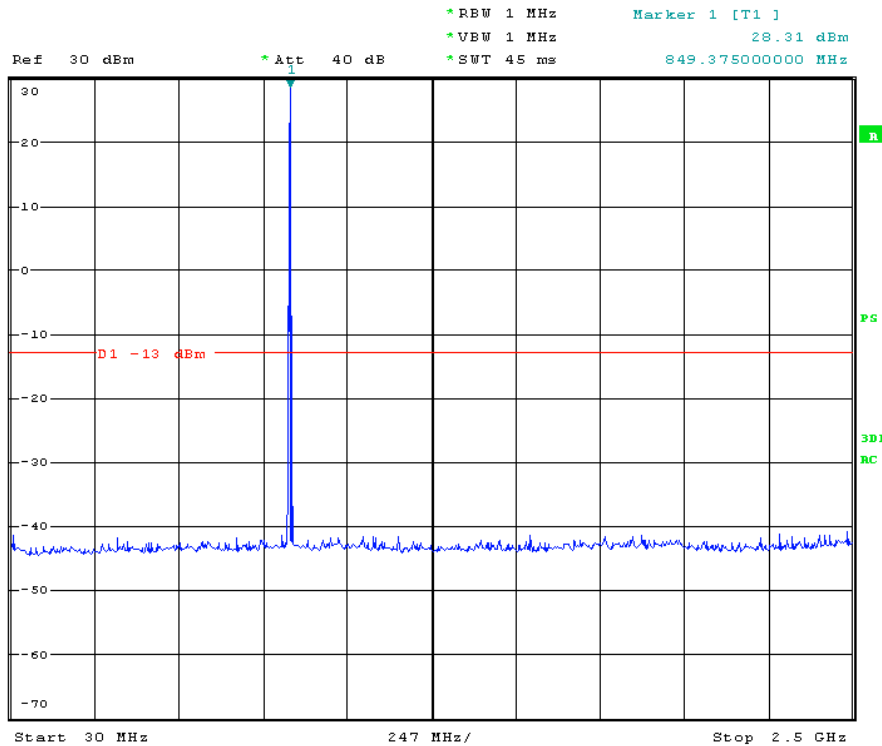
This document is issued by the Company subject to its General Conditions of Service printed overleaf, available on request or accessible at [www.sgs.com/terms\\_and\\_conditions.htm](http://www.sgs.com/terms_and_conditions.htm) and, for electronic format documents, subject to Terms and Conditions for Electronic Documents at [www.sgs.com/terms\\_e-document.htm](http://www.sgs.com/terms_e-document.htm). Attention is drawn to the limitation of liability, indemnification and jurisdiction issues defined therein. Any holder of this document is advised that information contained hereon reflects the Company's findings at the time of its intervention only and within the limits of Client's instructions, if any. The Company's sole responsibility is to its Client and this document does not exonerate parties to a transaction from exercising all their rights and obligations under the transaction documents. This document cannot be reproduced except in full, without prior written approval of the Company. Any unauthorized alteration, forgery or falsification of the content or appearance of this document is unlawful and offenders may be prosecuted to the fullest extent of the law. Unless otherwise stated the results shown in this test report refer only to the sample(s) tested and such sample(s) are retained for 90 days only



# SGS-CSTC Standards Technical Services (Shanghai)Co., Ltd.

ReportNo.: SHEMO10050062301  
Page: 20 of 45

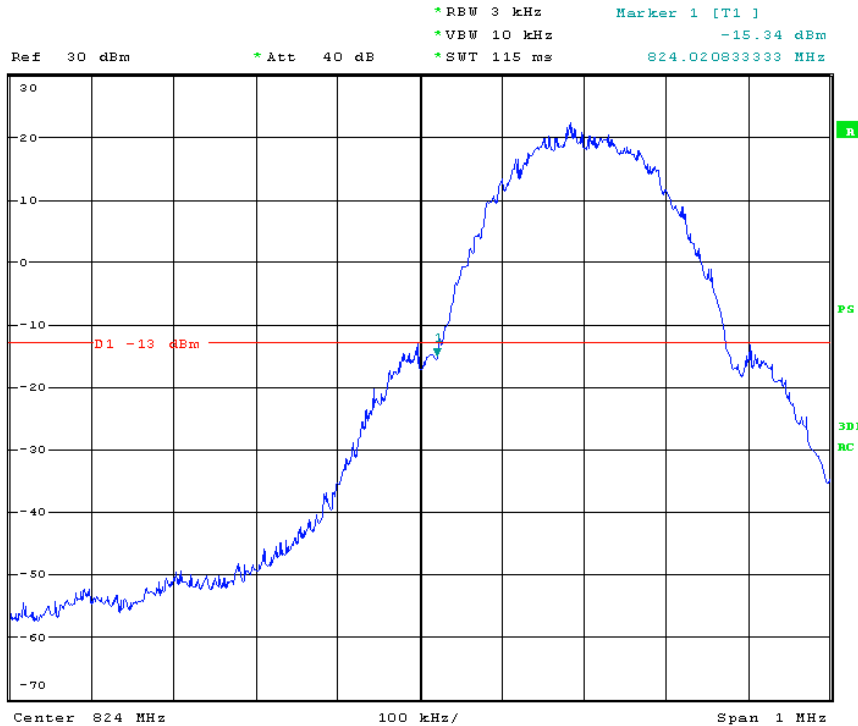
## GSM 850 Channel High



This document is issued by the Company subject to its General Conditions of Service printed overleaf, available on request or accessible at [www.sgs.com/terms\\_and\\_conditions.htm](http://www.sgs.com/terms_and_conditions.htm) and, for electronic format documents, subject to Terms and Conditions for Electronic Documents at [www.sgs.com/terms\\_e-document.htm](http://www.sgs.com/terms_e-document.htm). Attention is drawn to the limitation of liability, indemnification and jurisdiction issues defined therein. Any holder of this document is advised that information contained hereon reflects the Company's findings at the time of its intervention only and within the limits of Client's instructions, if any. The Company's sole responsibility is to its Client and this document does not exonerate parties to a transaction from exercising all their rights and obligations under the transaction documents. This document cannot be reproduced except in full, without prior written approval of the Company. Any unauthorized alteration, forgery or falsification of the content or appearance of this document is unlawful and offenders may be prosecuted to the fullest extent of the law. Unless otherwise stated the results shown in this test report refer only to the sample(s) tested and such sample(s) are retained for 90 days only



**Band Edge emission GSM 850 Channel Low**



**Band Edge emission GSM 850 Channel high**

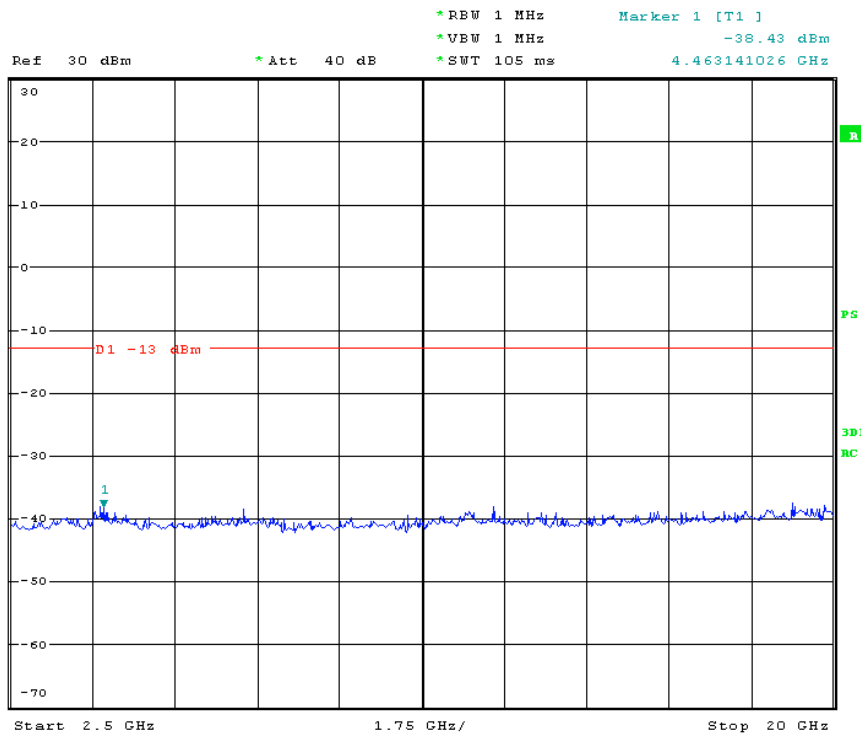
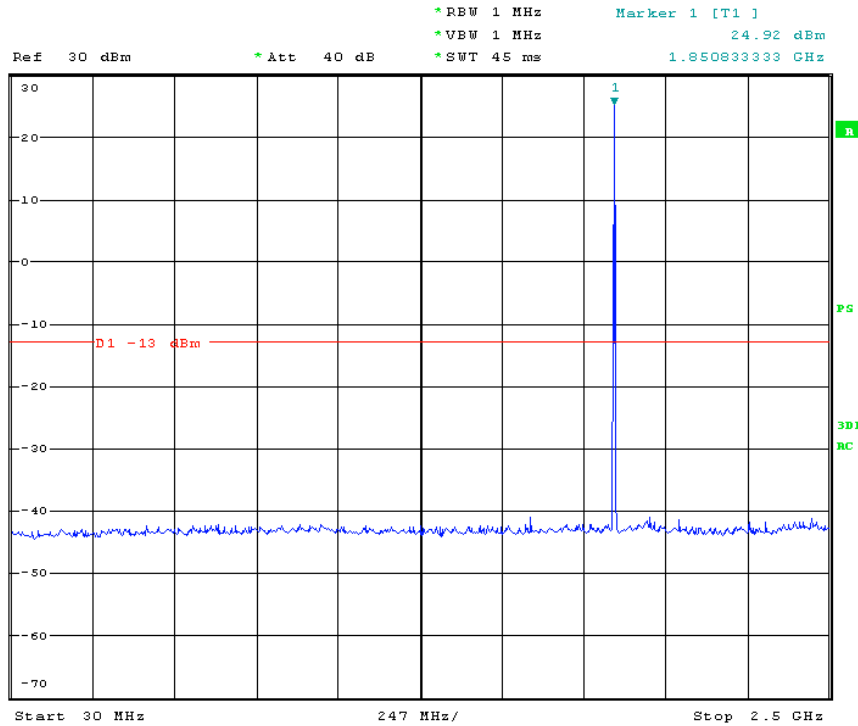




# SGS-CSTC Standards Technical Services (Shanghai)Co., Ltd.

ReportNo.: SHEMO10050062301  
Page: 22 of 45

## PCS 1900 Channel Low



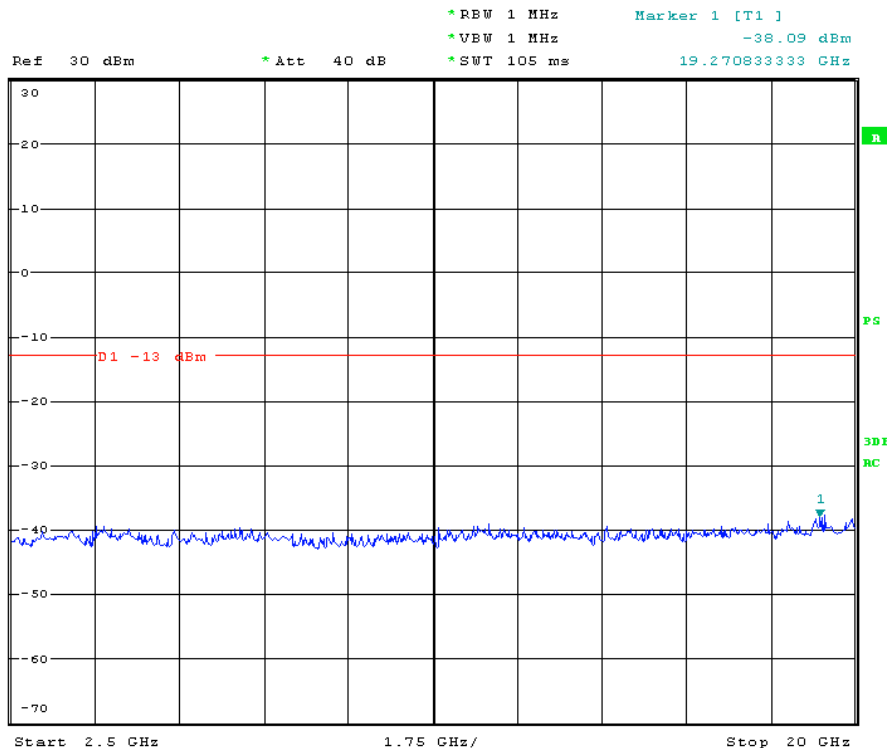
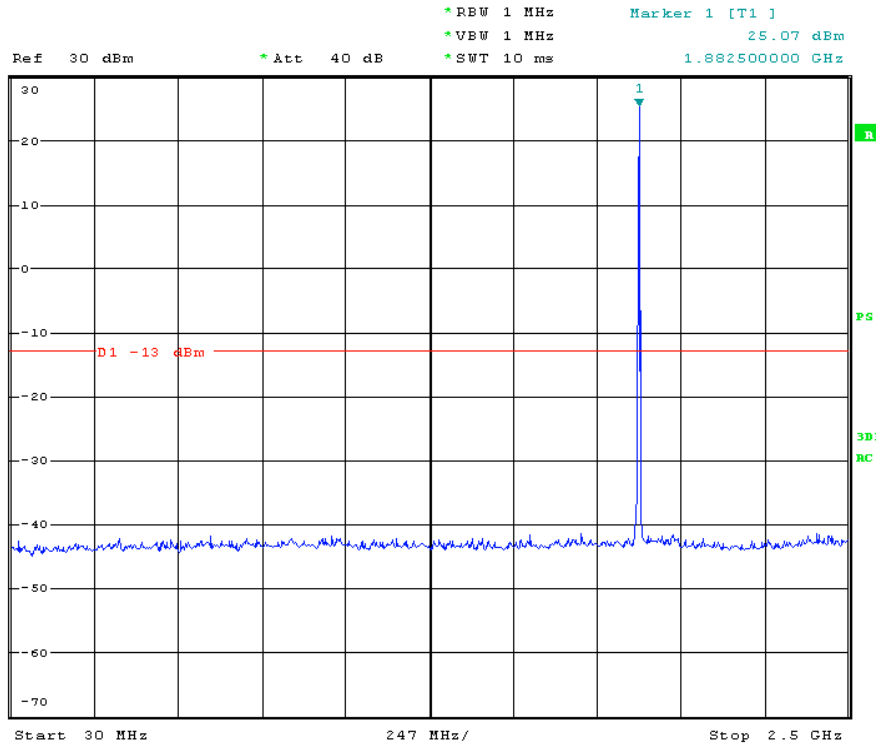
This document is issued by the Company subject to its General Conditions of Service printed overleaf, available on request or accessible at [www.sgs.com/terms\\_and\\_conditions.htm](http://www.sgs.com/terms_and_conditions.htm) and, for electronic format documents, subject to Terms and Conditions for Electronic Documents at [www.sgs.com/terms\\_e-document.htm](http://www.sgs.com/terms_e-document.htm). Attention is drawn to the limitation of liability, indemnification and jurisdiction issues defined therein. Any holder of this document is advised that information contained hereon reflects the Company's findings at the time of its intervention only and within the limits of Client's instructions, if any. The Company's sole responsibility is to its Client and this document does not exonerate parties to a transaction from exercising all their rights and obligations under the transaction documents. This document cannot be reproduced except in full, without prior written approval of the Company. Any unauthorized alteration, forgery or falsification of the content or appearance of this document is unlawful and offenders may be prosecuted to the fullest extent of the law. Unless otherwise stated the results shown in this test report refer only to the sample(s) tested and such sample(s) are retained for 90 days only



# SGS-CSTC Standards Technical Services (Shanghai)Co., Ltd.

ReportNo.: SHEMO10050062301  
Page: 23 of 45

## PCS 1900 Channel Mid



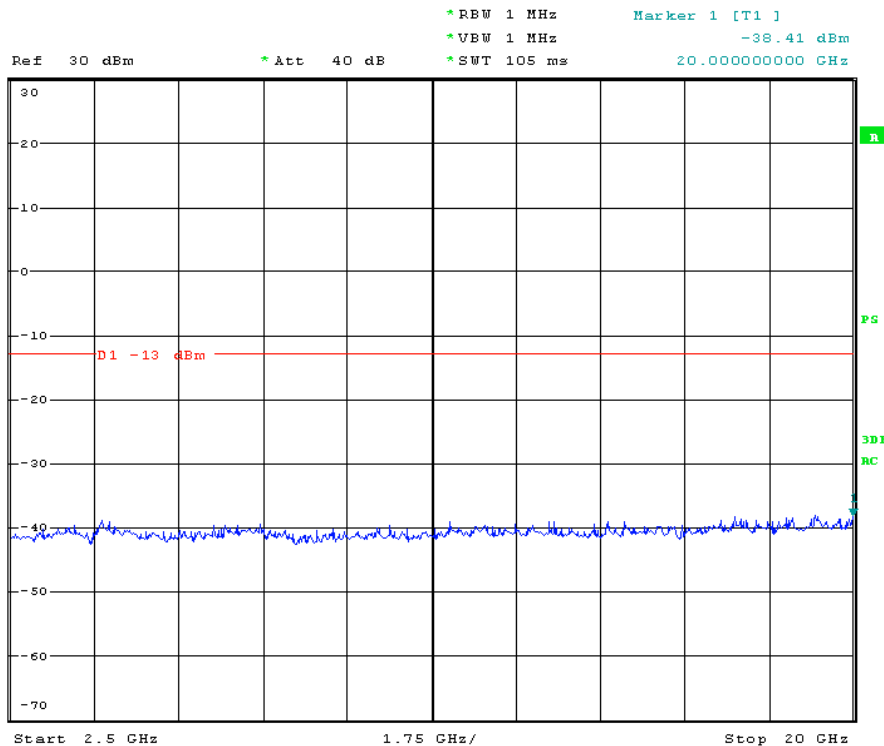
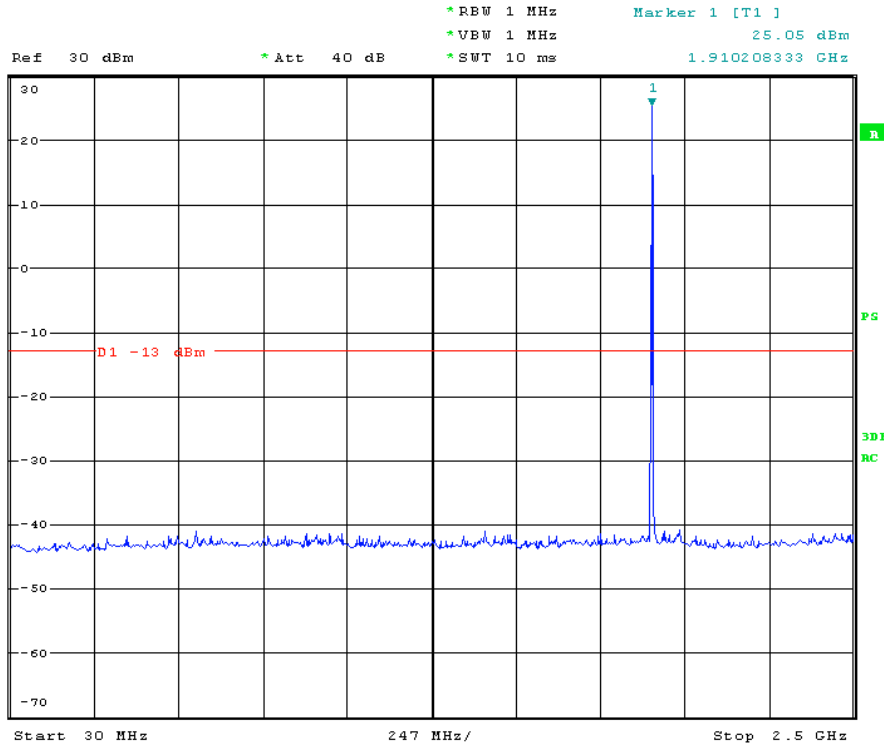
This document is issued by the Company subject to its General Conditions of Service printed overleaf, available on request or accessible at [www.sgs.com/terms\\_and\\_conditions.htm](http://www.sgs.com/terms_and_conditions.htm) and, for electronic format documents, subject to Terms and Conditions for Electronic Documents at [www.sgs.com/terms\\_e-document.htm](http://www.sgs.com/terms_e-document.htm). Attention is drawn to the limitation of liability, indemnification and jurisdiction issues defined therein. Any holder of this document is advised that information contained hereon reflects the Company's findings at the time of its intervention only and within the limits of Client's instructions, if any. The Company's sole responsibility is to its Client and this document does not exonerate parties to a transaction from exercising all their rights and obligations under the transaction documents. This document cannot be reproduced except in full, without prior written approval of the Company. Any unauthorized alteration, forgery or falsification of the content or appearance of this document is unlawful and offenders may be prosecuted to the fullest extent of the law. Unless otherwise stated the results shown in this test report refer only to the sample(s) tested and such sample(s) are retained for 90 days only



# SGS-CSTC Standards Technical Services (Shanghai)Co., Ltd.

ReportNo.: SHEMO10050062301  
Page: 24 of 45

## PCS 1900 Channel High



This document is issued by the Company subject to its General Conditions of Service printed overleaf, available on request or accessible at [www.sgs.com/terms\\_and\\_conditions.htm](http://www.sgs.com/terms_and_conditions.htm) and, for electronic format documents, subject to Terms and Conditions for Electronic Documents at [www.sgs.com/terms\\_e-document.htm](http://www.sgs.com/terms_e-document.htm). Attention is drawn to the limitation of liability, indemnification and jurisdiction issues defined therein. Any holder of this document is advised that information contained hereon reflects the Company's findings at the time of its intervention only and within the limits of Client's instructions, if any. The Company's sole responsibility is to its Client and this document does not exonerate parties to a transaction from exercising all their rights and obligations under the transaction documents. This document cannot be reproduced except in full, without prior written approval of the Company. Any unauthorized alteration, forgery or falsification of the content or appearance of this document is unlawful and offenders may be prosecuted to the fullest extent of the law. Unless otherwise stated the results shown in this test report refer only to the sample(s) tested and such sample(s) are retained for 90 days only

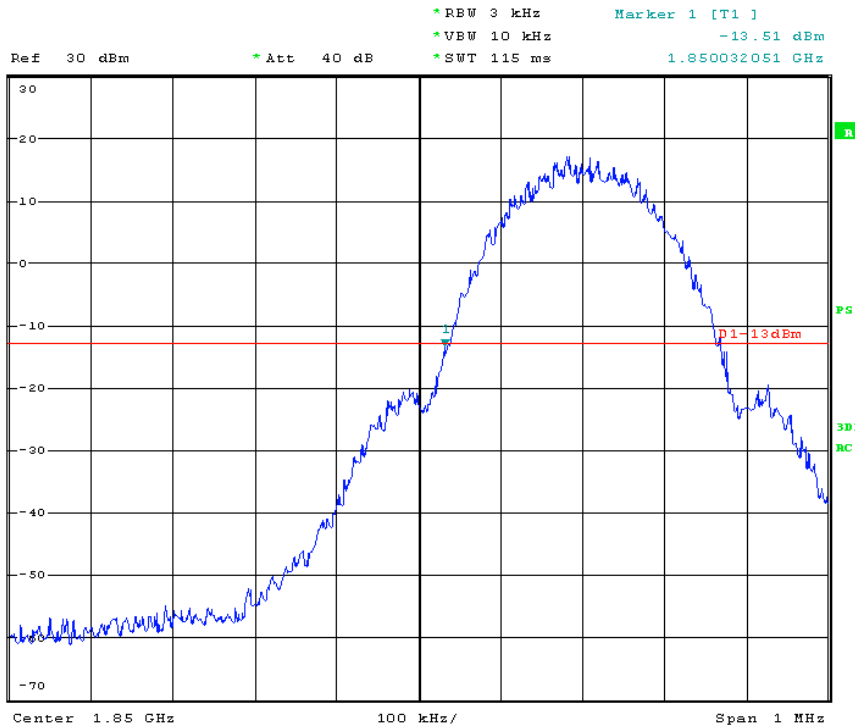




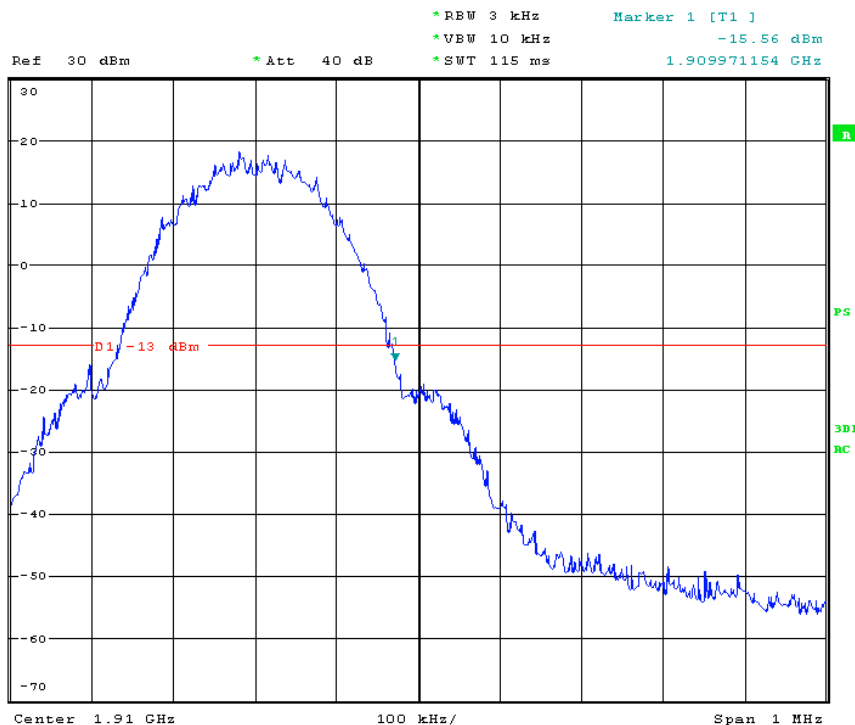
# SGS-CSTC Standards Technical Services (Shanghai)Co., Ltd.

ReportNo.: SHEMO10050062301  
Page: 25 of 45

## Band Edge emission PCS 1900 Channel Low



## Band Edge emission PCS 1900 Channel high



This document is issued by the Company subject to its General Conditions of Service printed overleaf, available on request or accessible at [www.sgs.com/terms\\_and\\_conditions.htm](http://www.sgs.com/terms_and_conditions.htm) and, for electronic format documents, subject to Terms and Conditions for Electronic Documents at [www.sgs.com/terms\\_e-document.htm](http://www.sgs.com/terms_e-document.htm). Attention is drawn to the limitation of liability, indemnification and jurisdiction issues defined therein. Any holder of this document is advised that information contained hereon reflects the Company's findings at the time of its intervention only and within the limits of Client's instructions, if any. The Company's sole responsibility is to its Client and this document does not exonerate parties to a transaction from exercising all their rights and obligations under the transaction documents. This document cannot be reproduced except in full, without prior written approval of the Company. Any unauthorized alteration, forgery or falsification of the content or appearance of this document is unlawful and offenders may be prosecuted to the fullest extent of the law. Unless otherwise stated the results shown in this test report refer only to the sample(s) tested and such sample(s) are retained for 90 days only

## 6.5 Field Strength of Radiated Spurious Emissions

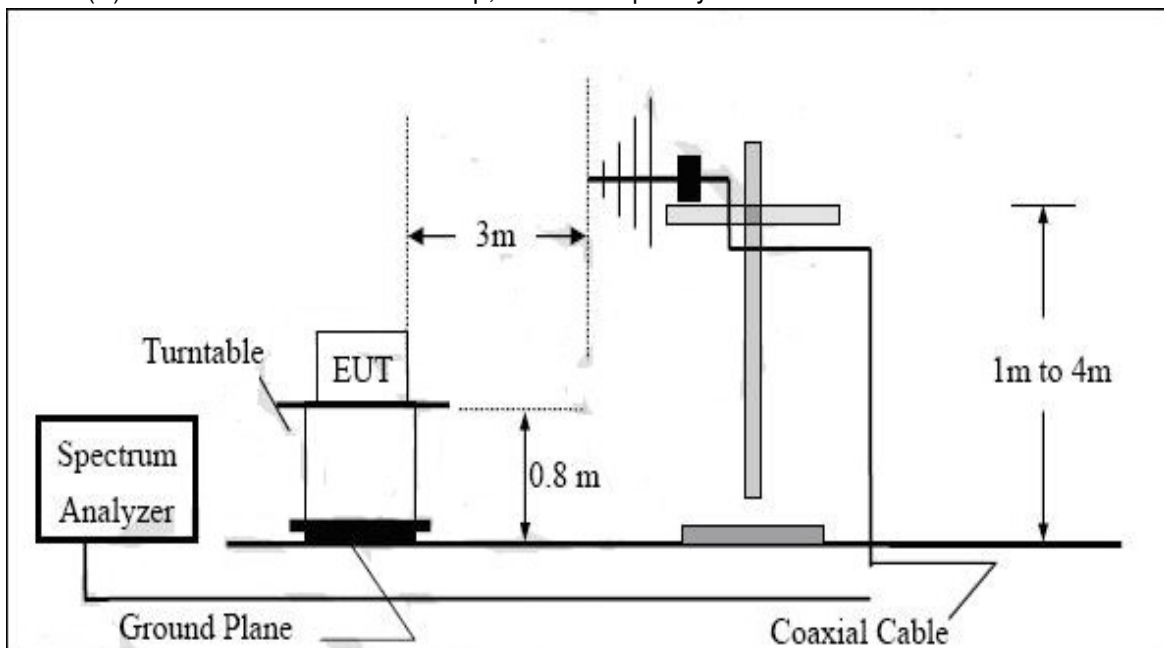
Test Requirement: RSS 132, 4.5.1;RSS 133, 6.5.1(a)(i),(b)  
Part 2.1053

FCC part 22.917(a), 24.238(a) the magnitude of each spurious and harmonic emission that can be detected when the equipment is operated under the conditions specification in the instruction manual and/or alignment procedure, shall not be less than  $43+10\log(\text{Mean power in watts})$  dBc below the mean power output outside a license's frequency block(-13dBm).

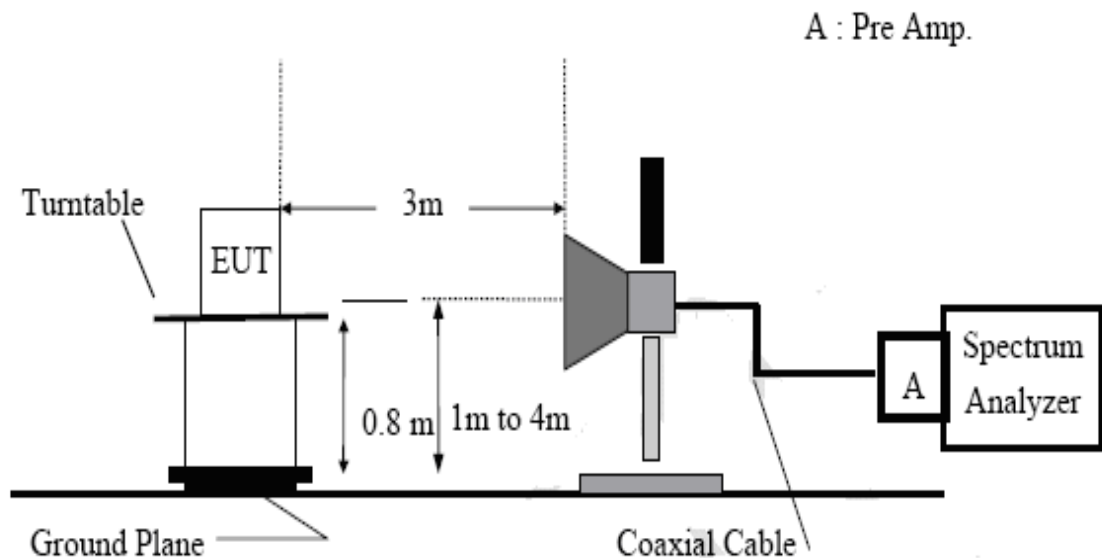
Test Date: May 26,2010

Test Setup:

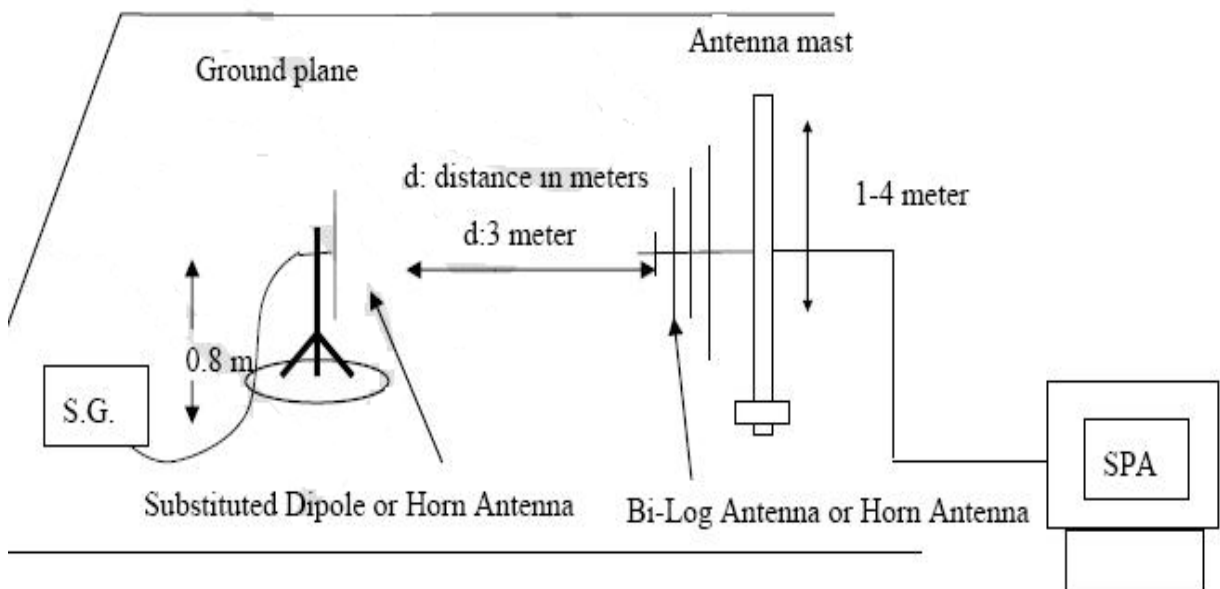
(A) Radiated emission Test setup, Below Frequency 1000MHz:



(B) Radiated emission Test setup frequency over 1GHz:



(C) Substituted Method Test setup:





**SGS-CSTC Standards  
Technical Services  
(Shanghai)Co., Ltd.**

ReportNo.: SHEMO10050062301  
Page: 28 of 45

**Test Procedure:**

The EUT was placed on an non-conductive turntable using a non-conductive support. The radiated emission at the fundamental frequency was measured at 3 m with a test antenna and EMI spectrum analyzer. During the measurement, the EUT was communication with the station. The highest emission was recorded with the rotation of the turntable and lowering of the test antenna from 4m to 1m. The reading was recorded and the field strength (E in dBuV/m) was calculated.

ERP in frequency band 824.2-848.8MHz were measured using substitution method. The EUT was replaced by dipole antenna connected, the S.G. output was recorded and ERP was calculated as follow:

EIRP in frequency band 1850.5-1909.8MHz were measured using a substitution method. The EUT was replaced by a horn antenna connected, the S.G. output was recorded and EIRP was calculated as follows:

$$\text{ERP} = \text{S.G. output (dBm)} + \text{Antenna Gain (dBd)} - \text{Cable Loss (dB)}$$

$$\text{EIRP} = \text{S.G. output (dBm)} + \text{Antenna Gain (dBi)} - \text{Cable Loss (dB)}$$



**SGS-CSTC Standards  
Technical Services  
(Shanghai)Co., Ltd.**

ReportNo.: SHEMO10050062301  
Page: 29 of 45

**Radiated spurious Emission Measurement Result: GSM 850 mode**

**Operation mode: TX CH Low mode**

**Fundamental Frequency: 824.2MHz**

Frequency (MHz)	Ant.Pol. H/V	S.G Output (dBm)	Antenna Gain (dBd)	Cable Loss (dBm)	ERP (dBm)	Limit (dBm)	Safe Margin (dB)
100.00	H	-53.94	2.6	1	-52.34	-13	39.34
200.00	H	-54.89	9.1	1.42	-47.21	-13	34.21
800.00	H	-54.6	8.7	2.86	-48.76	-13	35.76
1648.40	H	-49.32	6.95	4.17	-46.54	-13	33.54
2472.60	H	-53.22	8.35	5.24	-50.11	-13	37.11
3296.80	H	-49.69	8.15	6.11	-47.65	-13	34.65
4121.00	H	-50.59	8.45	6.94	-49.08	-13	36.08
100.00	V	-52.61	2.6	1	-51.01	-13	38.01
200.00	V	-54.39	9.1	1.42	-46.71	-13	33.71
800.00	V	-54.77	8.7	2.86	-48.93	-13	35.93
1648.40	V	-49.55	6.95	4.17	-46.77	-13	33.77
2472.60	V	-51.43	8.35	5.24	-48.32	-13	35.32
3296.80	V	-49.19	8.15	6.11	-47.15	-13	34.15
4121.00	V	-49.73	8.45	6.94	-48.22	-13	35.22

Remark:

1 emission behaviors belong to narrowband spurious emission.

2 The result basic equation calculation is as follow:

$$\text{ERP (dBm)} = \text{S.G. Output(dBm)} + \text{Antenna Gain(dBd)} - \text{Cable Loss}$$



**SGS-CSTC Standards  
Technical Services  
(Shanghai)Co., Ltd.**

ReportNo.: SHEMO10050062301  
Page: 30 of 45

**Radiated spurious Emission Measurement Result: GSM 850 mode**

**Operation mode: TX CH Mid mode**

**Fundamental Frequency: 836.40MHz**

Frequency (MHz)	Ant.Pol. H/V	S.G Output (dBm)	Antenna Gain (dBd)	Cable Loss (dBm)	ERP (dBm)	Limit (dBm)	Safe Margin (dB)
100.00	H	-53.76	2.6	1	-52.16	-13	39.16
200.00	H	-55.45	9.1	1.42	-47.77	-13	34.77
800.00	H	-54.36	8.7	2.86	-48.52	-13	35.52
1672.80	H	-48.07	6.95	4.2	-45.32	-13	32.32
2509.20	H	-49.92	8.35	5.36	-46.93	-13	33.93
3345.60	H	-50.53	8.15	6.25	-48.63	-13	35.63
4182.00	H	-50.58	8.45	6.98	-49.11	-13	36.11
100.00	V	-52.37	2.6	1	-50.77	-13	37.77
200.00	V	-54.66	9.1	1.42	-46.98	-13	33.98
800.00	V	-53.89	8.7	2.86	-48.05	-13	35.05
1672.80	V	-48.83	6.95	4.2	-46.08	-13	33.08
2509.20	V	-50.86	8.35	5.36	-47.87	-13	34.87
3345.60	V	-49.78	8.15	6.25	-47.88	-13	34.88
4182.00	V	-49.98	8.45	6.98	-48.51	-13	35.51

Remark:

1 emission behaviors belong to narrowband spurious emission.

2 The result basic equation calculation is as follow:

ERP (dBm)=S.G. Output(dBm) + Antenna Gain(dBd)-Cable Loss



**SGS-CSTC Standards  
Technical Services  
(Shanghai)Co., Ltd.**

ReportNo.: SHEMO10050062301  
Page: 31 of 45

**Radiated spurious Emission Measurement Result: GSM 850 mode**

**Operation mode: TX CH High mode**

**Fundamental Frequency: 848.8MHz**

Frequency (MHz)	Ant.Pol. H/V	S.G Output (dBm)	Antenna Gain (dBd)	Cable Loss (dBm)	ERP (dBm)	Limit (dBm)	Safe Margin (dB)
100.00	H	-54.04	2.6	1	-52.44	-13	39.44
200.00	H	-55.73	9.1	1.42	-48.05	-13	35.05
800.00	H	-54.15	8.7	2.86	-48.31	-13	35.31
1697.60	H	-49.43	6.95	4.22	-46.7	-13	33.7
2546.40	H	-50.29	8.35	5.39	-47.33	-13	34.33
3395.20	H	-50.49	8.15	6.35	-48.69	-13	35.69
4244.00	H	-49.77	8.45	7.04	-48.36	-13	35.36
100.00	V	-52.14	2.6	1	-50.54	-13	37.54
200.00	V	-56.41	9.1	1.42	-48.73	-13	35.73
800.00	V	-53.53	8.7	2.86	-47.69	-13	34.69
1697.60	V	-48.72	6.95	4.22	-45.99	-13	32.99
2546.40	V	-50.1	8.35	5.39	-47.14	-13	34.14
3395.20	V	-49.76	8.15	6.35	-47.96	-13	34.96
4244.00	V	-50.43	8.45	7.04	-49.02	-13	36.02

Remark:

1 emission behaviors belong to narrowband spurious emission.

2 The result basic equation calculation is as follow:

$$\text{ERP (dBm)} = \text{S.G. Output(dBm)} + \text{Antenna Gain(dBd)} - \text{Cable Loss}$$



**SGS-CSTC Standards  
Technical Services  
(Shanghai)Co., Ltd.**

ReportNo.: SHEMO10050062301  
Page: 32 of 45

**Radiated spurious Emission Measurement Result: PCS 1900 mode**

**Operation mode: TX CH Low mode**

**Fundamental Frequency: 1850.2MHz**

Frequency (MHz)	Ant.Pol. H/V	S.G Output (dBm)	Antenna Gain (dBi)	Cable Loss (dBm)	EIRP (dBm)	Limit (dBm)	Safe Margin (dB)
100.00	H	-53.24	2.6	1	-51.64	-13	38.64
200.00	H	-56.94	9.1	1.42	-49.26	-13	36.26
800.00	H	-54.47	8.7	2.86	-48.63	-13	35.63
1800.00	H	-51.44	7	4.38	-48.82	-13	35.82
3700.40	H	-47.94	8.35	6.77	-46.36	-13	33.36
5550.60	H	-49.39	9.55	8.1	-47.94	-13	34.94
7400.80	H	-50.5	9.75	9.51	-50.26	-13	37.26
9251.00	H	-48.57	10.55	11.08	-49.1	-13	36.1
100.00	V	-52.58	2.6	1	-50.98	-13	37.98
200.00	V	-56.69	9.1	1.42	-49.01	-13	36.01
800.00	V	-53.73	8.7	2.86	-47.89	-13	34.89
1800.00	V	-50.97	7	4.38	-48.35	-13	35.35
3700.40	V	-44.08	8.35	6.77	-42.5	-13	29.5
5550.60	V	-47.82	9.55	8.1	-46.37	-13	33.37
7400.80	V	-47.78	9.75	9.51	-47.54	-13	34.54
9251.00	V	-49.48	10.55	11.08	-50.01	-13	37.01

Remark:

1 emission behaviors belong to narrowband spurious emission.

2 The result basic equation calculation is as follow:

$$\text{EIRP(dBm)} = \text{S.G. Output(dBm)} + \text{Antenna Gain(dBi)} - \text{Cable Loss}$$





**SGS-CSTC Standards  
Technical Services  
(Shanghai)Co., Ltd.**

ReportNo.: SHEMO10050062301  
Page: 33 of 45

**Radiated spurious Emission Measurement Result: PCS 1900 mode**

**Operation mode: TX CH mid mode**

**Fundamental Frequency: 1880.0MHz**

Frequency (MHz)	Ant.Pol. H/V	S.G Output (dBm)	Antenna Gain (dBi)	Cable Loss (dBm)	EIRP (dBm)	Limit (dBm)	Safe Margin (dB)
100.00	H	-52.7	2.6	1	-51.1	-13	38.1
200.00	H	-56.98	9.1	1.42	-49.3	-13	36.3
800.00	H	-54.41	8.7	2.86	-48.57	-13	35.57
1800.00	H	-50.41	7	4.38	-47.79	-13	34.79
3760.00	H	-47.83	8.42	6.84	-46.25	-13	33.25
5640.00	H	-46.19	9.5	8.31	-45	-13	32
7520.00	H	-51.72	9.78	9.6	-51.54	-13	38.54
9400.00	H	-49.65	10.61	11.32	-50.36	-13	37.36
100.00	V	-51.65	2.6	1	-50.05	-13	37.05
200.00	V	-56.46	9.1	1.42	-48.78	-13	35.78
800.00	V	-54.56	8.7	2.86	-48.72	-13	35.72
1800.00	V	-50.28	7	4.38	-47.66	-13	34.66
3760.00	V	-47.05	8.42	6.84	-45.47	-13	32.47
5640.00	V	-47.41	9.5	8.31	-46.22	-13	33.22
7520.00	V	-49.11	9.78	9.6	-48.93	-13	35.93
9400.00	V	-48.85	10.61	11.32	-49.56	-13	36.56

Remark:

1 emission behaviors belong to narrowband spurious emission.

2 The result basic equation calculation is as follow:

$$\text{EIRP(dBm)} = \text{S.G. Output(dBm)} + \text{Antenna Gain(dBi)} - \text{Cable Loss}$$

This document is issued by the Company subject to its General Conditions of Service printed overleaf, available on request or accessible at [www.sgs.com/terms\\_and\\_conditions.htm](http://www.sgs.com/terms_and_conditions.htm) and, for electronic format documents, subject to Terms and Conditions for Electronic Documents at [www.sgs.com/terms\\_e-document.htm](http://www.sgs.com/terms_e-document.htm). Attention is drawn to the limitation of liability, indemnification and jurisdiction issues defined therein. Any holder of this document is advised that information contained hereon reflects the Company's findings at the time of its intervention only and within the limits of Client's instructions, if any. The Company's sole responsibility is to its Client and this document does not exonerate parties to a transaction from exercising all their rights and obligations under the transaction documents. This document cannot be reproduced except in full, without prior written approval of the Company. Any unauthorized alteration, forgery or falsification of the content or appearance of this document is unlawful and offenders may be prosecuted to the fullest extent of the law. Unless otherwise stated the results shown in this test report refer only to the sample(s) tested and such sample(s) are retained for 90 days only



**SGS-CSTC Standards  
Technical Services  
(Shanghai)Co., Ltd.**

ReportNo.: SHEMO10050062301  
Page: 34 of 45

**Radiated spurious Emission Measurement Result: PCS 1900 mode**

**Operation mode: TX CH High mode**

**Fundamental Frequency: 1909.8MHz**

Frequency (MHz)	Ant.Pol. H/V	S.G Output (dBm)	Antenna Gain (dBi)	Cable Loss (dBm)	EIRP (dBm)	Limit (dBm)	Safe Margin (dB)
100.00	H	-53.61	2.6	1	-52.01	-13	39.01
200.00	H	-57.03	9.1	1.42	-49.35	-13	36.35
800.00	H	-54.45	8.7	2.86	-48.61	-13	35.61
1800.00	H	-51.33	7	4.38	-48.71	-13	35.71
3819.60	H	-45.3	8.42	6.88	-43.76	-13	30.76
5729.80	H	-48.47	9.5	8.48	-47.45	-13	34.45
7639.20	H	-50.32	9.78	9.7	-50.24	-13	37.24
9549.00	H	-48.34	10.61	11.64	-49.37	-13	36.37
100.00	V	-53.07	2.6	1	-51.47	-13	38.47
200.00	V	-56.61	9.1	1.42	-48.93	-13	35.93
800.00	V	-53.39	8.7	2.86	-47.55	-13	34.55
1800.00	V	-49.88	7	4.38	-47.26	-13	34.26
3819.60	V	-43.29	8.42	6.88	-41.75	-13	28.75
5729.80	V	-47.48	9.5	8.48	-46.46	-13	33.46
7639.20	V	-48.74	9.78	9.7	-48.66	-13	35.66
9549.00	V	-47.9	10.61	11.64	-48.93	-13	35.93

Remark:

1 emission behaviors belong to narrowband spurious emission.

2 The result basic equation calculation is as follow:

$$\text{EIRP(dBm)} = \text{S.G. Output(dBm)} + \text{Antenna Gain(dBi)} - \text{Cable Loss}$$

This document is issued by the Company subject to its General Conditions of Service printed overleaf, available on request or accessible at [www.sgs.com/terms\\_and\\_conditions.htm](http://www.sgs.com/terms_and_conditions.htm) and, for electronic format documents, subject to Terms and Conditions for Electronic Documents at [www.sgs.com/terms\\_e-document.htm](http://www.sgs.com/terms_e-document.htm). Attention is drawn to the limitation of liability, indemnification and jurisdiction issues defined therein. Any holder of this document is advised that information contained hereon reflects the Company's findings at the time of its intervention only and within the limits of Client's instructions, if any. The Company's sole responsibility is to its Client and this document does not exonerate parties to a transaction from exercising all their rights and obligations under the transaction documents. This document cannot be reproduced except in full, without prior written approval of the Company. Any unauthorized alteration, forgery or falsification of the content or appearance of this document is unlawful and offenders may be prosecuted to the fullest extent of the law. Unless otherwise stated the results shown in this test report refer only to the sample(s) tested and such sample(s) are retained for 90 days only

## 6.6 Receiver Spurious Emissions

Test Requirement: RSS-GEN section 6;  
RSS-GEN section 7.2.3.2

Limit: **Table 1 - Spurious Emission Limits for Receivers**

Spurious Frequency (MHz)	Field Strength (microvolt/m at 3 metres)
30-88	100
88-216	150
216-960	200
Above 960	500

40.0 dB $\mu$ V/m between 30MHz to 88MHz

43.5 dB $\mu$ V/m between 88MHz to 216MHz

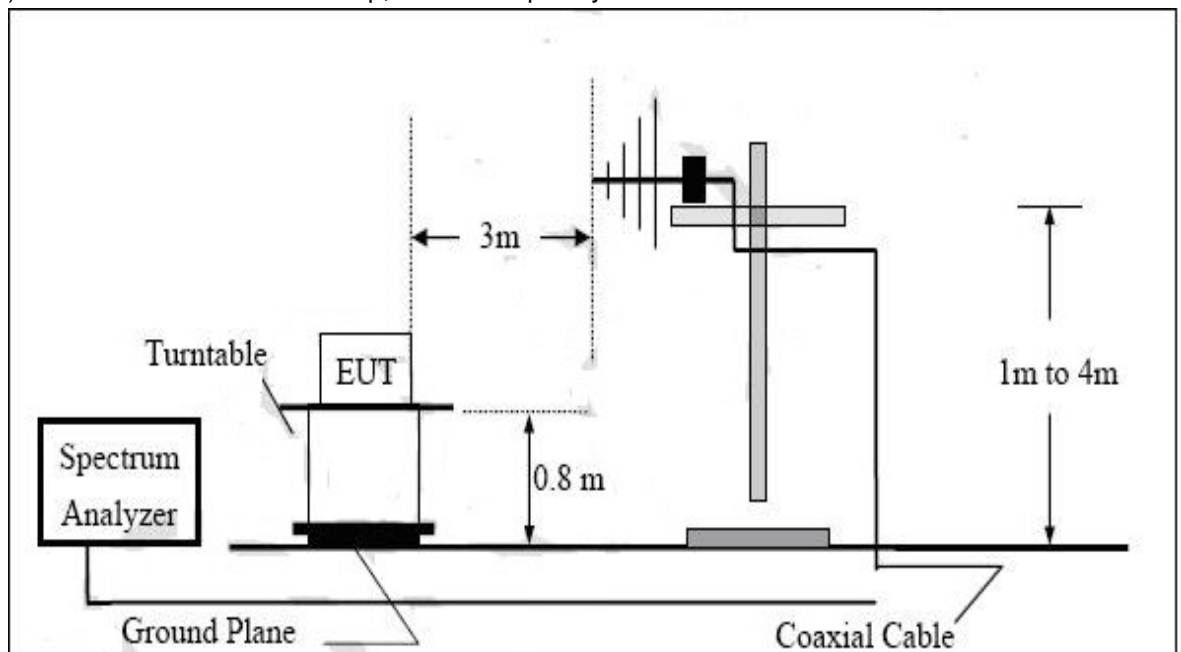
46.0 dB $\mu$ V/m between 216MHz to 960MHz

54.0 dB $\mu$ V/m above 960MHz

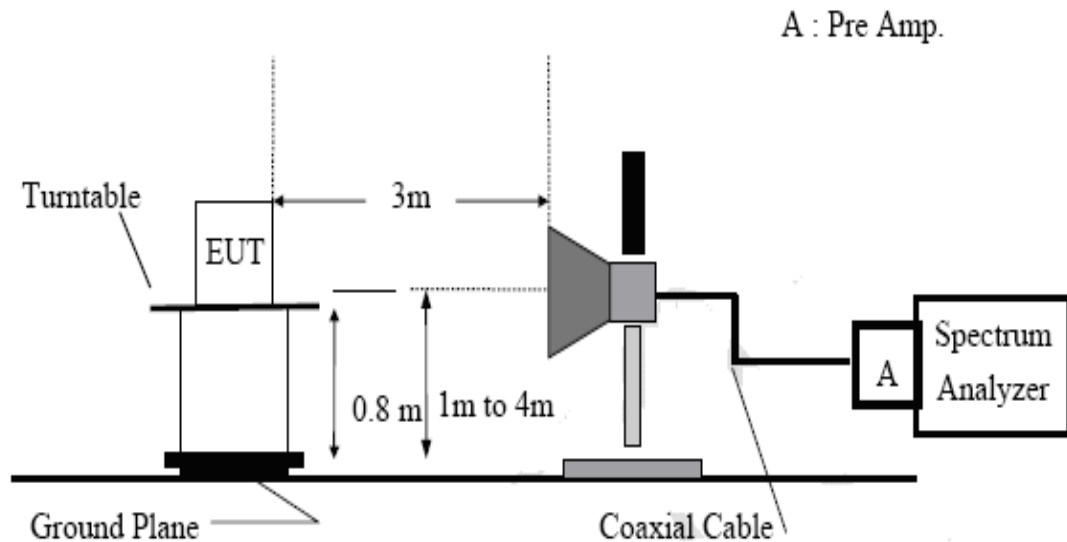
Test Date: May 27,2010

Test Setup:

(A) Radiated emission Test setup, Below Frequency 1000MHz:



(B) Radiated emission Test setup frequency over 1GHz:



#### **Test Procedure:**

The EUT was placed on a non-conductive turntable using a non-conductive support. The radiated emission at the fundamental frequency was measured at 3 m with a test antenna and EMI spectrum analyzer. During the measurement, the EUT was in communication with the station. The highest emission was recorded with the rotation of the turntable and lowering of the test antenna from 4 m to 1 m. For emissions below 1 GHz, measurements shall be performed using a QP detector. Above 1 GHz, measurements shall be performed using an average detector.



**SGS-CSTC Standards  
Technical Services  
(Shanghai)Co., Ltd.**

ReportNo.: SHEMO10050062301  
Page: 37 of 45

**Measurement Result:**

**Operation mode: GSM 850 Receiver mode**

Frequency (MHz)	Ant.Pol. H/V	Level (dBuV/m)	Limit (dBuV/m)	Safe Margin (dB)
30	H	14.8	40	25.2
100	H	15	43.5	28.5
200	H	13.9	43.5	29.6
300	H	20	46	26
500	H	22.5	46	23.5
1500	H	18.5	54	35.5
35	V	23	40	17
40	V	25	40	15
100	V	14.2	43.5	29.3
300	V	18.7	46	27.3
500	V	25	46	21
1500	H	18.3	54	35.7



**SGS-CSTC Standards  
Technical Services  
(Shanghai)Co., Ltd.**

ReportNo.: SHEMO10050062301  
Page: 38 of 45

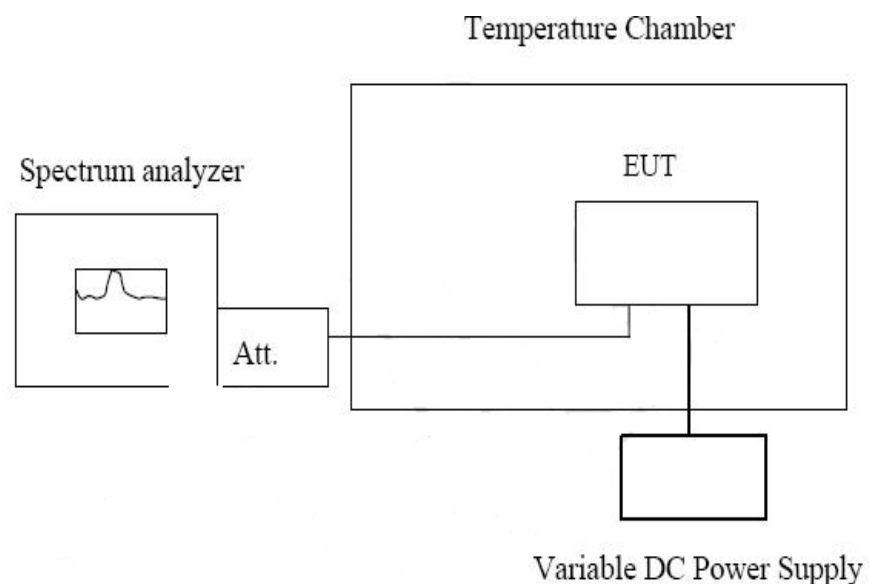
**Measurement Result:**

**Operation mode: GSM 1900 Receiver mode**

<b>Frequen cy (MHz)</b>	<b>Ant.Pol. H/V</b>	<b>Level (dBuV/m)</b>	<b>Limit (dBuV/m)</b>	<b>Safe Margin (dB)</b>
30	H	14.9	40	25.1
100	H	13.2	43.5	30.3
200	H	14.6	43.5	28.9
300	H	19.9	46	26.1
500	H	22.4	46	23.6
3000	H	21.0	54	33.0
35	V	15.1	40	24.9
40	V	12.6	43.5	30.9
100	V	15.1	43.5	28.4
300	V	18.7	46	27.3
500	V	22.1	46	23.9
3000	H	20.8	54	33.2

## 6.7 Frequency Stability V.S. TEMPERATURE MEASUREMENT

Test Requirement: RSS-132,4.3; RSS-133,6.3;  
Part 2.1055(a)(1)  
Test Date: May 28,2010  
Test Status: Test lowest channel, middle, highest channel.  
Test Setup:



Note: Measurement setup for testing On antenna connector.

### Test procedure:

The equipment under test was connected to an external AC or DC power supply and input rated voltage. Reference power supply voltage for these tests is DC 3.6 V. RF output was connected to a frequency counter or spectrum analyzer via feed through attenuators. The EUT was placed inside the temperature chamber. Set the Spectrum analyzer RBW low enough to obtain the desired frequency resolution and measure EUT 25 degree operating frequency as reference frequency. Turn EUT off and set the chamber temperature to -30 degree. After the temperature stabilized for approximately 30 minutes record the frequency. Repeat step measure with 10 degree per stage until the highest temperature of 50 degree reached.

Frequency Tolerance: +/-2.5ppm for 850MHz band  
+/-2.5ppm for 1900MHz band



**SGS-CSTC Standards  
Technical Services  
(Shanghai)Co., Ltd.**

ReportNo.: SHEMO10050062301  
Page: 40 of 45

<b>Reference Frequency: GSM 850 Low channel 824.2MHz@ 25 degree</b>			
<b>Limit: +/- 2.5ppm = 2091Hz</b>			
<b>Environment</b>	<b>Frequency</b>	<b>Delta</b>	<b>Limit</b>
<b>Temperature(degree)</b>	<b>(MHz)</b>	<b>(Hz)</b>	<b>(Hz)</b>
-30	824.200059	59	2091
-20	824.200040	40	2091
-10	824.200027	27	2091
10	824.200014	14	2091
20	824.200006	6	2091
30	824.200014	14	2091
40	824.200009	9	2091
50	824.200039	39	2091

<b>Reference Frequency: GSM 850 Mid channel 836.4MHz@ 25 degree</b>			
<b>Limit: +/- 2.5ppm = 2091Hz</b>			
<b>Environment</b>	<b>Frequency</b>	<b>Delta</b>	<b>Limit</b>
<b>Temperature(degree)</b>	<b>(MHz)</b>	<b>(Hz)</b>	<b>(Hz)</b>
-30	836.400040	40	2091
-20	836.400033	33	2091
-10	836.400025	25	2091
10	836.399997	3	2091
20	836.400004	4	2091
30	836.400021	21	2091
40	836.400034	34	2091
50	836.400045	45	2091





**SGS-CSTC Standards  
Technical Services  
(Shanghai)Co., Ltd.**

ReportNo.: SHEMO10050062301

Page: 41 of 45

<b>Reference Frequency: GSM 850 High channel 848.8MHz@ 25 degree</b>			
<b>Limit: +/- 2.5ppm = 2091Hz</b>			
<b>Environment</b>	<b>Frequency</b>	<b>Delta</b>	<b>Limit</b>
<b>Temperature(degree)</b>	<b>(MHz)</b>	<b>(Hz)</b>	<b>(Hz)</b>
-30	848.800053	53	2091
-20	848.800044	44	2091
-10	848.800025	25	2091
10	848.800008	8	2091
20	848.800006	6	2091
30	848.800032	32	2091
40	848.800027	27	2091
50	848.800038	38	2091

<b>Reference Frequency: PCS 1900 Low channel 1850.2MHz@ 25 degree</b>			
<b>Limit: +/- 2.5ppm = 4700Hz</b>			
<b>Environment</b>	<b>Frequency</b>	<b>Delta</b>	<b>Limit</b>
<b>Temperature(degree)</b>	<b>(MHz)</b>	<b>(Hz)</b>	<b>(Hz)</b>
-30	1850.199956	44	4700
-20	1850.199969	31	4700
-10	1850.199978	22	4700
10	1850.199989	11	4700
20	1850.199991	9	4700
30	1850.200014	14	4700
40	1850.200026	26	4700
50	1850.200033	33	4700



**SGS-CSTC Standards  
Technical Services  
(Shanghai)Co., Ltd.**

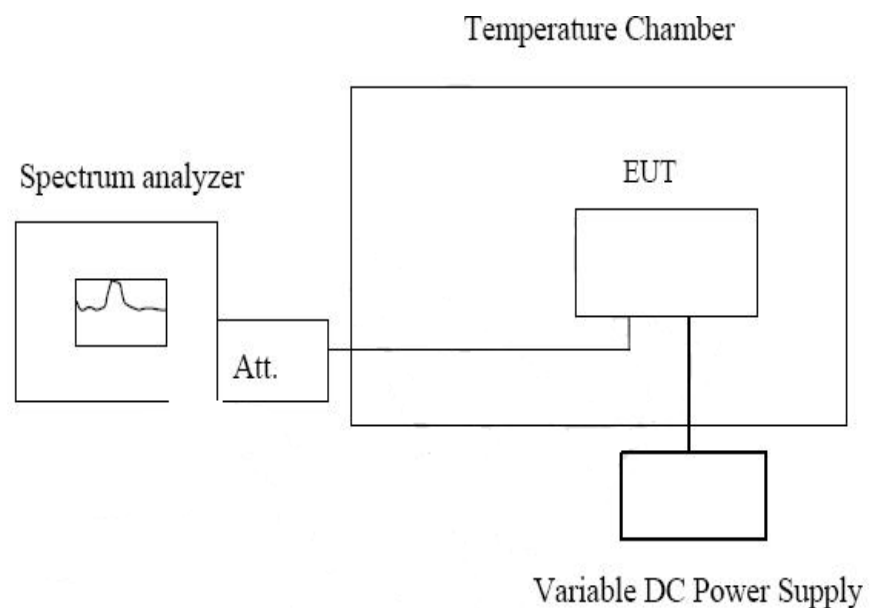
ReportNo.: SHEMO10050062301  
Page: 42 of 45

<b>Reference Frequency: PCS 1900 Mid channel 1880MHz@ 25 degree</b>			
<b>Limit: +/- 2.5ppm = 4700Hz</b>			
<b>Environment</b>	<b>Frequency</b>	<b>Delta</b>	<b>Limit</b>
<b>Temperature(degree)</b>	<b>(MHz)</b>	<b>(Hz)</b>	<b>(Hz)</b>
-30	1879.999954	46	4700
-20	1879.999968	32	4700
-10	1879.999972	28	4700
10	1879.999984	16	4700
20	1879.999995	5	4700
30	1879.999987	13	4700
40	1879.999977	23	4700
50	1879.999969	31	4700

<b>Reference Frequency: PCS 1900 High channel 1909.8MHz@ 25 degree</b>			
<b>Limit: +/- 2.5ppm = 4700Hz</b>			
<b>Environment</b>	<b>Frequency</b>	<b>Delta</b>	<b>Limit</b>
<b>Temperature(degree)</b>	<b>(MHz)</b>	<b>(Hz)</b>	<b>(Hz)</b>
-30	1909.799960	40	4700
-20	1909.799967	33	4700
-10	1909.799978	22	4700
10	1909.799989	11	4700
20	1909.799994	6	4700
30	1909.799990	10	4700
40	1909.799982	18	4700
50	1909.799965	35	4700

## 6.8 Frequency Stability V.S. VOLTAGE MEASUREMENT

Test Requirement: RSS-132,4.3; RSS-133,6.3 ;  
Part 2.1055(d)(1)  
Test Date: May 28,2010  
Test Status: Test lowest channel, middle, highest channel.  
Test Setup:



Note: Measurement setup for testing On antenna connector.

### Test procedure:

Set chamber temperature to 25 degree. Use a variable AC power/ DC power supply to power the EUT and set the Voltage to rated voltage. Reference power supply voltage for these tests is DC 3.6 V. Set the spectrum analyzer RBW enough to obtain the desired frequency resolution and recorded the frequency.

Reduce the input voltage to specified extreme voltage variation(+/-15%) and endpoint, record the maximum frequency change.

Frequency Tolerance: +/-2.5ppm for 850MHz band  
+/-2.5ppm for 1900MHz band



**SGS-CSTC Standards  
Technical Services  
(Shanghai)Co., Ltd.**

ReportNo.: SHEMO10050062301  
Page: 44 of 45

<b>Reference Frequency: GSM 850 Low channel 824.2MHz@ 25 degree</b>			
<b>Limit: +/- 2.5ppm = 2091Hz</b>			
<b>Power Supply</b>	<b>Frequency</b>	<b>Delta</b>	<b>Limit</b>
<b>Vdc</b>	<b>(MHz)</b>		
4.8	824.200027	27	2091
3.6	824.200000	0	2091
3.2	824.200025	25	2091

<b>Reference Frequency: GSM 850 Mid channel 836.4MHz@ 25 degree</b>			
<b>Limit: +/- 2.5ppm = 2091Hz</b>			
<b>Power Supply</b>	<b>Frequency</b>	<b>Delta</b>	<b>Limit</b>
<b>Vdc</b>	<b>(MHz)</b>		
4.8	836.400020	20	2091
3.6	836.400000	0	2091
3.2	836.400016	16	2091

<b>Reference Frequency: GSM 850 High channel 848.8MHz@ 25 degree</b>			
<b>Limit: +/- 2.5ppm = 2091Hz</b>			
<b>Power Supply</b>	<b>Frequency</b>	<b>Delta</b>	<b>Limit</b>
<b>Vdc</b>	<b>(MHz)</b>		
4.8	848.800019	19	2091
3.6	848.800000	0	2091
3.2	848.800015	15	2091



**SGS-CSTC Standards  
Technical Services  
(Shanghai)Co., Ltd.**

ReportNo.: SHEMO10050062301  
Page: 45 of 45

<b>Reference Frequency: PCS 1900 Low channel 1850.2MHz@ 25 degree</b>			
<b>Limit: +/- 2.5ppm = 4700Hz</b>			
<b>Power Supply</b>	<b>Frequency</b>	<b>Delta</b>	<b>Limit</b>
<b>Vdc</b>	<b>(MHz)</b>		
4.8	1850.199971	29	4700
3.6	1850.200000	0	4700
3.2	1850.199982	18	4700

<b>Reference Frequency: PCS 1900 Mid channel 1880MHz@ 25 degree</b>			
<b>Limit: +/- 2.5ppm = 4700Hz</b>			
<b>Power Supply</b>	<b>Frequency</b>	<b>Delta</b>	<b>Limit</b>
<b>Vdc</b>	<b>(MHz)</b>		
4.8	1879.999969	31	4700
3.6	1880.000000	0	4700
3.2	1879.999972	28	4700

<b>Reference Frequency: PCS 1900 High channel 1909.8MHz@ 25 degree</b>			
<b>Limit: +/- 2.5ppm = 4700Hz</b>			
<b>Power Supply</b>	<b>Frequency</b>	<b>Delta</b>	<b>Limit</b>
<b>Vdc</b>	<b>(MHz)</b>		
4.8	1909.799973	27	4700
3.6	1909.800000	0	4700
3.2	1909.799984	16	4700

*~End of Report~*

This document is issued by the Company subject to its General Conditions of Service printed overleaf, available on request or accessible at [www.sgs.com/terms\\_and\\_conditions.htm](http://www.sgs.com/terms_and_conditions.htm) and, for electronic format documents, subject to Terms and Conditions for Electronic Documents at [www.sgs.com/terms\\_e-document.htm](http://www.sgs.com/terms_e-document.htm). Attention is drawn to the limitation of liability, indemnification and jurisdiction issues defined therein. Any holder of this document is advised that information contained hereon reflects the Company's findings at the time of its intervention only and within the limits of Client's instructions, if any. The Company's sole responsibility is to its Client and this document does not exonerate parties to a transaction from exercising all their rights and obligations under the transaction documents. This document cannot be reproduced except in full, without prior written approval of the Company. Any unauthorized alteration, forgery or falsification of the content or appearance of this document is unlawful and offenders may be prosecuted to the fullest extent of the law. Unless otherwise stated the results shown in this test report refer only to the sample(s) tested and such sample(s) are retained for 90 days only