

Test Laboratory: Compliance Certification Services

## System Performance Check @ 835MHz

DUT: Dipole 835 MHz; Type: D835V2; Serial: D835V2 - SN:4d002

Communication System: CW; Frequency: 835 MHz; Duty Cycle: 1:1

Medium parameters used:  $f = 835$  MHz;  $\sigma = 0.958$  mho/m;  $\epsilon_r = 53.8$ ;  $\rho = 1000$  kg/m<sup>3</sup>

Phantom section: Flat Section

Room Ambient Temperature: 23.0 deg. C; Liquid Temperature: 22.0 deg. C

DASY4 Configuration:

- Area Scan setting - Find Secondary Maximum Within: 2.0 dB and with peak SAR value greater than 0.0012W/kg
- Probe: EX3DV4 - SN3554; ConvF(8, 8, 8); Calibrated: 4/24/2007
- Sensor-Surface: 4mm (Mechanical Surface Detection)
- Electronics: DAE3 Sn427; Calibrated: 11/16/2006
- Phantom: Flat Phantom ELI4.0; Type: QDOVA001BA; Serial: SN:1003
- Measurement SW: DASY4, V4.7 Build 53; Postprocessing SW: SEMCAD, V1.8 Build 172

**d=15mm, Pin=250mW/Area Scan (7x9x1):** Measurement grid: dx=15mm, dy=15mm

Maximum value of SAR (measured) = 2.56 mW/g

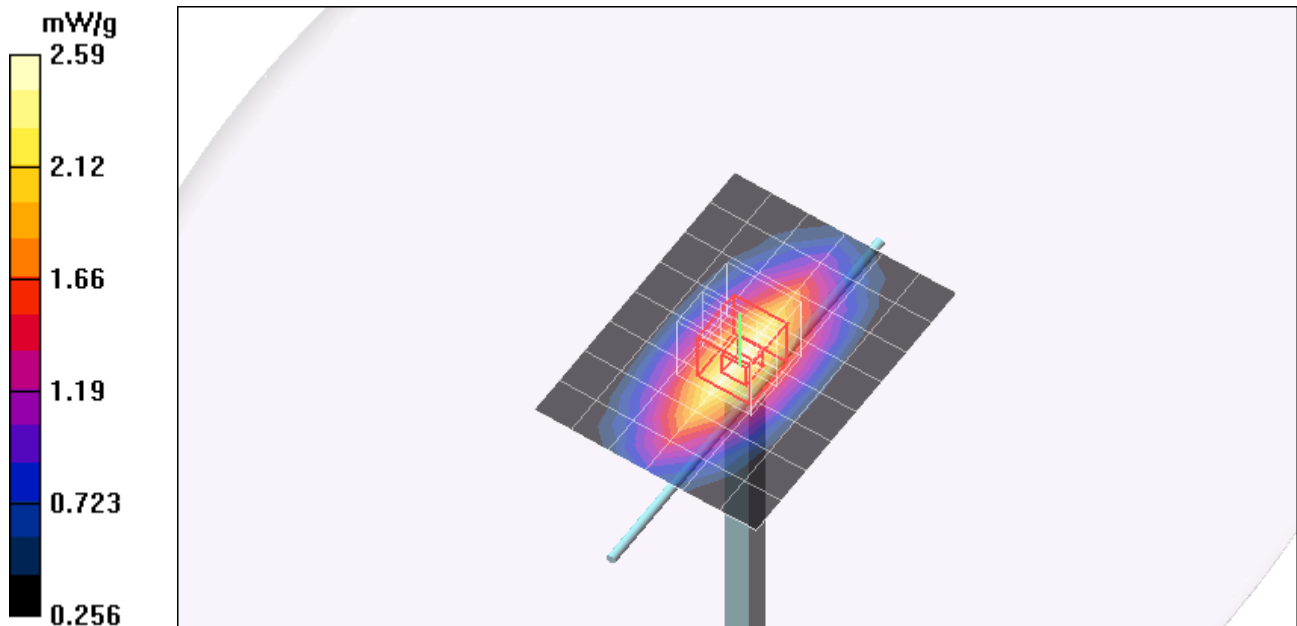
**d=15mm, Pin=250mW/Zoom Scan (5x5x7)/Cube 0:** Measurement grid: dx=7.5mm, dy=7.5mm, dz=5mm

Reference Value = 51.9 V/m; Power Drift = -0.041 dB

Peak SAR (extrapolated) = 3.51 W/kg

**SAR(1 g) = 2.4 mW/g; SAR(10 g) = 1.59 mW/g**

Maximum value of SAR (measured) = 2.59 mW/g



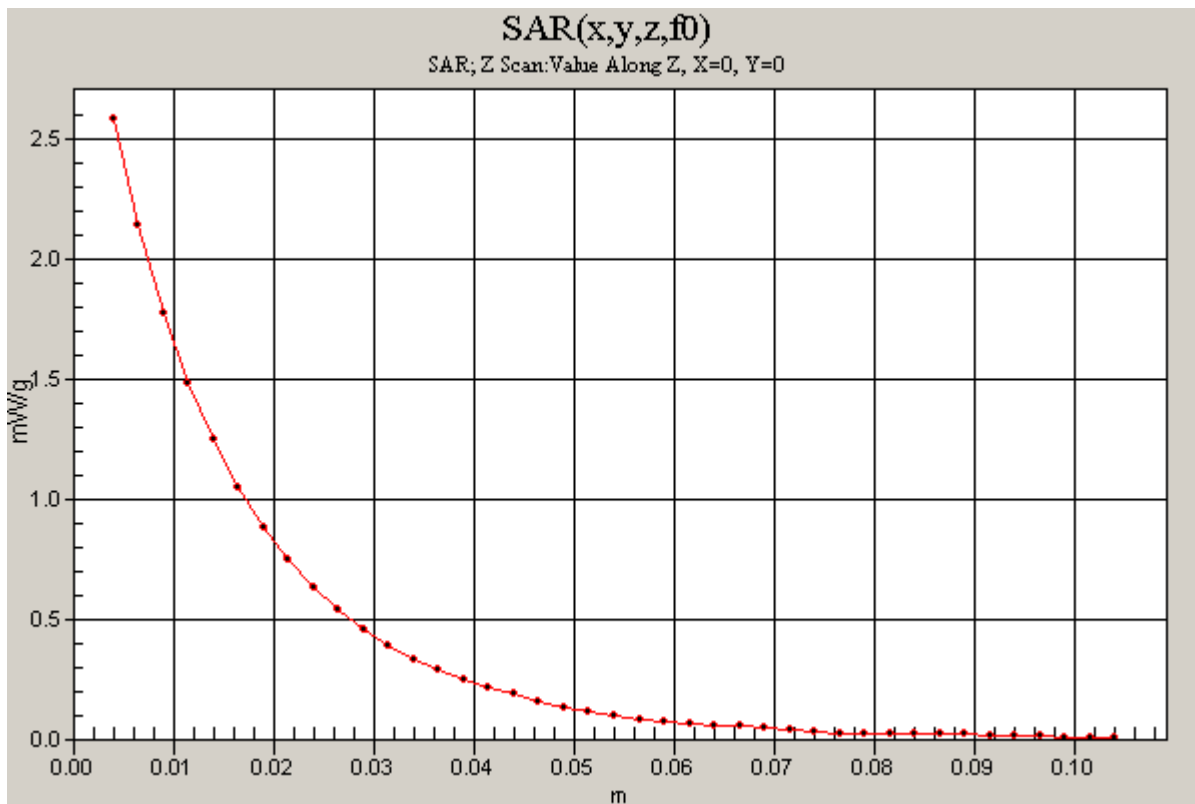
Test Laboratory: Compliance Certification Services

### System Performance Check @ 835MHz

DUT: Dipole 835 MHz; Type: D835V2; Serial: D835V2 - SN:4d002

Communication System: CW; Frequency: 835 MHz; Duty Cycle: 1:1

**d=15mm, Pin=250mW/Z Scan (1x1x41):** Measurement grid: dx=20mm, dy=20mm, dz=2.5mm  
Maximum value of SAR (measured) = 2.59 mW/g



Test Laboratory: Compliance Certification Services

### System Performance Check @ 1900MHz

DUT: Dipole 1900 MHz; Type: D1900V2; Serial: D1900V2 - SN:5d043

Communication System: CW; Frequency: 1900 MHz; Duty Cycle: 1:1  
Medium parameters used:  $f = 1900 \text{ MHz}$ ;  $\sigma = 1.46 \text{ mho/m}$ ;  $\epsilon_r = 51.8$ ;  $\rho = 1000 \text{ kg/m}^3$   
Phantom section: Flat Section

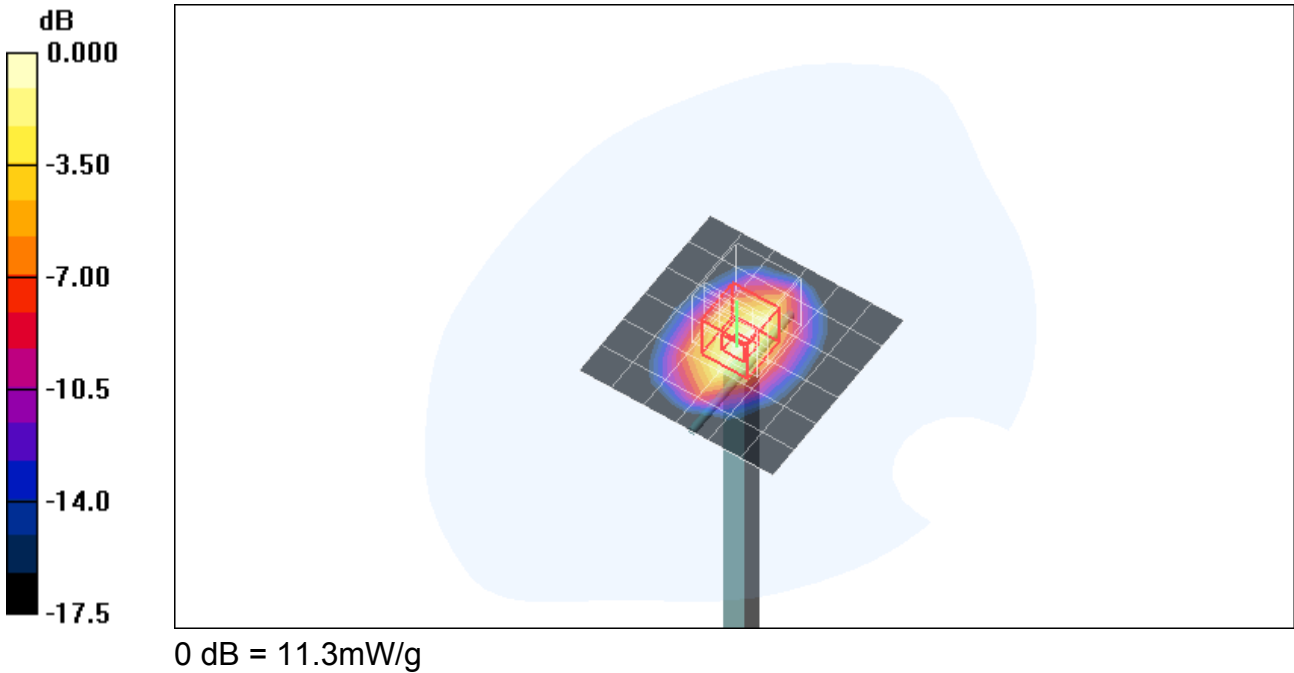
Room Ambient Temperature: 23.0 deg. C; Liquid Temperature: 22.0 deg. C

DASY4 Configuration:

- Area Scan setting - Find Secondary Maximum Within: 2.0 dB and with peak SAR value greater than 0.0012W/kg
- Probe: EX3DV4 - SN3554; ConvF(6.61, 6.61, 6.61); Calibrated: 4/24/2007
- Sensor-Surface: 4mm (Mechanical Surface Detection)
- Electronics: DAE3 Sn427; Calibrated: 11/16/2006
- Phantom: SAM 2; Type: SAM 2; Serial: 1050
- Measurement SW: DASY4, V4.7 Build 53; Postprocessing SW: SEMCAD, V1.8 Build 172

**d=10mm; Pin=250mW/Area Scan (7x7x1):** Measurement grid: dx=15mm, dy=15mm  
Maximum value of SAR (measured) = 11.3 mW/g

**d=10mm; Pin=250mW/Zoom Scan (5x5x7)/Cube 0:** Measurement grid: dx=7.5mm, dy=7.5mm, dz=5mm  
Reference Value = 88.1 V/m; Power Drift = 0.073 dB  
Peak SAR (extrapolated) = 18.2 W/kg  
**SAR(1 g) = 10.1 mW/g; SAR(10 g) = 5.3 mW/g**



Test Laboratory: Compliance Certification Services

### System Performance Check @ 1900MHz

DUT: Dipole 1900 MHz; Type: D1900V2; Serial: D1900V2 - SN:5d043

Communication System: CW; Frequency: 1900 MHz; Duty Cycle: 1:1

**d=10mm; Pin=250mW/Z Scan (1x1x41):** Measurement grid: dx=20mm, dy=20mm, dz=2.5mm  
Maximum value of SAR (measured) = 11.4 mW/g

