

Test Laboratory: Compliance Certification Services

System Performance Check @ 835MHz

DUT: Dipole 835 MHz; Type: D835V2; Serial: D835V2 - SN:4d002

Communication System: CW; Frequency: 835 MHz; Duty Cycle: 1:1

Medium parameters used: $f = 835$ MHz; $\sigma = 0.964$ mho/m; $\epsilon_r = 53$; $\rho = 1000$ kg/m³

Phantom section: Flat Section

Room Ambient Temperature: 23.0deg. C; Liquid Temperature: 22.0 deg. C

DASY4 Configuration:

- Area Scan setting - Find Secondary Maximum Within: 2.0 dB and with a peak SAR value greater than 0.0012W/kg
- Probe: EX3DV4 - SN3552; ConvF(9.57, 9.57, 9.57); Calibrated: 5/30/2006
- Sensor-Surface: 4mm (Mechanical Surface Detection)
- Electronics: DAE4 SN558; Calibrated: 1/20/2006
- Phantom: SAM 2; Type: SAM 2; Serial: 1050
- Measurement SW: DASY4, V4.7 Build 44; Postprocessing SW: SEMCAD, V1.8 Build 171

d=15mm, Pin=250mW/Area Scan (7x9x1): Measurement grid: dx=15mm, dy=15mm

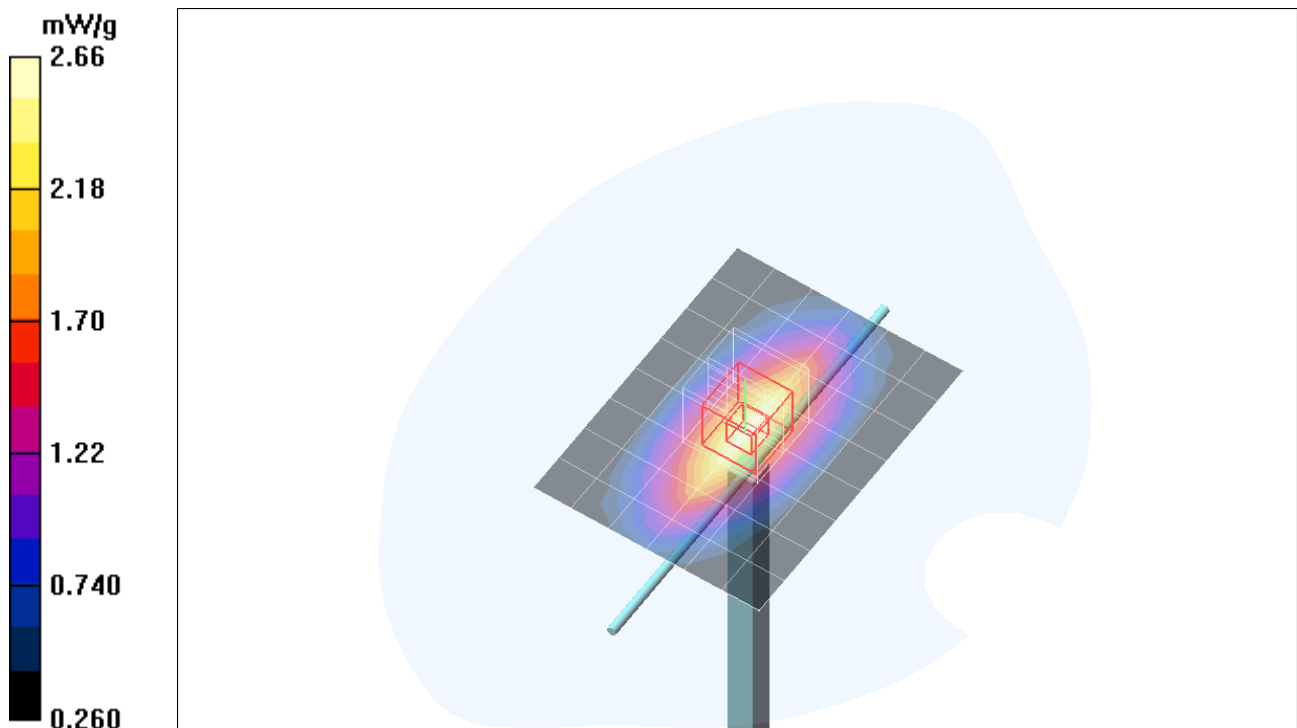
Maximum value of SAR (measured) = 2.66 mW/g

d=15mm, Pin=250mW/Zoom Scan (5x5x7)/Cube 0: Measurement grid: dx=7.5mm, dy=7.5mm, dz=5mm

Reference Value = 52.7 V/m; Power Drift = -0.108 dB

Peak SAR (extrapolated) = 3.64 W/kg

SAR(1 g) = 2.47 mW/g; SAR(10 g) = 1.63 mW/g



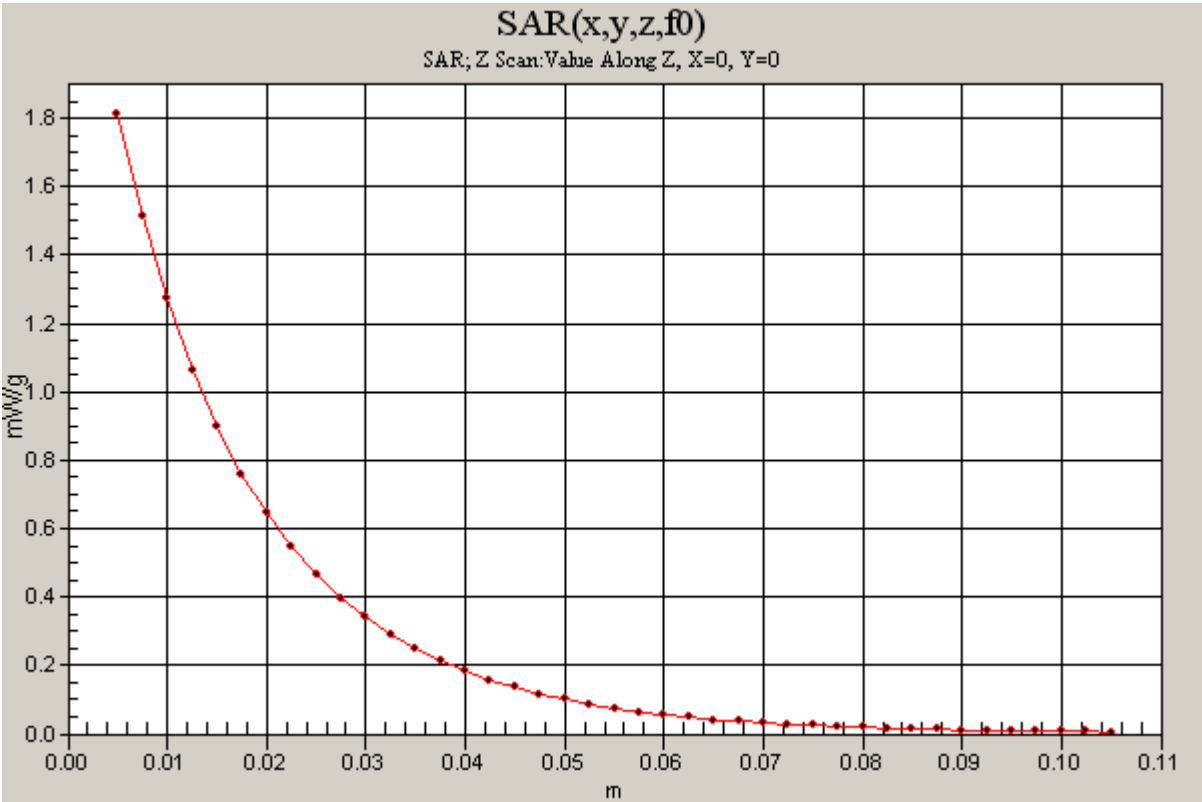
Test Laboratory: Compliance Certification Services

System Performance Check @ 835MHz

DUT: Dipole 835 MHz; Type: D835V2; Serial: D835V2 - SN:4d002

Communication System: CW; Frequency: 835 MHz;Duty Cycle: 1:1

d=15mm, Pin=250mW/Z Scan (1x1x41): Measurement grid: dx=20mm, dy=20mm, dz=2.5mm
Maximum value of SAR (measured) = 1.81 mW/g



Test Laboratory: Compliance Certification Services

System Performance Check @ 1900MHz

DUT: Dipole 1900 MHz; Type: D1900V2; Serial: D1900V2 - SN:5d043

Communication System: CW; Frequency: 1900 MHz; Duty Cycle: 1:1

Medium parameters used: $f = 1900$ MHz; $\sigma = 1.48$ mho/m; $\epsilon_r = 53.2$; $\rho = 1000$ kg/m³

Phantom section: Flat Section

Room Ambient Temperature: 23.0deg. C; Liquid Temperature: 22.0 deg. C

DASY4 Configuration:

- Area Scan setting - Find Secondary Maximum Within: 2.0 dB and with a peak SAR value greater than 0.0012W/kg
- Probe: EX3DV4 - SN3552; ConvF(7.6, 7.6, 7.6); Calibrated: 5/30/2006
- Sensor-Surface: 4mm (Mechanical Surface Detection)
- Electronics: DAE4 SN558; Calibrated: 1/20/2006
- Phantom: SAM 1; Type: SAM 1; Serial: 1185
- Measurement SW: DASY4, V4.7 Build 44; Postprocessing SW: SEMCAD, V1.8 Build 171

d=10mm; Pin=250mW/Area Scan (7x7x1): Measurement grid: dx=15mm, dy=15mm

Maximum value of SAR (measured) = 10.6 mW/g

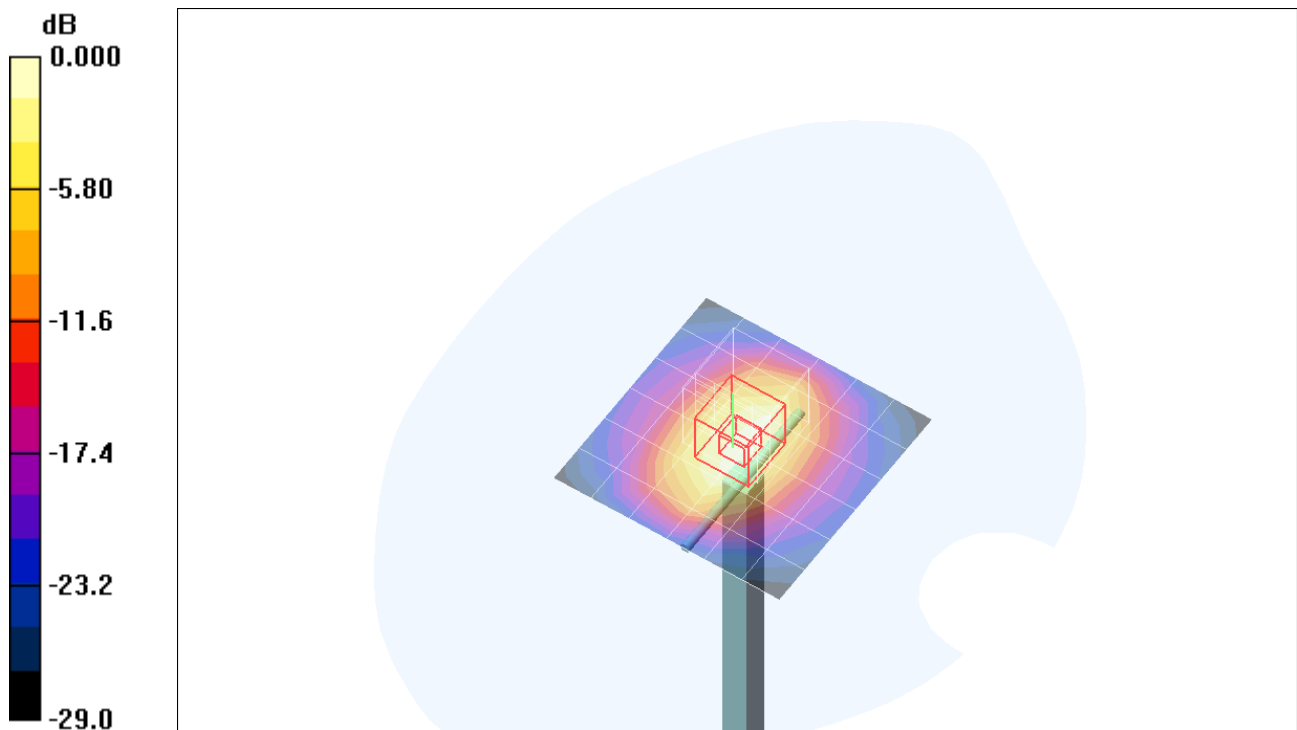
d=10mm; Pin=250mW/Zoom Scan (5x5x7)/Cube 0: Measurement grid: dx=7.5mm, dy=7.5mm, dz=5mm

Reference Value = 86.4 V/m; Power Drift = 0.012 dB

Peak SAR (extrapolated) = 16.1 W/kg

SAR(1 g) = 9.59 mW/g; SAR(10 g) = 5.11 mW/g

Maximum value of SAR (measured) = 10.7 mW/g



Test Laboratory: Compliance Certification Services

System Performance Check @ 1900MHz

DUT: Dipole 1900 MHz; Type: D1900V2; Serial: D1900V2 - SN:5d043

Communication System: CW; Frequency: 1900 MHz; Duty Cycle: 1:1

d=10mm; Pin=250mW/Z Scan (1x1x41): Measurement grid: dx=20mm, dy=20mm, dz=2.5mm
Maximum value of SAR (measured) = 6.47 mW/g

