

Test Laboratory: Compliance Certification Services

Cellular 850_Laptop Mode

DUT: Fujitsu-Australia; Type: NA; Serial: NA

Communication System: CDMA Cell Band; Frequency: 836.52 MHz; Duty Cycle: 1:1

Medium parameters used (interpolated): $f = 836.52$ MHz; $\sigma = 0.989$ mho/m; $\epsilon_r = 56.4$; $\rho = 1000$ kg/m³

Phantom section: Flat Section

Room Ambient Temperature: 24.0 deg. C; Liquid Temperature: 23.0 deg. C

DASY4 Configuration:

- Area Scan setting - Find Secondary Maximum Within: 2.0 dB and with a peak SAR value greater than 0.0012W/kg
- Probe: EX3DV3 - SN3531; ConvF(10.18, 10.18, 10.18); Calibrated: 2/23/2010
- Sensor-Surface: 3mm (Mechanical Surface Detection)
- Electronics: DAE3 Sn427; Calibrated: 7/21/2010
- Phantom: Flat Phantom ELI4.0; Type: QDOVA001BA; Serial: SN:1003
- Measurement SW: DASY4, V4.7 Build 80; Postprocessing SW: SEMCAD, V1.8 Build 186

M-ch_Ant retracted/Area Scan (14x14x1): Measurement grid: dx=15mm, dy=15mm

[Info: Interpolated medium parameters used for SAR evaluation.](#)

Maximum value of SAR (measured) = 0.008 mW/g

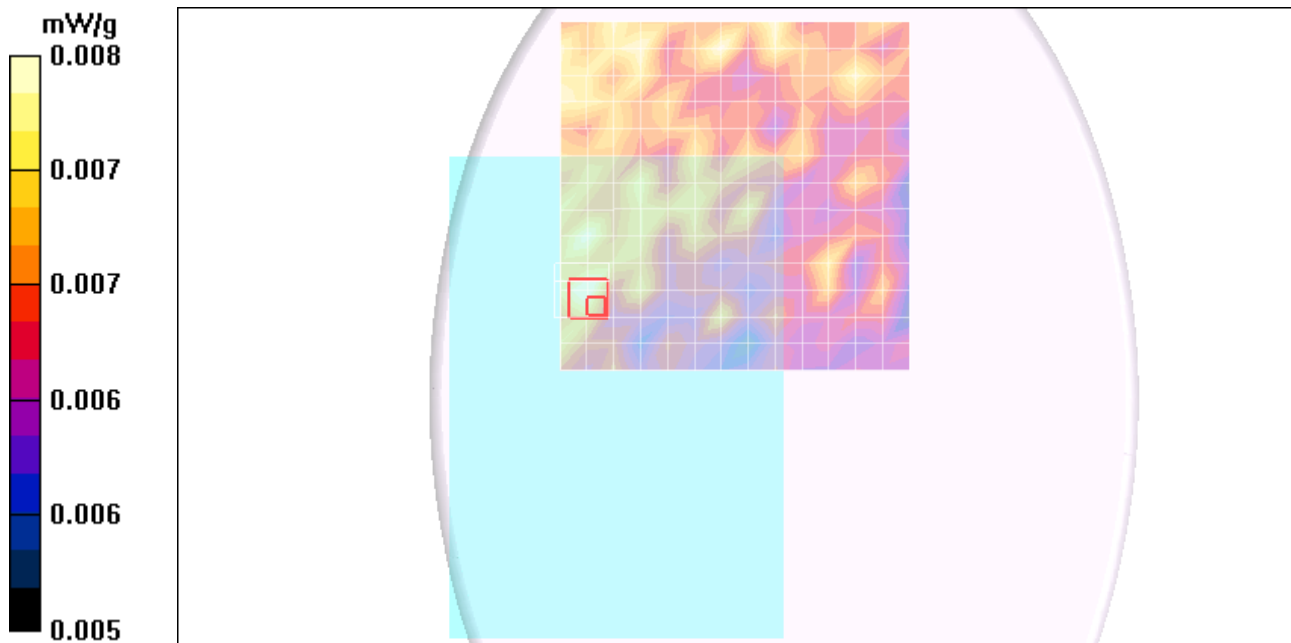
M-ch_Ant retracted/Zoom Scan (7x7x9)/Cube 0: Measurement grid: dx=5mm, dy=5mm, dz=3mm

Reference Value = 2.48 V/m; Power Drift = 0.202 dB

Peak SAR (extrapolated) = 0.010 W/kg

SAR(1 g) = 0.00742 mW/g; SAR(10 g) = 0.00703 mW/g

[Info: Interpolated medium parameters used for SAR evaluation.](#)



Test Laboratory: Compliance Certification Services

Cellular 850_Laptop Mode

DUT: Fujitsu-Australia; Type: NA; Serial: NA

Communication System: CDMA Cell Band; Frequency: 836.52 MHz; Duty Cycle: 1:1

Medium parameters used (interpolated): $f = 836.52$ MHz; $\sigma = 0.989$ mho/m; $\epsilon_r = 56.4$; $\rho = 1000$ kg/m³

Phantom section: Flat Section

Room Ambient Temperature: 24.0 deg. C; Liquid Temperature: 23.0 deg. C

DASY4 Configuration:

- Area Scan setting - Find Secondary Maximum Within: 2.0 dB and with a peak SAR value greater than 0.0012W/kg
- Probe: EX3DV3 - SN3531; ConvF(10.18, 10.18, 10.18); Calibrated: 2/23/2010
- Sensor-Surface: 3mm (Mechanical Surface Detection)
- Electronics: DAE3 Sn427; Calibrated: 7/21/2010
- Phantom: Flat Phantom ELI4.0; Type: QDOVA001BA; Serial: SN:1003
- Measurement SW: DASY4, V4.7 Build 80; Postprocessing SW: SEMCAD, V1.8 Build 186

M-ch_Ant extended/Area Scan (14x14x1): Measurement grid: dx=15mm, dy=15mm

[Info: Interpolated medium parameters used for SAR evaluation.](#)

Maximum value of SAR (measured) = 0.018 mW/g

M-ch_Ant extended/Zoom Scan (7x7x9)/Cube 0: Measurement grid: dx=5mm, dy=5mm, dz=3mm

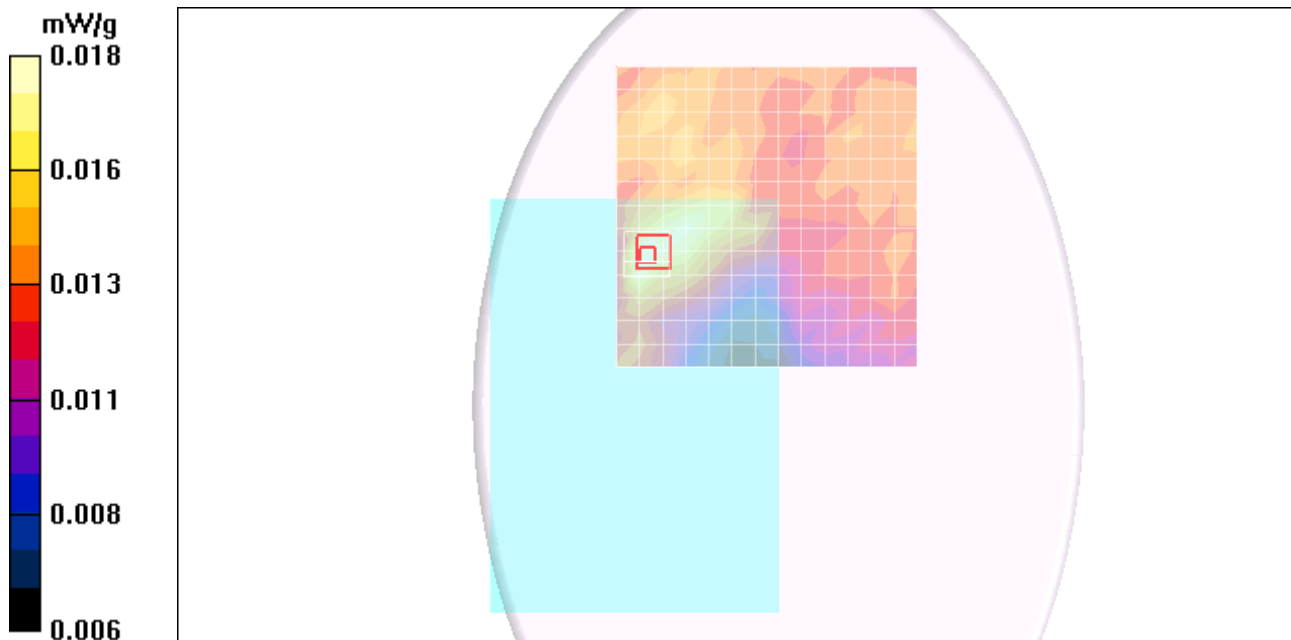
Reference Value = 4.19 V/m; Power Drift = -0.187 dB

Peak SAR (extrapolated) = 0.021 W/kg

SAR(1 g) = 0.017 mW/g; SAR(10 g) = 0.014 mW/g

[Info: Interpolated medium parameters used for SAR evaluation.](#)

Maximum value of SAR (measured) = 0.019 mW/g



Test Laboratory: Compliance Certification Services

Cellular 850_Bottom face

DUT: Fujitsu-Australia; Type: NA; Serial: NA

Communication System: CDMA Cell Band; Frequency: 836.52 MHz; Duty Cycle: 1:1

Medium parameters used (interpolated): $f = 836.52$ MHz; $\sigma = 0.986$ mho/m; $\epsilon_r = 53.1$; $\rho = 1000$ kg/m³

Phantom section: Flat Section

Room Ambient Temperature: 24.0 deg. C; Liquid Temperature: 23.0 deg. C

DASY4 Configuration:

- Area Scan setting - Find Secondary Maximum Within: 2.0 dB and with a peak SAR value greater than 0.0012W/kg
- Probe: EX3DV3 - SN3531; ConvF(10.18, 10.18, 10.18); Calibrated: 2/23/2010
- Sensor-Surface: 3mm (Mechanical Surface Detection)
- Electronics: DAE3 Sn427; Calibrated: 7/21/2010
- Phantom: Flat Phantom ELI4.0; Type: QDOVA001BA; Serial: SN:1003
- Measurement SW: DASY4, V4.7 Build 80; Postprocessing SW: SEMCAD, V1.8 Build 186

M-ch_Ant retracted/Area Scan (11x11x1): Measurement grid: dx=15mm, dy=15mm

[Info: Interpolated medium parameters used for SAR evaluation.](#)

Maximum value of SAR (measured) = 0.010 mW/g

M-ch_Ant retracted/Zoom Scan (7x7x9)/Cube 0: Measurement grid: dx=5mm, dy=5mm, dz=3mm

Reference Value = 2.99 V/m; Power Drift = 0.131 dB

Peak SAR (extrapolated) = 0.013 W/kg

SAR(1 g) = 0.00982 mW/g; SAR(10 g) = 0.00903 mW/g

[Info: Interpolated medium parameters used for SAR evaluation.](#)

M-ch_Ant retracted/Zoom Scan (7x7x9)/Cube 1: Measurement grid: dx=5mm, dy=5mm, dz=3mm

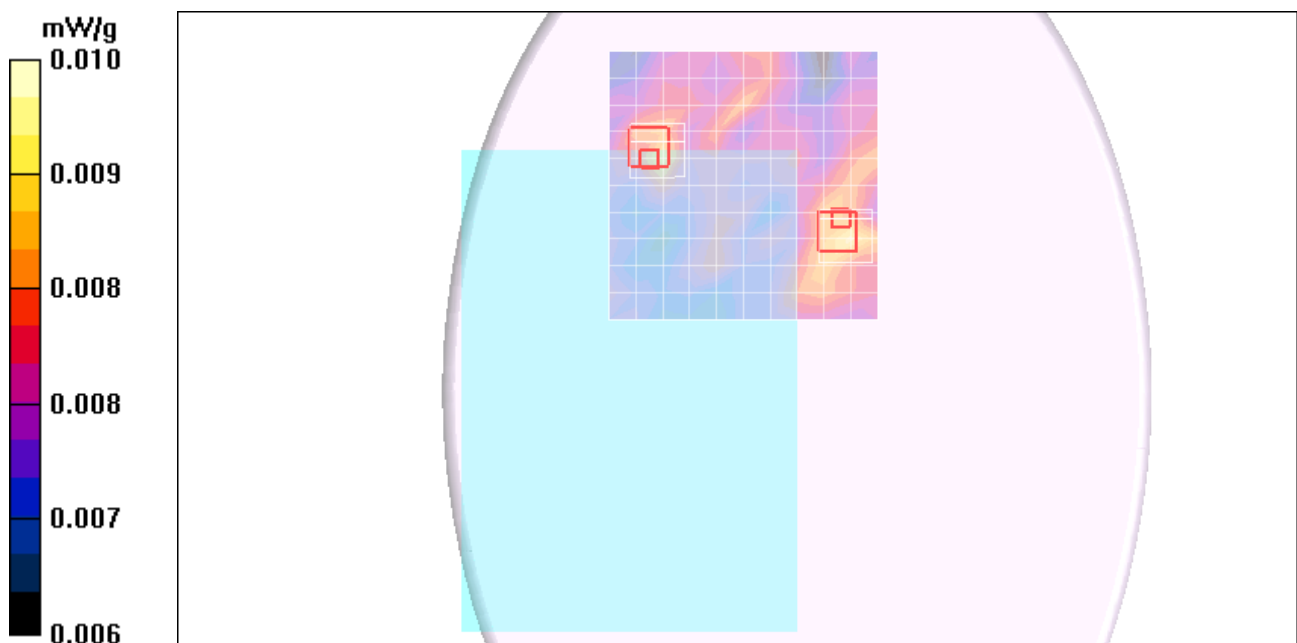
Reference Value = 2.99 V/m; Power Drift = 0.131 dB

Peak SAR (extrapolated) = 0.013 W/kg

SAR(1 g) = 0.0086 mW/g; SAR(10 g) = 0.00819 mW/g

[Info: Interpolated medium parameters used for SAR evaluation.](#)

Maximum value of SAR (measured) = 0.009 mW/g



Test Laboratory: Compliance Certification Services

Cellular 850_Bottom face

DUT: Fujitsu-Australia; Type: NA; Serial: NA

Communication System: CDMA Cell Band; Frequency: 836.52 MHz; Duty Cycle: 1:1
Medium parameters used (interpolated): $f = 836.52$ MHz; $\sigma = 0.986$ mho/m; $\epsilon_r = 53.1$; $\rho = 1000$ kg/m³
Phantom section: Flat Section

Room Ambient Temperature: 24.0 deg. C; Liquid Temperature: 23.0 deg. C

- DASY4 Configuration:
- Area Scan setting - Find Secondary Maximum Within: 2.0 dB and with a peak SAR value greater than 0.0012W/kg
 - Probe: EX3DV3 - SN3531; ConvF(10.18, 10.18, 10.18); Calibrated: 2/23/2010
 - Sensor-Surface: 3mm (Mechanical Surface Detection)
 - Electronics: DAE3 Sn427; Calibrated: 7/21/2010
 - Phantom: Flat Phantom ELI4.0; Type: QDOVA001BA; Serial: SN:1003
 - Measurement SW: DASY4, V4.7 Build 80; Postprocessing SW: SEMCAD, V1.8 Build 186

M-ch_Ant extended/Area Scan (9x9x1): Measurement grid: dx=15mm, dy=15mm

[Info: Interpolated medium parameters used for SAR evaluation.](#)

Maximum value of SAR (measured) = 0.392 mW/g

M-ch_Ant extended/Zoom Scan (7x7x9)/Cube 0: Measurement grid: dx=5mm, dy=5mm, dz=3mm

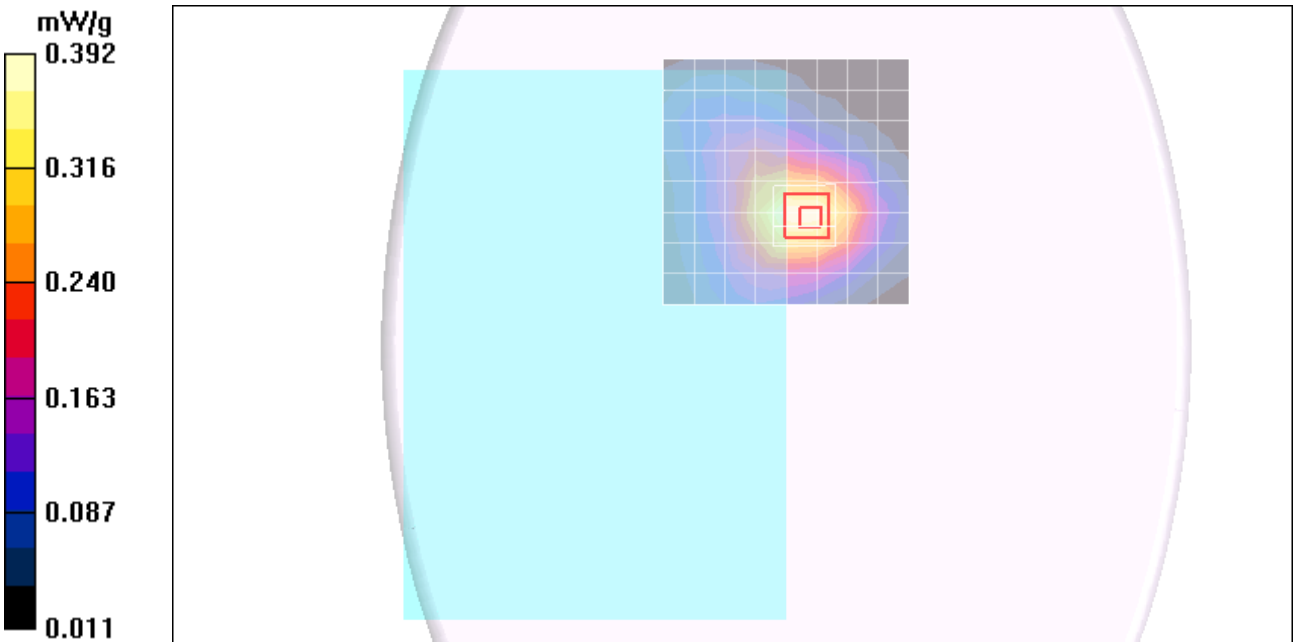
Reference Value = 20.4 V/m; Power Drift = -0.211 dB

Peak SAR (extrapolated) = 0.500 W/kg

SAR(1 g) = 0.357 mW/g; SAR(10 g) = 0.247 mW/g

[Info: Interpolated medium parameters used for SAR evaluation.](#)

Maximum value of SAR (measured) = 0.409 mW/g



Test Laboratory: Compliance Certification Services

Cellular 850_Secondary Landscape

DUT: Fujitsu-Australia; Type: NA; Serial: NA

Communication System: CDMA Cell Band; Frequency: 836.52 MHz; Duty Cycle: 1:1

Medium parameters used (interpolated): $f = 836.52$ MHz; $\sigma = 0.986$ mho/m; $\epsilon_r = 53.1$; $\rho = 1000$ kg/m³

Phantom section: Flat Section

Room Ambient Temperature: 24.0 deg. C; Liquid Temperature: 23.0 deg. C

DASY4 Configuration:

- Area Scan setting - Find Secondary Maximum Within: 2.0 dB and with a peak SAR value greater than 0.0012W/kg
- Probe: EX3DV3 - SN3531; ConvF(10.18, 10.18, 10.18); Calibrated: 2/23/2010
- Sensor-Surface: 3mm (Mechanical Surface Detection)
- Electronics: DAE3 Sn427; Calibrated: 7/21/2010
- Phantom: Flat Phantom ELI4.0; Type: QDOVA001BA; Serial: SN:1003
- Measurement SW: DASY4, V4.7 Build 80; Postprocessing SW: SEMCAD, V1.8 Build 186

M-ch_Ant retracted/Area Scan (8x9x1): Measurement grid: dx=15mm, dy=15mm

[Info: Interpolated medium parameters used for SAR evaluation.](#)

Maximum value of SAR (measured) = 0.298 mW/g

M-ch_Ant retracted/Zoom Scan (7x7x9)/Cube 0: Measurement grid: dx=5mm, dy=5mm, dz=3mm

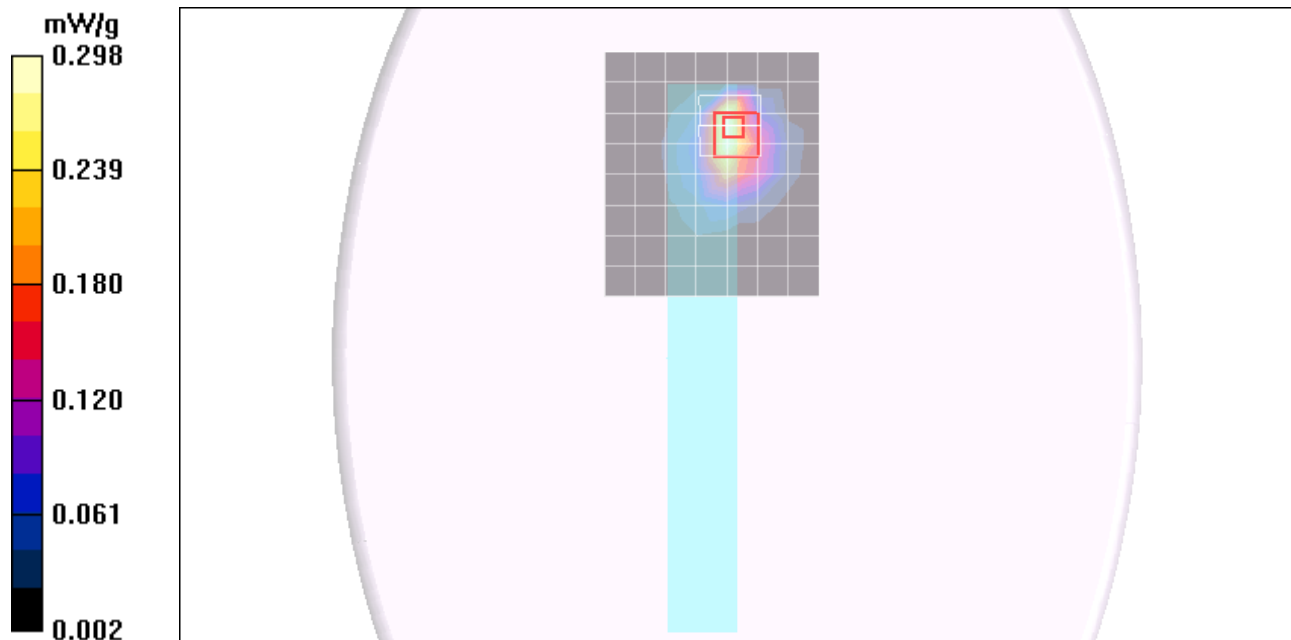
Reference Value = 17.3 V/m; Power Drift = -0.04 dB

Peak SAR (extrapolated) = 1.15 W/kg

SAR(1 g) = 0.304 mW/g; SAR(10 g) = 0.126 mW/g

[Info: Interpolated medium parameters used for SAR evaluation.](#)

Maximum value of SAR (measured) = 0.414 mW/g



Test Laboratory: Compliance Certification Services

Cellular 850_Secondary Landscape

DUT: Fujitsu-Australia; Type: NA; Serial: NA

Communication System: CDMA Cell Band; Frequency: 836.52 MHz; Duty Cycle: 1:1

Medium parameters used (interpolated): $f = 836.52$ MHz; $\sigma = 0.986$ mho/m; $\epsilon_r = 53.1$; $\rho = 1000$ kg/m³

Phantom section: Flat Section

Room Ambient Temperature: 24.0 deg. C; Liquid Temperature: 23.0 deg. C

DASY4 Configuration:

- Area Scan setting - Find Secondary Maximum Within: 2.0 dB and with a peak SAR value greater than 0.0012W/kg
- Probe: EX3DV3 - SN3531; ConvF(10.18, 10.18, 10.18); Calibrated: 2/23/2010
- Sensor-Surface: 3mm (Mechanical Surface Detection)
- Electronics: DAE3 Sn427; Calibrated: 7/21/2010
- Phantom: Flat Phantom ELI4.0; Type: QDOVA001BA; Serial: SN:1003
- Measurement SW: DASY4, V4.7 Build 80; Postprocessing SW: SEMCAD, V1.8 Build 186

M-ch_Ant retracted/Area Scan (8x9x1): Measurement grid: dx=15mm, dy=15mm

[Info: Interpolated medium parameters used for SAR evaluation.](#)

Maximum value of SAR (measured) = 0.267 mW/g

M-ch_Ant retracted/Zoom Scan (7x7x9)/Cube 0: Measurement grid: dx=5mm, dy=5mm, dz=3mm

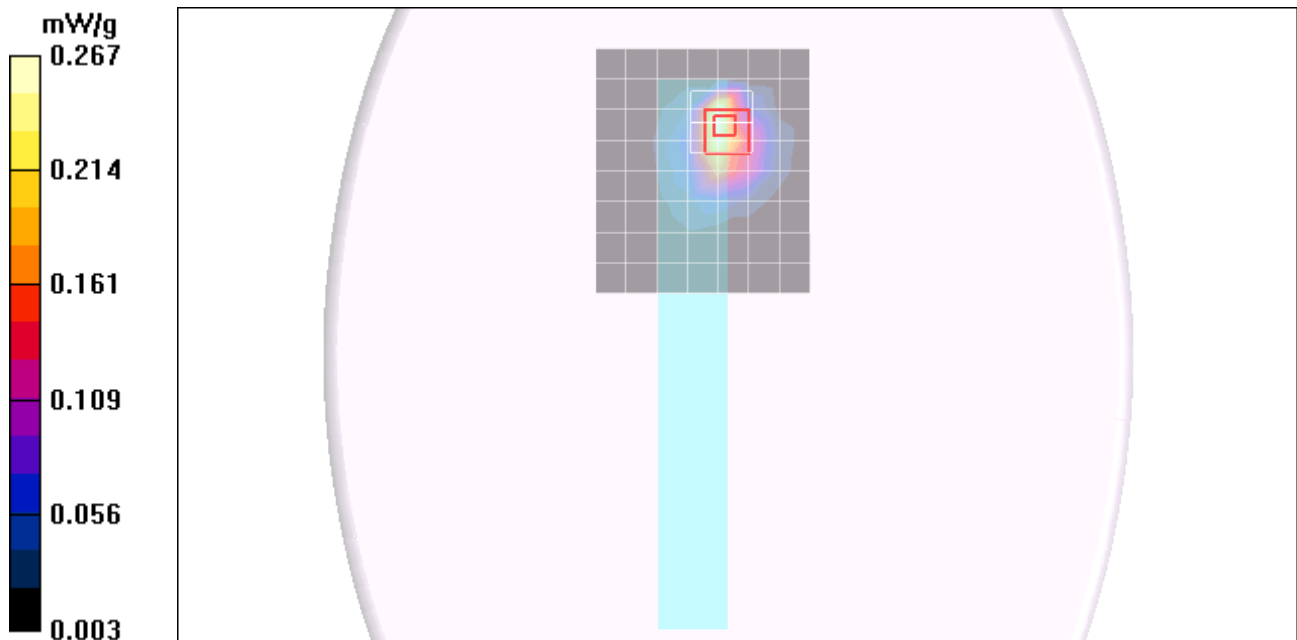
Reference Value = 16.0 V/m; Power Drift = -0.182 dB

Peak SAR (extrapolated) = 0.932 W/kg

SAR(1 g) = 0.275 mW/g; SAR(10 g) = 0.115 mW/g

[Info: Interpolated medium parameters used for SAR evaluation.](#)

Maximum value of SAR (measured) = 0.368 mW/g



Test Laboratory: Compliance Certification Services

Cellular 850_Primary Portrait

DUT: Fujitsu-Australia; Type: NA; Serial: NA

Communication System: CDMA Cell Band; Frequency: 836.52 MHz; Duty Cycle: 1:1

Medium parameters used (interpolated): $f = 836.52$ MHz; $\sigma = 0.986$ mho/m; $\epsilon_r = 53.1$; $\rho = 1000$ kg/m³

Phantom section: Flat Section

Room Ambient Temperature: 24.0 deg. C; Liquid Temperature: 23.0 deg. C

DASY4 Configuration:

- Area Scan setting - Find Secondary Maximum Within: 2.0 dB and with a peak SAR value greater than 0.0012W/kg
- Probe: EX3DV3 - SN3531; ConvF(10.18, 10.18, 10.18); Calibrated: 2/23/2010
- Sensor-Surface: 3mm (Mechanical Surface Detection)
- Electronics: DAE3 Sn427; Calibrated: 7/21/2010
- Phantom: Flat Phantom ELI4.0; Type: QDOVA001BA; Serial: SN:1003
- Measurement SW: DASY4, V4.7 Build 80; Postprocessing SW: SEMCAD, V1.8 Build 186

M-ch_Ant retracted/Area Scan (7x11x1): Measurement grid: dx=15mm, dy=15mm

[Info: Interpolated medium parameters used for SAR evaluation.](#)

Maximum value of SAR (measured) = 0.026 mW/g

M-ch_Ant retracted/Zoom Scan (7x7x9)/Cube 0: Measurement grid: dx=5mm, dy=5mm, dz=3mm

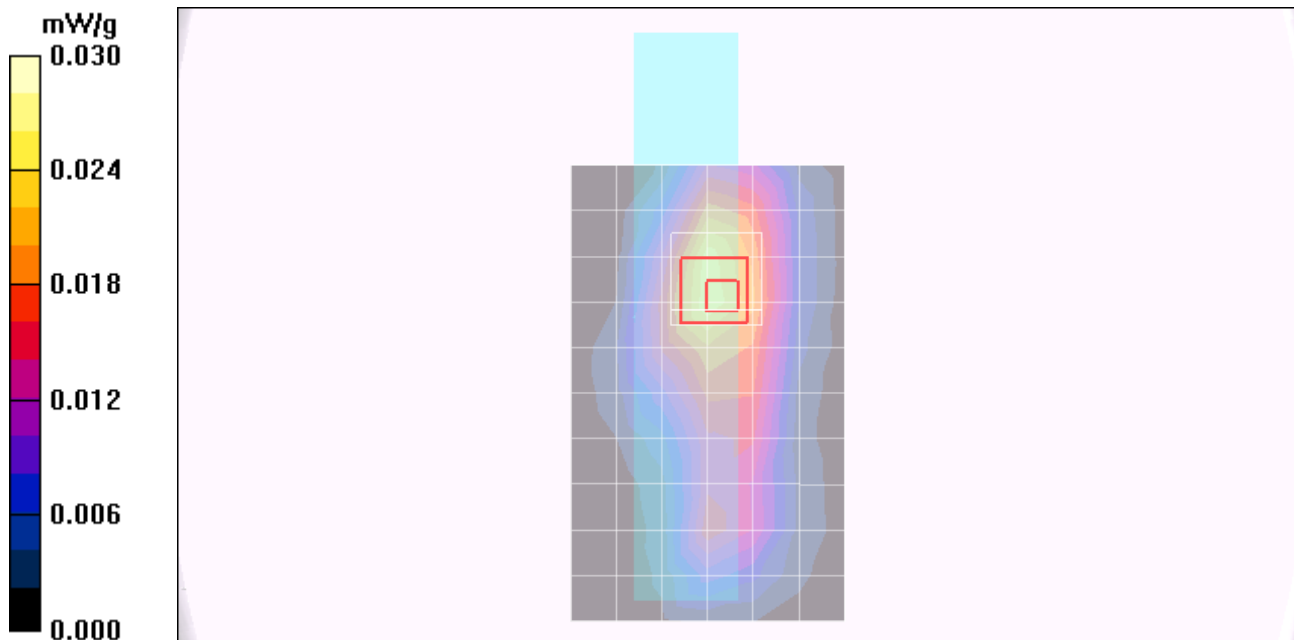
Reference Value = 5.15 V/m; Power Drift = -0.109 dB

Peak SAR (extrapolated) = 0.039 W/kg

SAR(1 g) = 0.023 mW/g; SAR(10 g) = 0.016 mW/g

[Info: Interpolated medium parameters used for SAR evaluation.](#)

Maximum value of SAR (measured) = 0.027 mW/g



Test Laboratory: Compliance Certification Services

Cellular 850_Primary Portrait

DUT: Fujitsu-Australia; Type: NA; Serial: NA

Communication System: CDMA Cell Band; Frequency: 836.52 MHz; Duty Cycle: 1:1

Medium parameters used (interpolated): $f = 836.52$ MHz; $\sigma = 0.986$ mho/m; $\epsilon_r = 53.1$; $\rho = 1000$ kg/m³

Phantom section: Flat Section

Room Ambient Temperature: 24.0 deg. C; Liquid Temperature: 23.0 deg. C

DASY4 Configuration:

- Area Scan setting - Find Secondary Maximum Within: 2.0 dB and with a peak SAR value greater than 0.0012W/kg
- Probe: EX3DV3 - SN3531; ConvF(10.18, 10.18, 10.18); Calibrated: 2/23/2010
- Sensor-Surface: 3mm (Mechanical Surface Detection)
- Electronics: DAE3 Sn427; Calibrated: 7/21/2010
- Phantom: Flat Phantom ELI4.0; Type: QDOVA001BA; Serial: SN:1003
- Measurement SW: DASY4, V4.7 Build 80; Postprocessing SW: SEMCAD, V1.8 Build 186

M-ch_Ant extended/Area Scan (7x11x1): Measurement grid: dx=15mm, dy=15mm

[Info: Interpolated medium parameters used for SAR evaluation.](#)

Maximum value of SAR (measured) = 0.446 mW/g

M-ch_Ant extended/Zoom Scan (7x7x9)/Cube 0: Measurement grid: dx=5mm, dy=5mm, dz=3mm

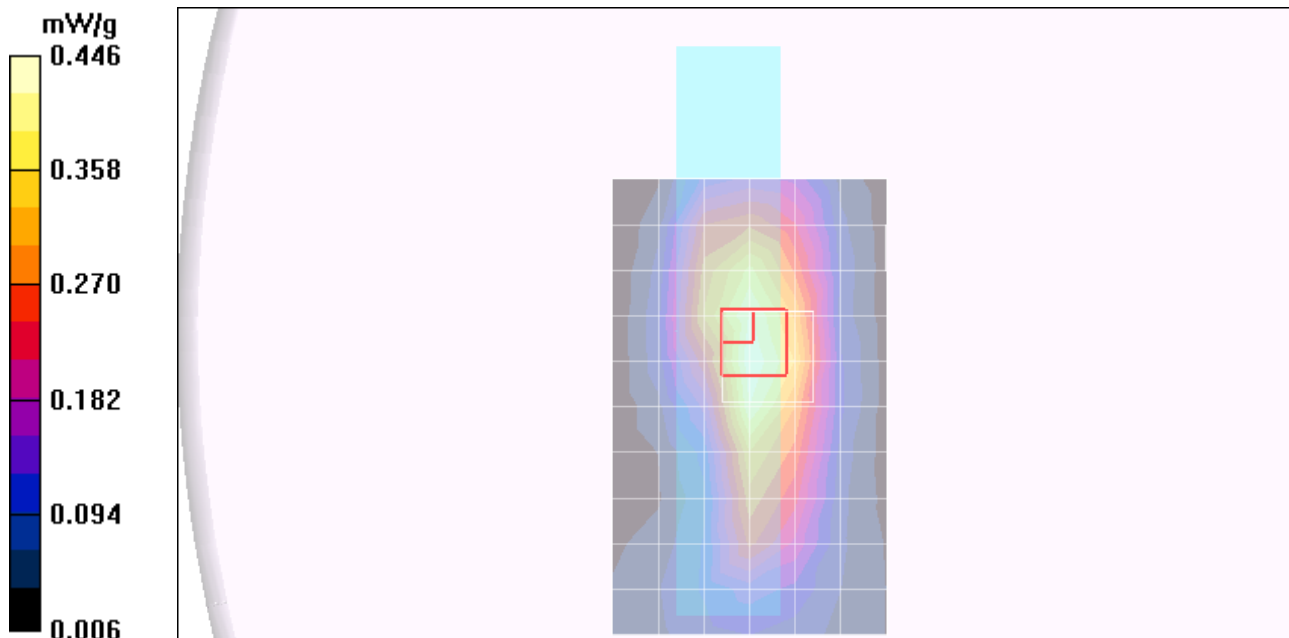
Reference Value = 19.1 V/m; Power Drift = 0.044 dB

Peak SAR (extrapolated) = 0.602 W/kg

SAR(1 g) = 0.390 mW/g; SAR(10 g) = 0.234 mW/g

[Info: Interpolated medium parameters used for SAR evaluation.](#)

Maximum value of SAR (measured) = 0.472 mW/g



Test Laboratory: Compliance Certification Services

Cellular 850_Primary Portrait

DUT: Fujitsu-Australia; Type: NA; Serial: NA

Communication System: CDMA Cell Band; Frequency: 836.52 MHz; Duty Cycle: 1:1

M-ch_Ant extended/Z Scan (1x1x29): Measurement grid: dx=20mm, dy=20mm, dz=3.5mm

[Info: Interpolated medium parameters used for SAR evaluation.](#)

Maximum value of SAR (measured) = 0.479 mW/g

