

#01_GSM850_GPRS (2 Tx slots)_Bottom Face_0mm_Ch128

Communication System: GSM850 ; Frequency: 824.2 MHz; Duty Cycle: 1:4.15

Medium: MSL_850_150604 Medium parameters used: $f = 824.2$ MHz; $\sigma = 0.97$ S/m; $\epsilon_r = 56.175$; $\rho = 1000$ kg/m³

Ambient Temperature : 23.2 °C ; Liquid Temperature : 22.2 °C

DASY5 Configuration

- Probe: EX3DV4 - SN3697; ConvF(8.75, 8.75, 8.75); Calibrated: 2014/9/29;
- Sensor-Surface: 1.4mm (Mechanical Surface Detection)
- Electronics: DAE4 Sn1388; Calibrated: 2014/9/24
- Phantom: ELI_Left; Type: QDOVA002AA; Serial: TP:1131
- Measurement SW: DASY52, Version 52.8 (8); SEMCAD X Version 14.6.10 (7331)

Configuration/Ch128/Area Scan (61x81x1): Interpolated grid: dx=1.500 mm, dy=1.500 mm
Maximum value of SAR (interpolated) = 1.13 W/kg

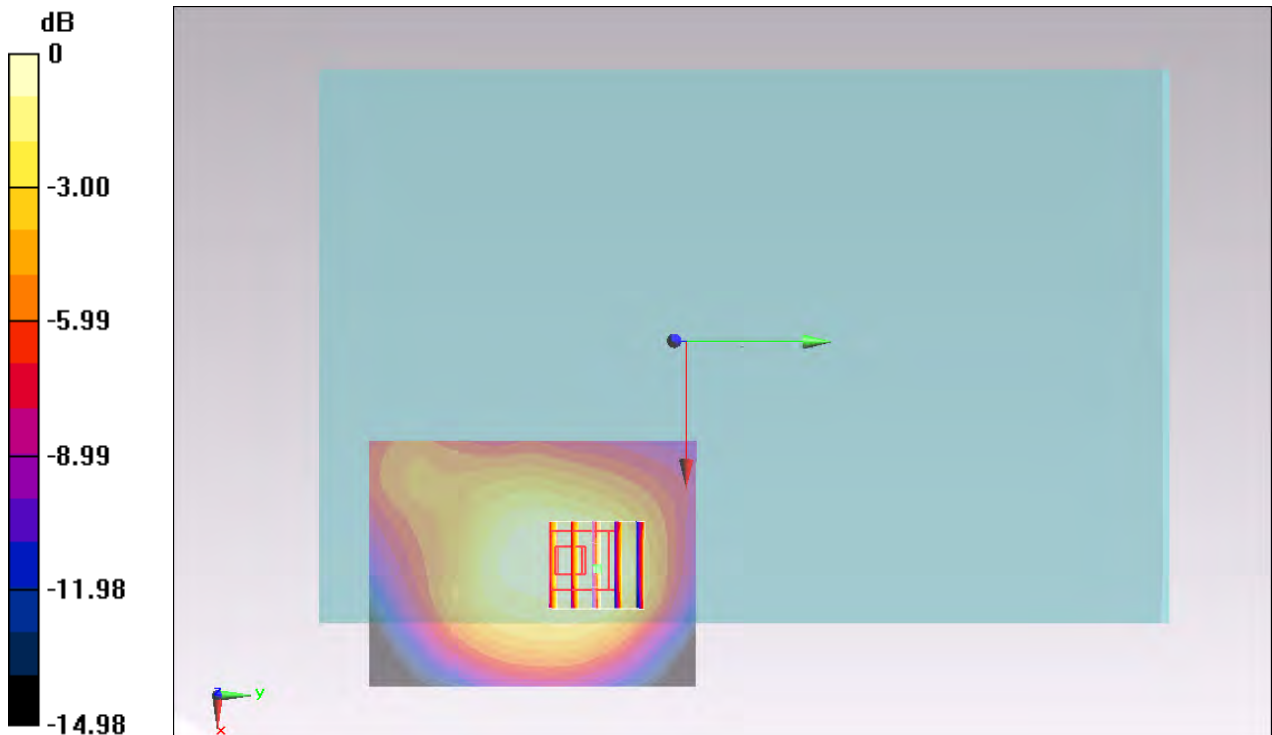
Configuration/Ch128/Zoom Scan (5x5x7)/Cube 0: Measurement grid: dx=8mm, dy=8mm, dz=5mm

Reference Value = 34.55 V/m; Power Drift = -0.12 dB

Peak SAR (extrapolated) = 1.18 W/kg

SAR(1 g) = 0.803 W/kg; SAR(10 g) = 0.541 W/kg

Maximum value of SAR (measured) = 1.03 W/kg



0 dB = 1.03 W/kg = 0.13 dBW/kg

#02_GSM1900_GPRS (2 Tx slots)_Bottom Face_0mm_Ch512

Communication System: PCS ; Frequency: 1850.2 MHz; Duty Cycle: 1:4.15
 Medium: MSL_1900_150603 Medium parameters used : $f = 1850.2$ MHz; $\sigma = 1.486$ S/m; $\epsilon_r = 55.406$; $\rho = 1000$ kg/m³
 Ambient Temperature : 23.1 °C ; Liquid Temperature : 22.1 °C

DASY5 Configuration

- Probe: EX3DV4 - SN3697; ConvF(7.06, 7.06, 7.06); Calibrated: 2014/9/29;
- Sensor-Surface: 1.4mm (Mechanical Surface Detection)
- Electronics: DAE4 Sn1388; Calibrated: 2014/9/24
- Phantom: ELI v4.0; Type: QDOVA001BB; Serial: TP:1127
- Measurement SW: DASY52, Version 52.8 (8); SEMCAD X Version 14.6.10 (7331)

Configuration/Ch512/Area Scan (51x81x1): Interpolated grid: dx=1.500 mm, dy=1.500 mm
 Maximum value of SAR (interpolated) = 1.21 W/kg

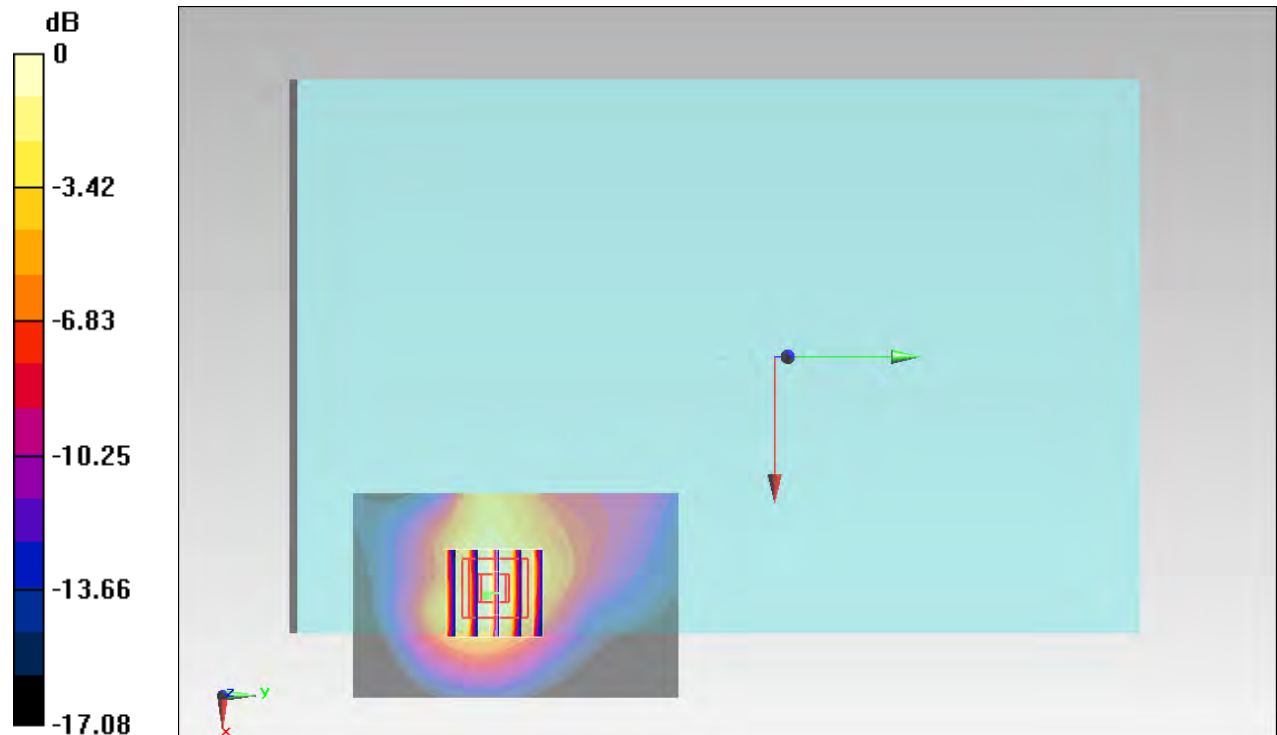
Configuration/Ch512/Zoom Scan (5x5x7)/Cube 0: Measurement grid: dx=8mm, dy=8mm, dz=5mm

Reference Value = 29.37 V/m; Power Drift = 0.00 dB

Peak SAR (extrapolated) = 1.43 W/kg

SAR(1 g) = 0.840 W/kg; SAR(10 g) = 0.474 W/kg

Maximum value of SAR (measured) = 1.22 W/kg



0 dB = 1.22 W/kg = 0.86 dBW/kg

#03_WCDMA V_RMC 12.2Kbps_Bottom Face_0mm_Ch4182

Communication System: WCDMA ; Frequency: 836.4 MHz;Duty Cycle: 1:1
 Medium: MSL_850_150604 Medium parameters used : $f = 836.4$ MHz; $\sigma = 0.982$ S/m; $\epsilon_r = 56.072$;
 $\rho = 1000$ kg/m³
 Ambient Temperature : 23.2 °C; Liquid Temperature : 22.2 °C

DASY5 Configuration

- Probe: EX3DV4 - SN3697; ConvF(8.75, 8.75, 8.75); Calibrated: 2014/9/29;
- Sensor-Surface: 1.4mm (Mechanical Surface Detection)
- Electronics: DAE4 Sn1388; Calibrated: 2014/9/24
- Phantom: ELI_Left; Type: QDOVA002AA; Serial: TP:1131
- Measurement SW: DASY52, Version 52.8 (8); SEMCAD X Version 14.6.10 (7331)

Configuration/Ch4182/Area Scan (61x81x1): Interpolated grid: dx=1.500 mm, dy=1.500 mm

Maximum value of SAR (interpolated) = 0.622 W/kg

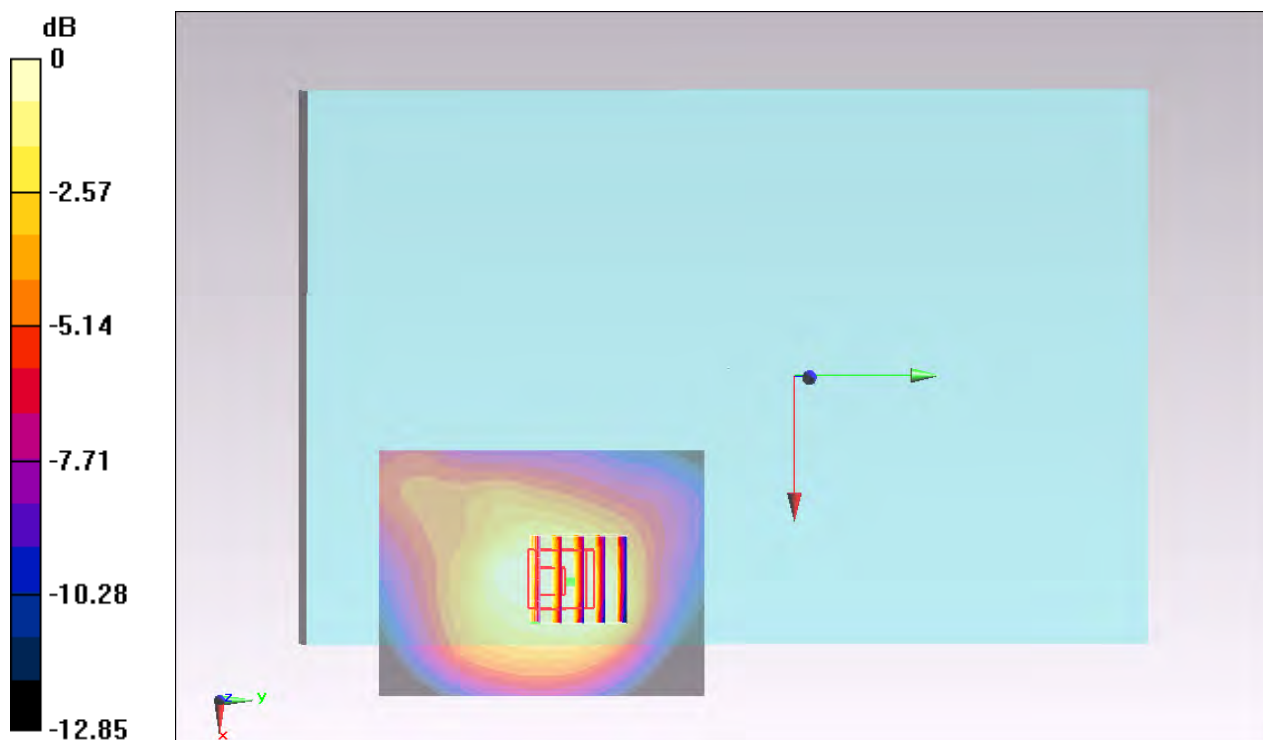
Configuration/Ch4182/Zoom Scan (5x5x7)/Cube 0: Measurement grid: dx=8mm, dy=8mm, dz=5mm

Reference Value = 26.12 V/m; Power Drift = -0.02 dB

Peak SAR (extrapolated) = 0.695 W/kg

SAR(1 g) = 0.506 W/kg; SAR(10 g) = 0.359 W/kg

Maximum value of SAR (measured) = 0.611 W/kg



0 dB = 0.611 W/kg = -2.14 dBW/kg

#04_WCDMA IV_RMC 12.2Kbps_Bottom Face_0mm_Ch1312

Communication System: WCDMA ; Frequency: 1712.4 MHz;Duty Cycle: 1:1
Medium: MSL_1750_150604 Medium parameters used : $f = 1712.4$ MHz; $\sigma = 1.493$ S/m; $\epsilon_r = 54.131$; $\rho = 1000$ kg/m³
Ambient Temperature : 23.3 °C; Liquid Temperature : 22.3 °C

DASY5 Configuration

- Probe: EX3DV4 - SN3697; ConvF(7.38, 7.38, 7.38); Calibrated: 2014/9/29;
- Sensor-Surface: 1.4mm (Mechanical Surface Detection)
- Electronics: DAE4 Sn1388; Calibrated: 2014/9/24
- Phantom: ELI v4.0; Type: QDOVA001BB; Serial: TP:1127
- Measurement SW: DASY52, Version 52.8 (8); SEMCAD X Version 14.6.10 (7331)

Configuration/Ch1312/Area Scan (61x81x1): Interpolated grid: dx=1.500 mm, dy=1.500 mm

Maximum value of SAR (interpolated) = 1.09 W/kg

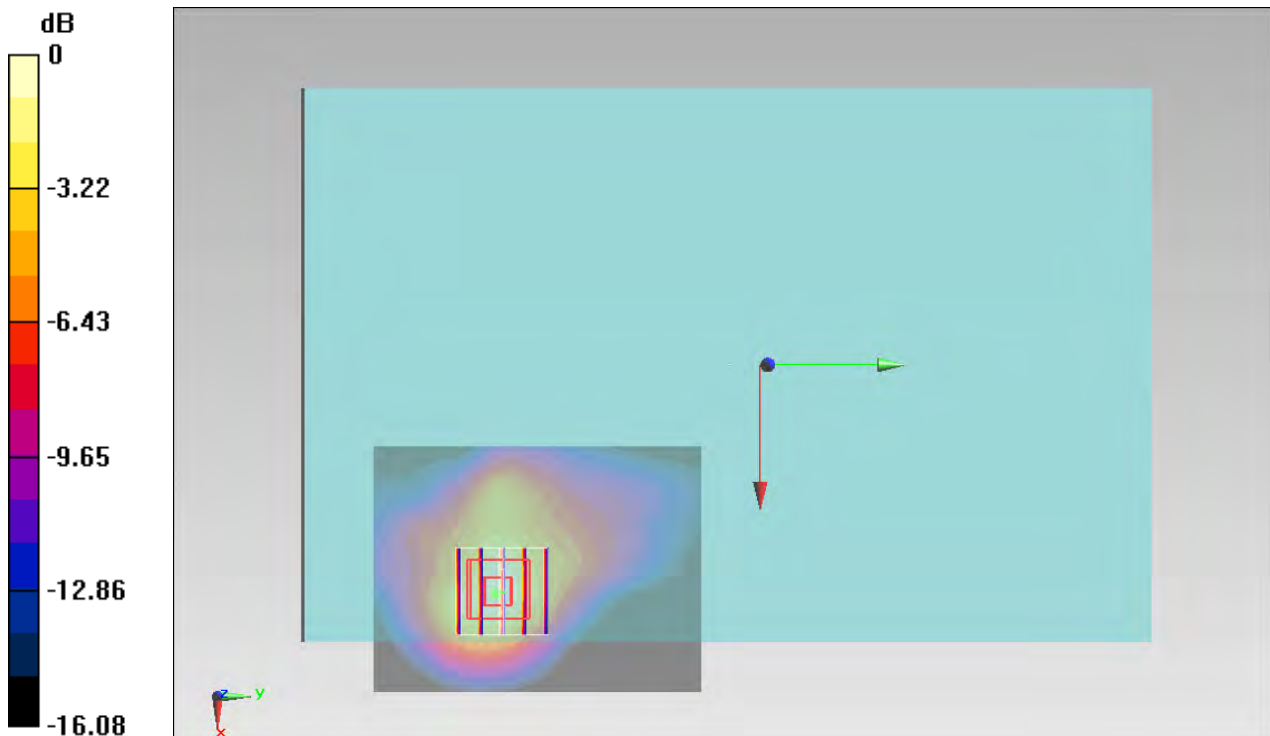
Configuration/Ch1312/Zoom Scan (5x5x7)/Cube 0: Measurement grid: dx=8mm, dy=8mm, dz=5mm

Reference Value = 27.86 V/m; Power Drift = -0.00 dB

Peak SAR (extrapolated) = 1.23 W/kg

SAR(1 g) = 0.742 W/kg; SAR(10 g) = 0.424 W/kg

Maximum value of SAR (measured) = 1.06 W/kg



0 dB = 1.06 W/kg = 0.25 dBW/kg

#05_WCDMA II_RMC 12.2Kbps_Bottom Face_0mm_Ch9400

Communication System: WCDMA ; Frequency: 1880 MHz;Duty Cycle: 1:1
 Medium: MSL_1900_150603 Medium parameters used: $f = 1880$ MHz; $\sigma = 1.514$ S/m; $\epsilon_r = 55.246$;
 $\rho = 1000$ kg/m³
 Ambient Temperature : 23.1 °C ; Liquid Temperature : 22.1 °C

DASY5 Configuration

- Probe: EX3DV4 - SN3697; ConvF(7.06, 7.06, 7.06); Calibrated: 2014/9/29;
- Sensor-Surface: 1.4mm (Mechanical Surface Detection)
- Electronics: DAE4 Sn1388; Calibrated: 2014/9/24
- Phantom: ELI v4.0; Type: QDOVA001BB; Serial: TP:1127
- Measurement SW: DASY52, Version 52.8 (8); SEMCAD X Version 14.6.10 (7331)

Configuration/Ch9400/Area Scan (61x81x1): Interpolated grid: dx=1.500 mm, dy=1.500 mm

Maximum value of SAR (interpolated) = 1.09 W/kg

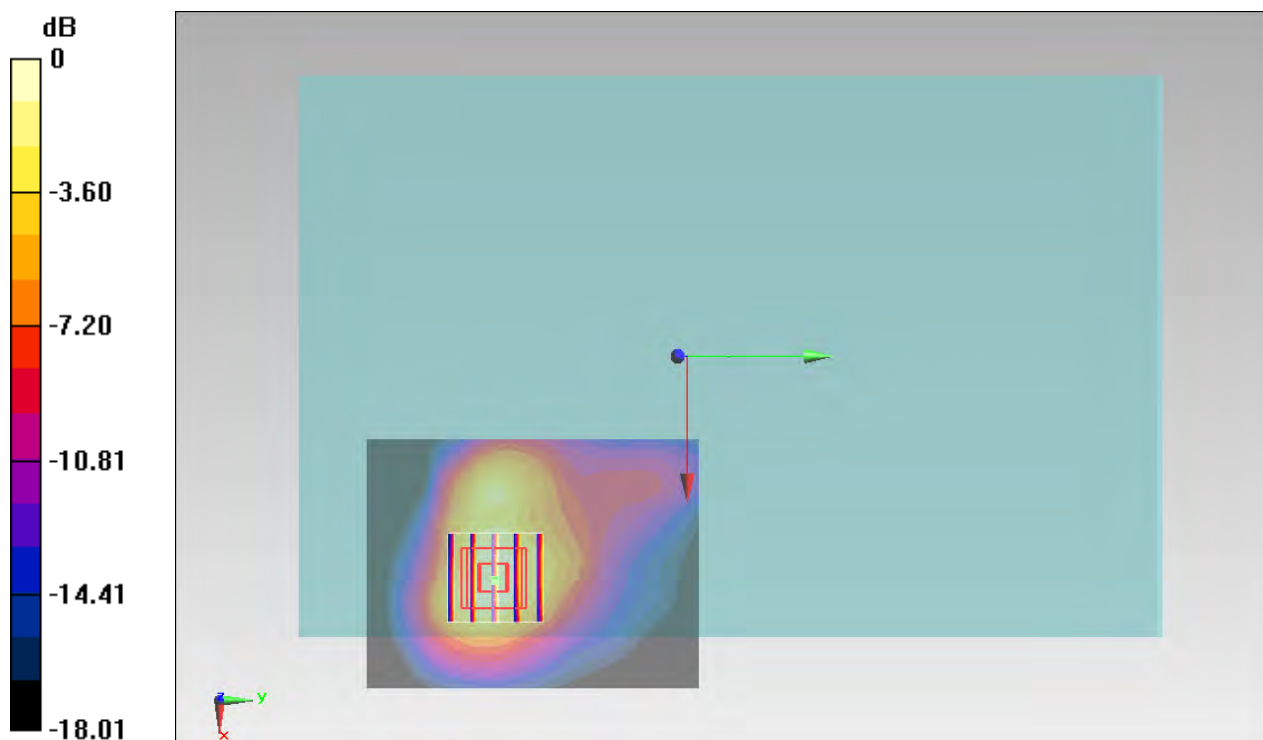
Configuration/Ch9400/Zoom Scan (5x5x7)/Cube 0: Measurement grid: dx=8mm, dy=8mm, dz=5mm

Reference Value = 28.02 V/m; Power Drift = -0.07 dB

Peak SAR (extrapolated) = 1.24 W/kg

SAR(1 g) = 0.733 W/kg; SAR(10 g) = 0.403 W/kg

Maximum value of SAR (measured) = 1.06 W/kg



0 dB = 1.06 W/kg = 0.25 dBW/kg

#06_CDMA2000 BC10_RTAP 153.6Kbps_Bottom Face_0mm_Ch684

Communication System: CDMA ; Frequency: 823.1 MHz; Duty Cycle: 1:1
Medium: MSL_850_150604 Medium parameters used: $f = 823.1$ MHz; $\sigma = 0.969$ S/m; $\epsilon_r = 56.184$;
 $\rho = 1000$ kg/m³
Ambient Temperature : 23.2 °C ; Liquid Temperature : 22.2 °C

DASY5 Configuration

- Probe: EX3DV4 - SN3697; ConvF(8.75, 8.75, 8.75); Calibrated: 2014/9/29;
- Sensor-Surface: 1.4mm (Mechanical Surface Detection)
- Electronics: DAE4 Sn1388; Calibrated: 2014/9/24
- Phantom: ELI_Left; Type: QDOVA002AA; Serial: TP:1131
- Measurement SW: DASY52, Version 52.8 (8); SEMCAD X Version 14.6.10 (7331)

Configuration/Ch684/Area Scan (61x81x1): Interpolated grid: dx=1.500 mm, dy=1.500 mm
Maximum value of SAR (interpolated) = 0.712 W/kg

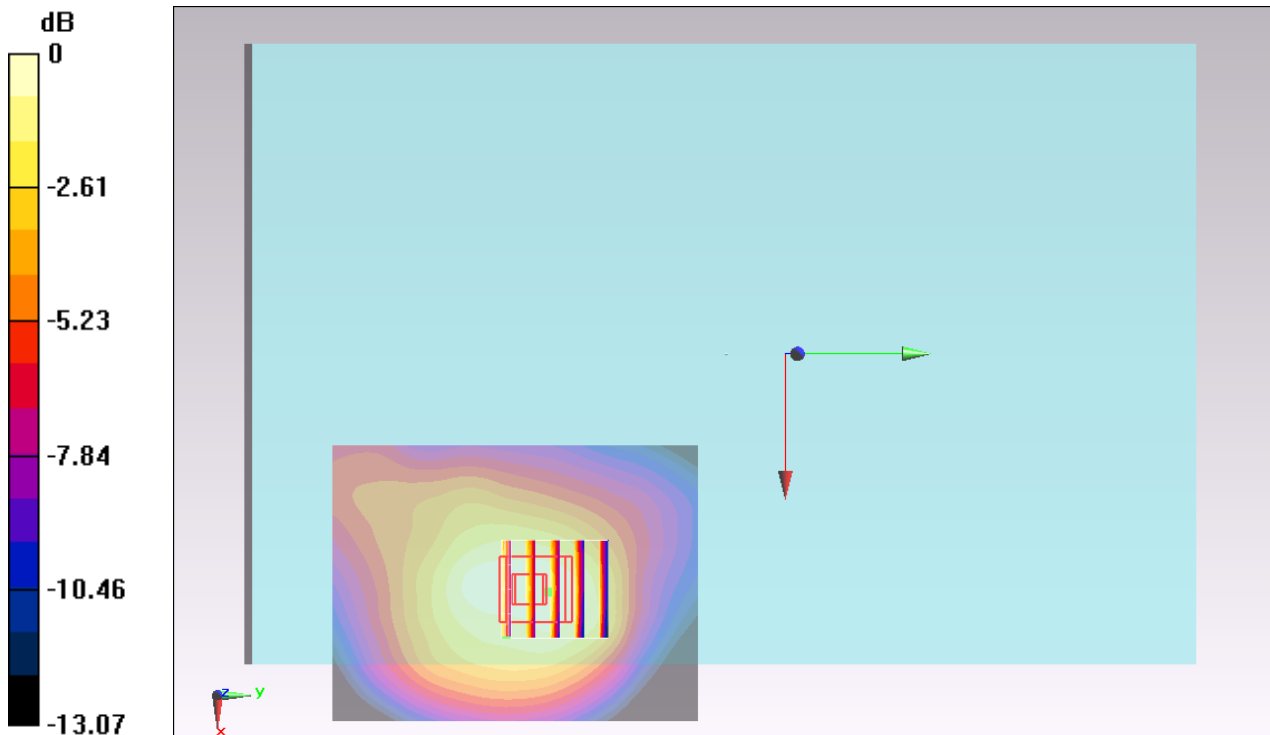
Configuration/Ch684/Zoom Scan (5x5x7)/Cube 0: Measurement grid: dx=8mm, dy=8mm, dz=5mm

Reference Value = 28.04 V/m; Power Drift = 0.00 dB

Peak SAR (extrapolated) = 0.791 W/kg

SAR(1 g) = 0.555 W/kg; SAR(10 g) = 0.392 W/kg

Maximum value of SAR (measured) = 0.697 W/kg



0 dB = 0.697 W/kg = -1.57 dBW/kg

#07_CDMA2000 BC0_RTAP 153.6Kbps_Bottom Face_0mm_Ch777

Communication System: CDMA ; Frequency: 848.31 MHz;Duty Cycle: 1:1
Medium: MSL_850_150604 Medium parameters used: $f = 848.31$ MHz; $\sigma = 0.994$ S/m; $\epsilon_r = 55.98$;
 $\rho = 1000$ kg/m³
Ambient Temperature : 23.2 °C ; Liquid Temperature : 22.2 °C

DASY5 Configuration

- Probe: EX3DV4 - SN3697; ConvF(8.75, 8.75, 8.75); Calibrated: 2014/9/29;
- Sensor-Surface: 1.4mm (Mechanical Surface Detection)
- Electronics: DAE4 Sn1388; Calibrated: 2014/9/24
- Phantom: ELI_Left; Type: QDOVA002AA; Serial: TP:1131
- Measurement SW: DASY52, Version 52.8 (8); SEMCAD X Version 14.6.10 (7331)

Configuration/Ch777/Area Scan (61x81x1): Interpolated grid: dx=1.500 mm, dy=1.500 mm
Maximum value of SAR (interpolated) = 0.727 W/kg

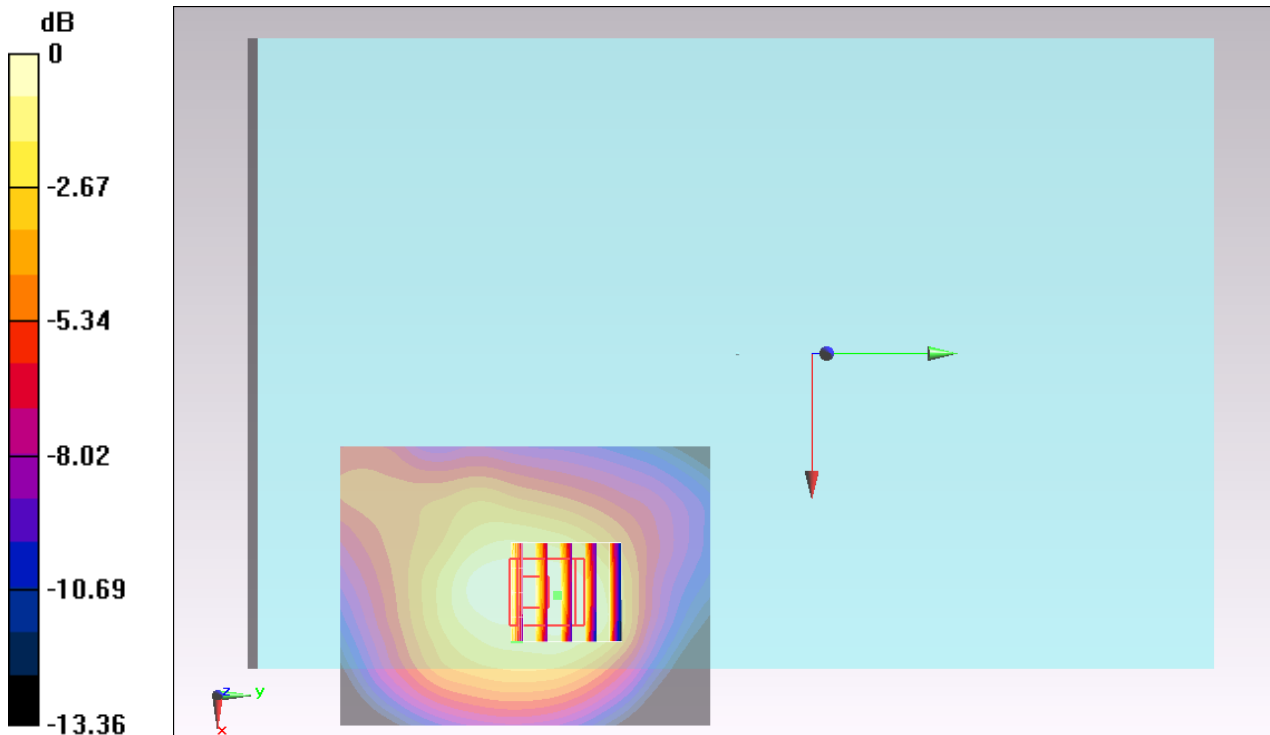
Configuration/Ch777/Zoom Scan (5x5x7)/Cube 0: Measurement grid: dx=8mm, dy=8mm, dz=5mm

Reference Value = 27.91 V/m; Power Drift = -0.05 dB

Peak SAR (extrapolated) = 0.792 W/kg

SAR(1 g) = 0.578 W/kg; SAR(10 g) = 0.402 W/kg

Maximum value of SAR (measured) = 0.703 W/kg



0 dB = 0.703 W/kg = -1.53 dBW/kg

#08_CDMA2000 BC1_RTAP 153.6Kbps_Bottom Face_0mm_Ch1175

Communication System: CDMA ; Frequency: 1908.75 MHz; Duty Cycle: 1:1
Medium: MSL_1900_150603 Medium parameters used: $f = 1909$ MHz; $\sigma = 1.555$ S/m; $\epsilon_r = 55.109$;
 $\rho = 1000$ kg/m³
Ambient Temperature : 23.1 °C ; Liquid Temperature : 22.1 °C

DASY5 Configuration

- Probe: EX3DV4 - SN3697; ConvF(7.06, 7.06, 7.06); Calibrated: 2014/9/29;
- Sensor-Surface: 1.4mm (Mechanical Surface Detection)
- Electronics: DAE4 Sn1388; Calibrated: 2014/9/24
- Phantom: ELI v4.0; Type: QDOVA001BB; Serial: TP:1127
- Measurement SW: DASY52, Version 52.8 (8); SEMCAD X Version 14.6.10 (7331)

Configuration/Ch1175/Area Scan (41x81x1): Interpolated grid: dx=1.500 mm, dy=1.500 mm

Maximum value of SAR (interpolated) = 1.38 W/kg

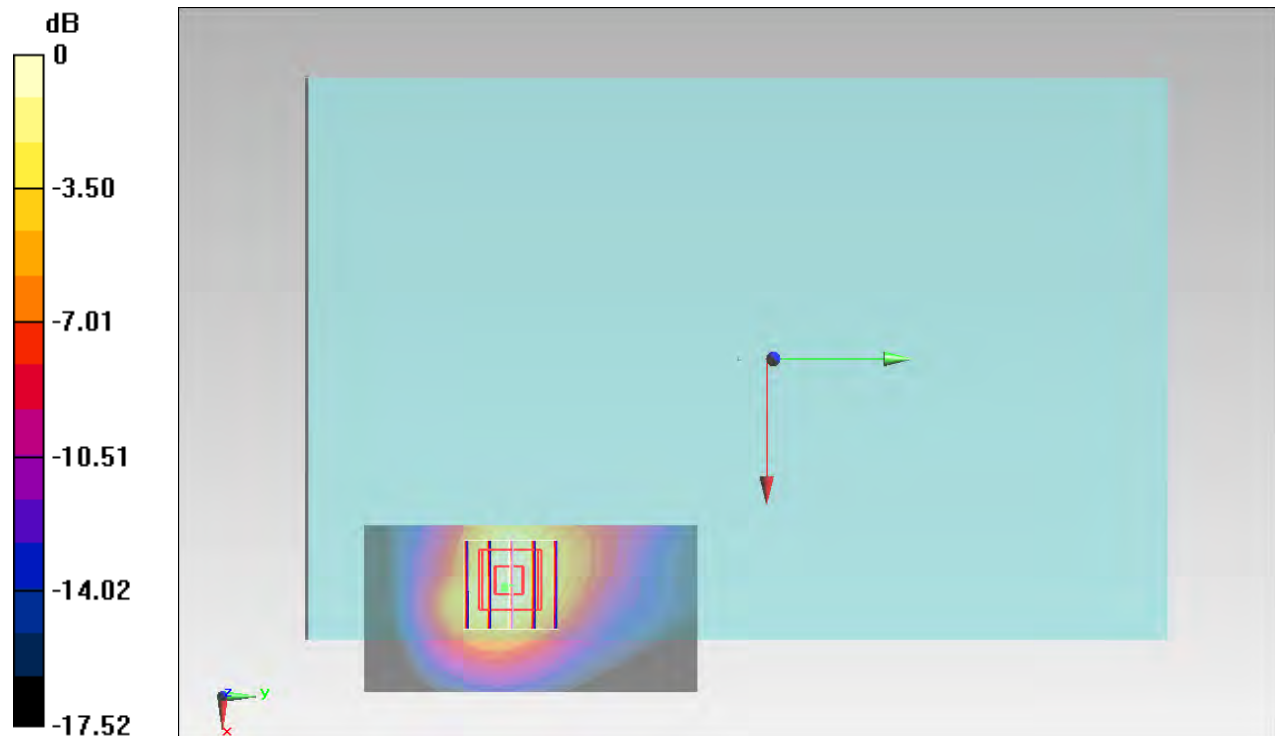
Configuration/Ch1175/Zoom Scan (5x5x7)/Cube 0: Measurement grid: dx=8mm, dy=8mm, dz=5mm

Reference Value = 30.85 V/m; Power Drift = 0.06 dB

Peak SAR (extrapolated) = 1.60 W/kg

SAR(1 g) = 0.931 W/kg; SAR(10 g) = 0.515 W/kg

Maximum value of SAR (measured) = 1.36 W/kg



0 dB = 1.36 W/kg = 1.34 dBW/kg

#09_LTE Band 17_10M_QPSK_1RB_0Offset_Slant of Edge 1_0mm_Ch23790

Communication System: LTE ; Frequency: 710 MHz;Duty Cycle: 1:1

Medium: MSL_750_150608 Medium parameters used: $f = 710 \text{ MHz}$; $\sigma = 0.932 \text{ S/m}$; $\epsilon_r = 58.264$; $\rho = 1000 \text{ kg/m}^3$

Ambient Temperature : $23.5 \text{ }^\circ\text{C}$; Liquid Temperature : $22.5 \text{ }^\circ\text{C}$

DASY5 Configuration

- Probe: EX3DV4 - SN3931; ConvF(10.1, 10.1, 10.1); Calibrated: 2014/9/25;
- Sensor-Surface: 1.4mm (Mechanical Surface Detection)
- Electronics: DAE3 Sn577; Calibrated: 2014/10/6
- Phantom: ELI v4.0; Type: QDOVA001BB; Serial: TP:1127
- Measurement SW: DASY52, Version 52.8 (8); SEMCAD X Version 14.6.10 (7331)

Configuration/Ch23790/Area Scan (61x81x1): Interpolated grid: $dx=1.500 \text{ mm}$, $dy=1.500 \text{ mm}$

Maximum value of SAR (interpolated) = 1.13 W/kg

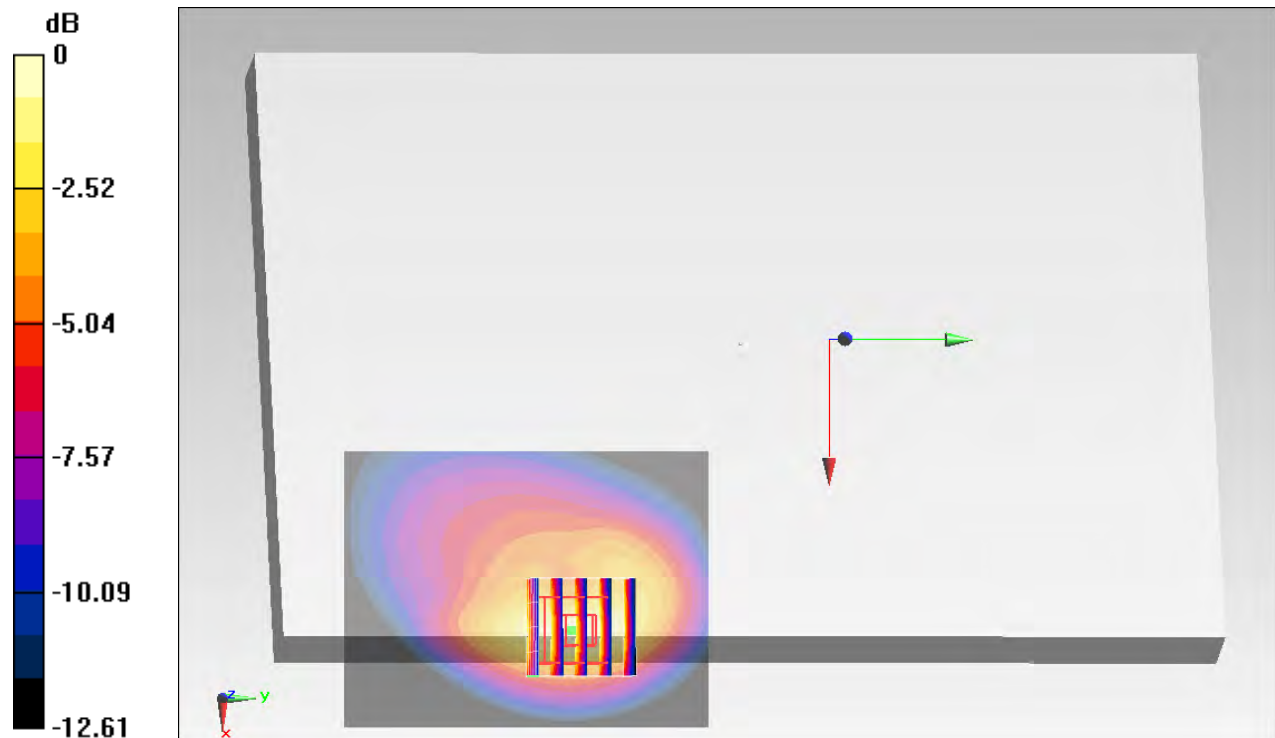
Configuration/Ch23790/Zoom Scan (5x5x7)/Cube 0: Measurement grid: $dx=8\text{mm}$, $dy=8\text{mm}$, $dz=5\text{mm}$

Reference Value = 36.35 V/m ; Power Drift = -0.10 dB

Peak SAR (extrapolated) = 1.34 W/kg

SAR(1 g) = 0.794 W/kg ; SAR(10 g) = 0.478 W/kg

Maximum value of SAR (measured) = 1.15 W/kg



0 dB = 1.15 W/kg = 0.61 dBW/kg

#10_LTE Band 13_10M_QPSK_1RB_0Offset_Bottom Face_0mm_Ch23230

Communication System: LTE ; Frequency: 782 MHz;Duty Cycle: 1:1

Medium: MSL_750_150608 Medium parameters used: $f = 782 \text{ MHz}$; $\sigma = 0.997 \text{ S/m}$; $\epsilon_r = 57.52$; $\rho = 1000 \text{ kg/m}^3$

Ambient Temperature : $23.5 \text{ }^\circ\text{C}$; Liquid Temperature : $22.5 \text{ }^\circ\text{C}$

DASY5 Configuration

- Probe: EX3DV4 - SN3954; ConvF(10.07, 10.07, 10.07); Calibrated: 2014/11/21;
- Sensor-Surface: 1.4mm (Mechanical Surface Detection)
- Electronics: DAE4 Sn1279; Calibrated: 2014/7/23
- Phantom: ELI v4.0; Type: QDOVA001BB; Serial: TP:1127
- Measurement SW: DASY52, Version 52.8 (8); SEMCAD X Version 14.6.10 (7331)

Configuration/Ch23230/Area Scan (61x81x1): Interpolated grid: $dx=1.500 \text{ mm}$, $dy=1.500 \text{ mm}$

Maximum value of SAR (interpolated) = 0.793 W/kg

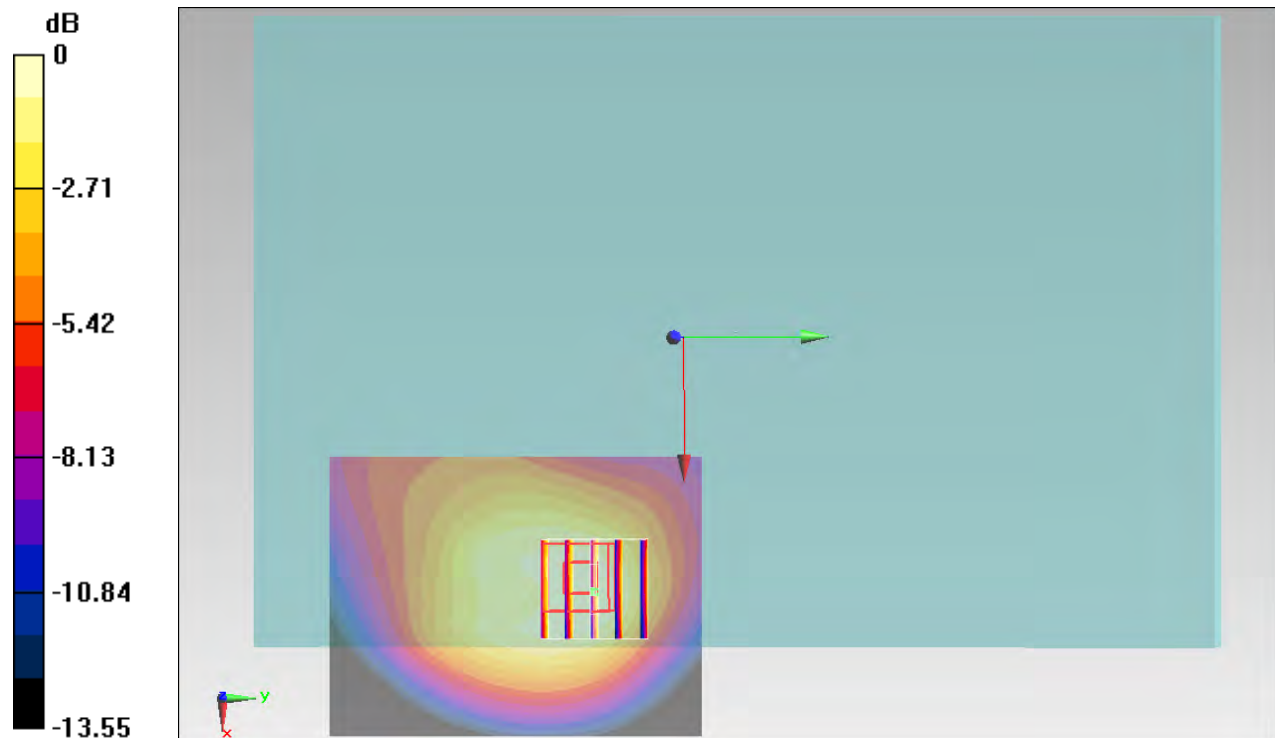
Configuration/Ch23230/Zoom Scan (5x5x7)/Cube 0: Measurement grid: $dx=8\text{mm}$, $dy=8\text{mm}$, $dz=5\text{mm}$

Reference Value = 28.69 V/m ; Power Drift = -0.04 dB

Peak SAR (extrapolated) = 0.899 W/kg

SAR(1 g) = 0.575 W/kg ; SAR(10 g) = 0.390 W/kg

Maximum value of SAR (measured) = 0.779 W/kg



0 dB = $0.779 \text{ W/kg} = -1.08 \text{ dBW/kg}$

#11_LTE Band 5_10M_QPSK_1RB_0Offset_Bottom Face_0mm_Ch20525

Communication System: LTE ; Frequency: 836.5 MHz;Duty Cycle: 1:1

Medium: MSL_850_150604 Medium parameters used: $f = 836.5$ MHz; $\sigma = 0.982$ S/m; $\epsilon_r = 56.071$;

$\rho = 1000$ kg/m³

Ambient Temperature : 23.2 °C ; Liquid Temperature : 22.2 °C

DASY5 Configuration

- Probe: EX3DV4 - SN3697; ConvF(8.75, 8.75, 8.75); Calibrated: 2014/9/29;

- Sensor-Surface: 1.4mm (Mechanical Surface Detection)

- Electronics: DAE4 Sn1388; Calibrated: 2014/9/24

- Phantom: ELI_Left; Type: QDOVA002AA; Serial: TP:1131

- Measurement SW: DASY52, Version 52.8 (8); SEMCAD X Version 14.6.10 (7331)

Configuration/Ch20525/Area Scan (61x81x1): Interpolated grid: dx=1.500 mm, dy=1.500 mm

Maximum value of SAR (interpolated) = 0.599 W/kg

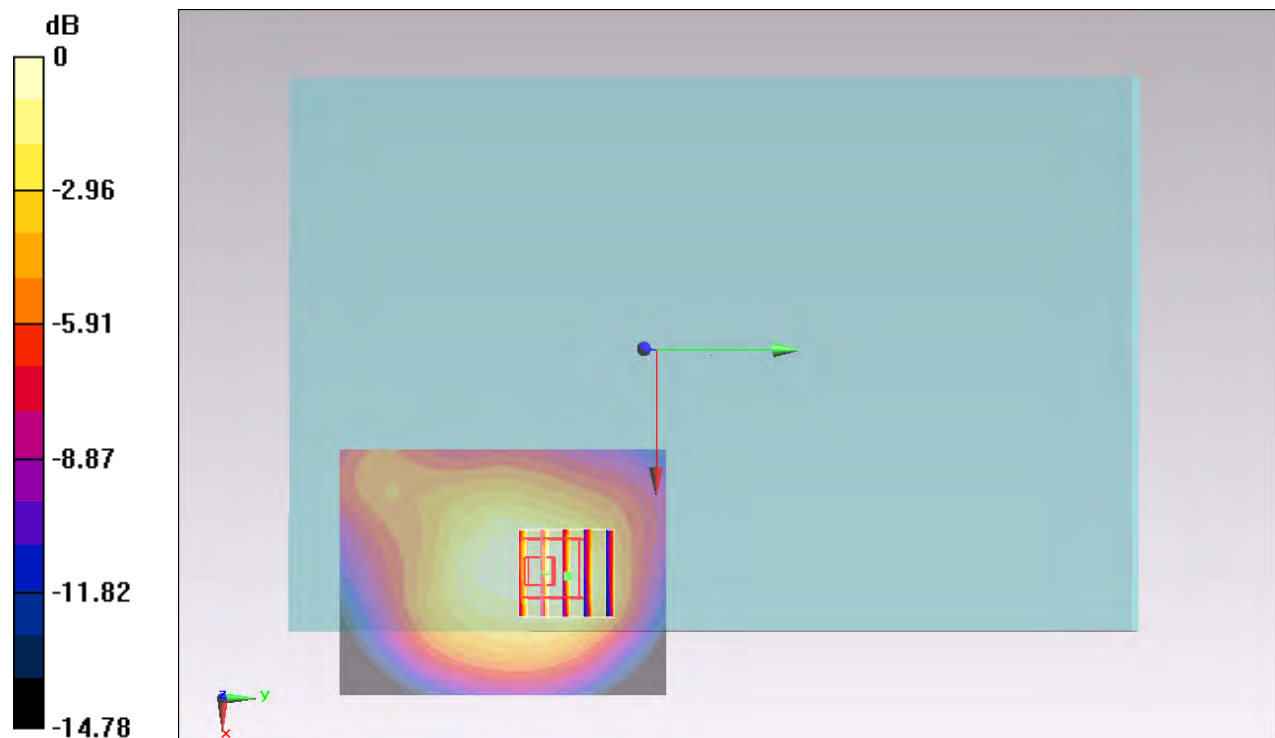
Configuration/Ch20525/Zoom Scan (5x5x7)/Cube 0: Measurement grid: dx=8mm, dy=8mm, dz=5mm

Reference Value = 25.58 V/m; Power Drift = -0.03 dB

Peak SAR (extrapolated) = 0.674 W/kg

SAR(1 g) = 0.473 W/kg; SAR(10 g) = 0.314 W/kg

Maximum value of SAR (measured) = 0.590 W/kg



0 dB = 0.590 W/kg = -2.29 dBW/kg

#12_LTE Band 4_20M_QPSK_1RB_0offset_Bottom Face_0mm_Ch20050

Communication System: LTE ; Frequency: 1720 MHz;Duty Cycle: 1:1

Medium: MSL_1750_150604 Medium parameters used: $f = 1720$ MHz; $\sigma = 1.501$ S/m; $\epsilon_r = 54.1$; $\rho = 1000$ kg/m³

Ambient Temperature : 23.3 °C ; Liquid Temperature : 22.3 °C

DASY5 Configuration

- Probe: EX3DV4 - SN3697; ConvF(7.38, 7.38, 7.38); Calibrated: 2014/9/29;
- Sensor-Surface: 1.4mm (Mechanical Surface Detection)
- Electronics: DAE4 Sn1388; Calibrated: 2014/9/24
- Phantom: ELI v4.0; Type: QDOVA001BB; Serial: TP:1127
- Measurement SW: DASY52, Version 52.8 (8); SEMCAD X Version 14.6.10 (7331)

Configuration/Ch20050/Area Scan (51x91x1): Interpolated grid: dx=1.500 mm, dy=1.500 mm

Maximum value of SAR (interpolated) = 1.11 W/kg

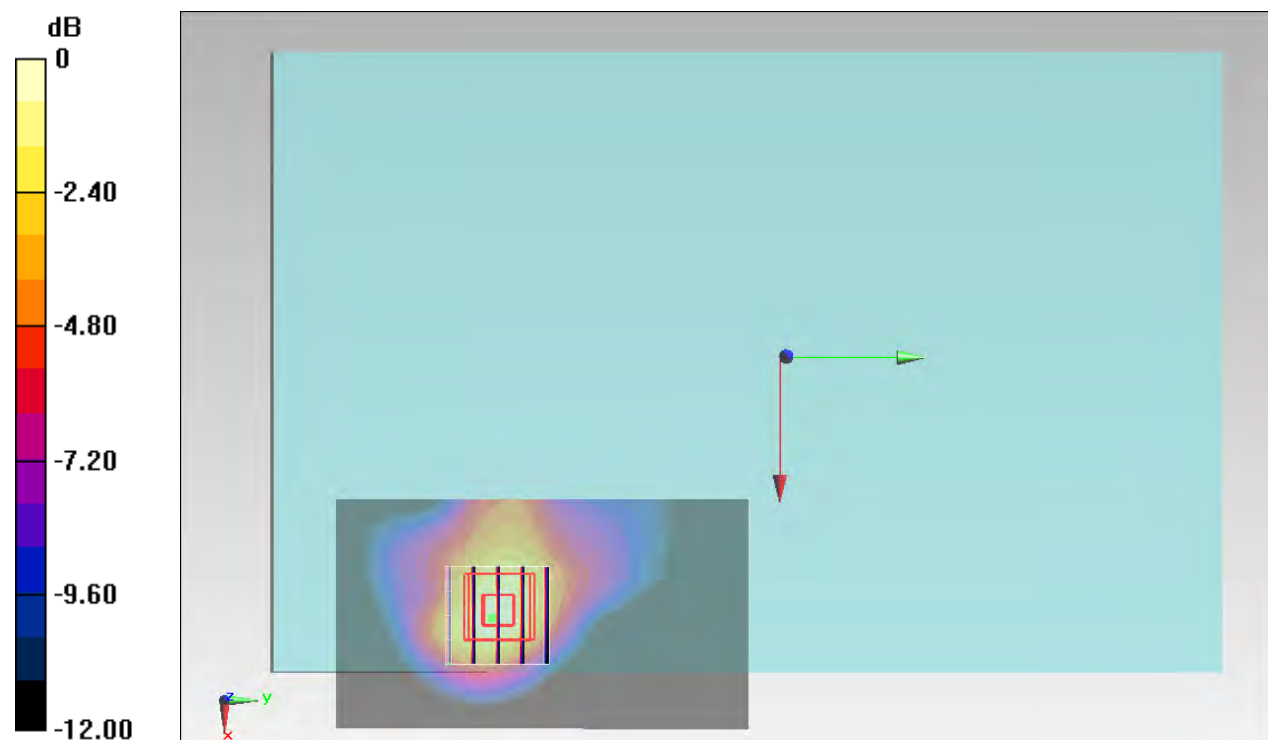
Configuration/Ch20050/Zoom Scan (5x5x7)/Cube 0: Measurement grid: dx=8mm, dy=8mm, dz=5mm

Reference Value = 28.30 V/m; Power Drift = 0.03 dB

Peak SAR (extrapolated) = 1.32 W/kg

SAR(1 g) = 0.789 W/kg; SAR(10 g) = 0.451 W/kg

Maximum value of SAR (measured) = 1.13 W/kg



0 dB = 1.13 W/kg = 0.53 dBW/kg

#13_LTE Band 25_20M_QPSK_1RB_0offset_Bottom Face_0mm_Ch26140

Communication System: LTE ; Frequency: 1860 MHz;Duty Cycle: 1:1

Medium: MSL_1900_150603 Medium parameters used: $f = 1860$ MHz; $\sigma = 1.495$ S/m; $\epsilon_r = 55.367$;
 $\rho = 1000$ kg/m³

Ambient Temperature : 23.1 °C ; Liquid Temperature : 22.1 °C

DASY5 Configuration

- Probe: EX3DV4 - SN3697; ConvF(7.06, 7.06, 7.06); Calibrated: 2014/9/29;
- Sensor-Surface: 1.4mm (Mechanical Surface Detection)
- Electronics: DAE4 Sn1388; Calibrated: 2014/9/24
- Phantom: ELI v4.0; Type: QDOVA001BB; Serial: TP:1127
- Measurement SW: DASY52, Version 52.8 (8); SEMCAD X Version 14.6.10 (7331)

Configuration/Ch26140/Area Scan (51x91x1): Interpolated grid: dx=1.500 mm, dy=1.500 mm

Maximum value of SAR (interpolated) = 1.14 W/kg

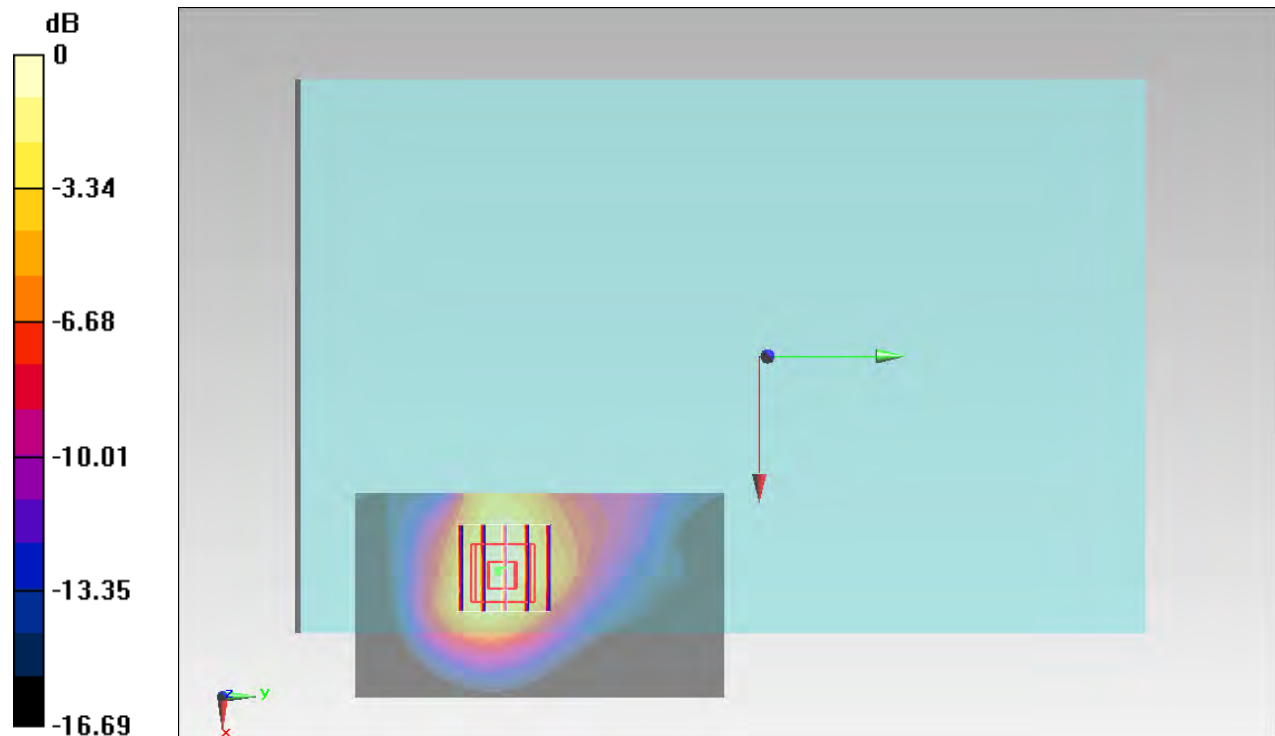
Configuration/Ch26140/Zoom Scan (5x5x7)/Cube 0: Measurement grid: dx=8mm, dy=8mm, dz=5mm

Reference Value = 29.06 V/m; Power Drift = -0.05 dB

Peak SAR (extrapolated) = 1.34 W/kg

SAR(1 g) = 0.795 W/kg; SAR(10 g) = 0.442 W/kg

Maximum value of SAR (measured) = 1.14 W/kg



0 dB = 1.14 W/kg = 0.57 dBW/kg