

Test Laboratory: Compliance Certification Services

System Performance Check @ 1900MHz

DUT: Dipole 1900 MHz; Type: D1900V2; Serial: D1900V2 - SN:5d043

Communication System: CW; Frequency: 1900 MHz; Duty Cycle: 1:1

Medium parameters used: $f = 1900$ MHz; $\sigma = 1.53$ mho/m; $\epsilon_r = 51.4$; $\rho = 1000$ kg/m³

Phantom section: Flat Section

Room Ambient Temperature: 22.0 deg. C; Liquid Temperature: 21.0 deg. C

DASY4 Configuration:

- Area Scan setting - Find Secondary Maximum Within: 2.0 dB and with peak SAR value greater than 0.0012W/kg
- Probe: EX3DV4 - SN3554; ConvF(6.61, 6.61, 6.61); Calibrated: 4/24/2007
- Sensor-Surface: 4mm (Mechanical Surface Detection)
- Electronics: DAE3 Sn500; Calibrated: 11/16/2007
- Phantom: SAM 2; Type: SAM 2; Serial: 1050
- Measurement SW: DASY4, V4.7 Build 55; Postprocessing SW: SEMCAD, V1.8 Build 176

d=10mm; Pin=250mW/Area Scan (7x7x1): Measurement grid: dx=15mm, dy=15mm

Maximum value of SAR (measured) = 10.6 mW/g

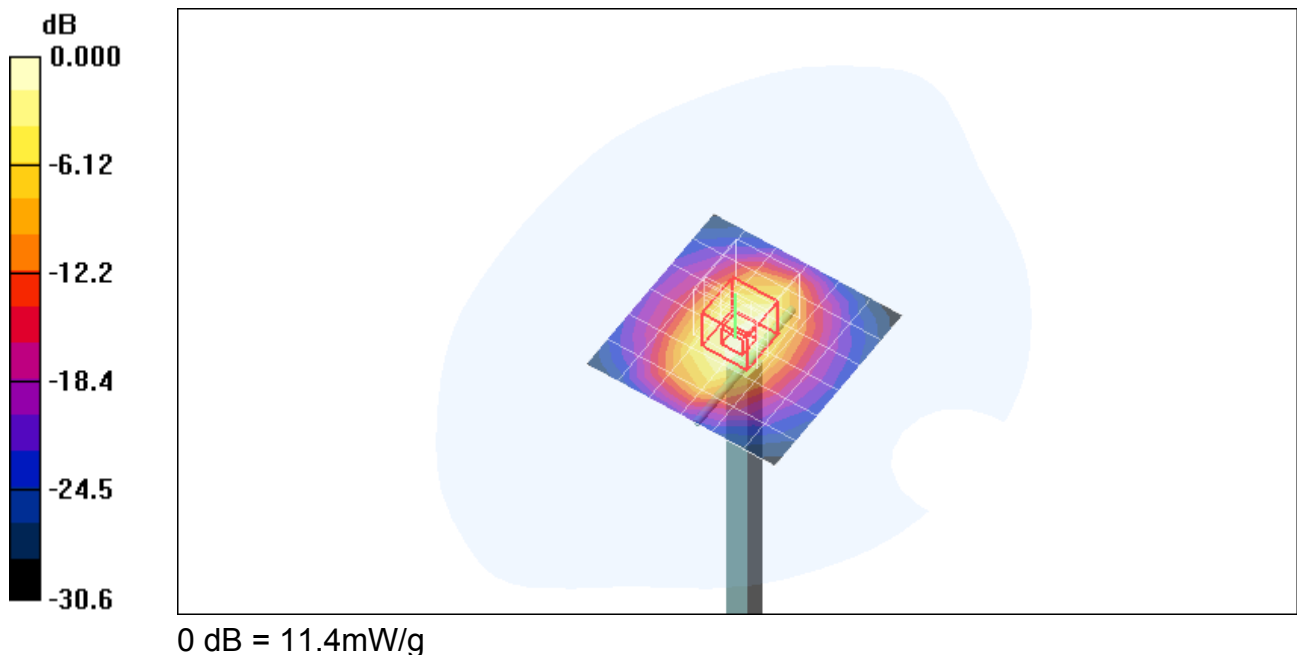
d=10mm; Pin=250mW/Zoom Scan (5x5x7)/Cube 0: Measurement grid: dx=7.5mm, dy=7.5mm, dz=5mm

Reference Value = 84.3 V/m; Power Drift = 0.035 dB

Peak SAR (extrapolated) = 18.6 W/kg

SAR(1 g) = 10.1 mW/g; SAR(10 g) = 5.23 mW/g

Maximum value of SAR (measured) = 11.4 mW/g



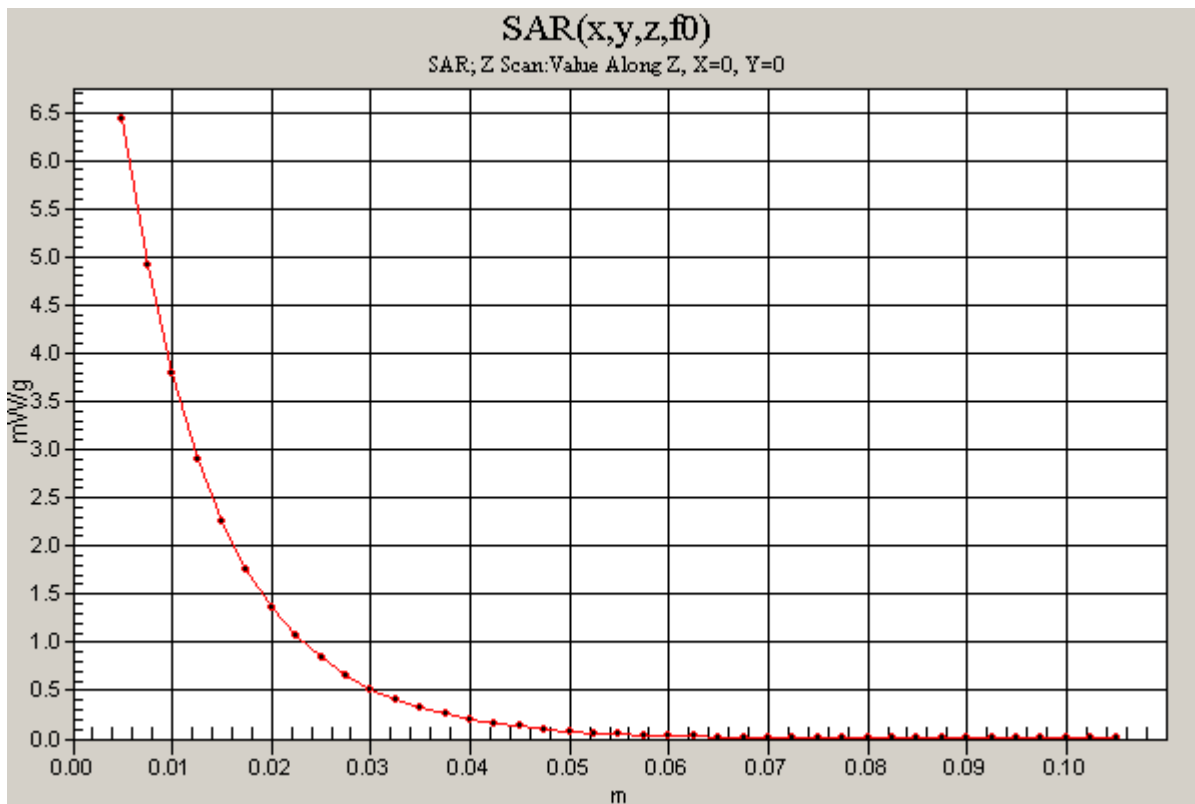
Test Laboratory: Compliance Certification Services

System Performance Check @ 1900MHz

DUT: Dipole 1900 MHz; Type: D1900V2; Serial: D1900V2 - SN:5d043

Communication System: CW; Frequency: 1900 MHz; Duty Cycle: 1:1

d=10mm; Pin=250mW/Z Scan (1x1x41): Measurement grid: dx=20mm, dy=20mm, dz=2.5mm
Maximum value of SAR (measured) = 6.43 mW/g



Test Laboratory: Compliance Certification Services

System Performance Check @ 835MHz

DUT: Dipole 835 MHz; Type: D835V2; Serial: D835V2 - SN:4d002

Communication System: CW; Frequency: 835 MHz; Duty Cycle: 1:1

Medium parameters used: $f = 835$ MHz; $\sigma = 0.972$ mho/m; $\epsilon_r = 55.9$; $\rho = 1000$ kg/m³

Phantom section: Flat Section

Room Ambient Temperature: 22.0 deg. C; Liquid Temperature: 21.0 deg. C

DASY4 Configuration:

- Area Scan setting - Find Secondary Maximum Within: 2.0 dB and with peak SAR value greater than 0.0012W/kg
- Probe: EX3DV4 - SN3554; ConvF(8, 8, 8); Calibrated: 4/24/2007
- Sensor-Surface: 4mm (Mechanical Surface Detection)
- Electronics: DAE3 Sn500; Calibrated: 11/16/2007
- Phantom: Flat Phantom ELI4.0; Type: QDOVA001BA; Serial: SN:1003
- Measurement SW: DASY4, V4.7 Build 55; Postprocessing SW: SEMCAD, V1.8 Build 176

d=15mm, Pin=250mW/Area Scan (7x9x1): Measurement grid: dx=15mm, dy=15mm

Maximum value of SAR (measured) = 2.61 mW/g

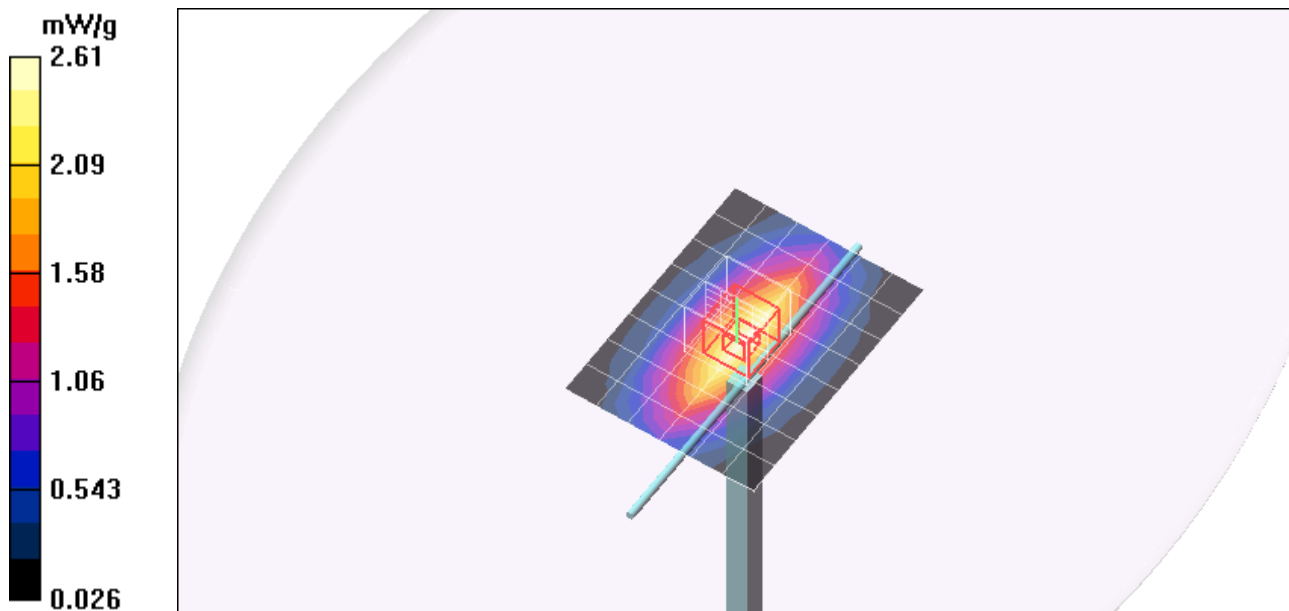
d=15mm, Pin=250mW/Zoom Scan (5x5x7)/Cube 0: Measurement grid: dx=7.5mm, dy=7.5mm, dz=5mm

Reference Value = 52.2 V/m; Power Drift = -0.061 dB

Peak SAR (extrapolated) = 3.55 W/kg

SAR(1 g) = 2.42 mW/g; SAR(10 g) = 1.59 mW/g

Maximum value of SAR (measured) = 2.62 mW/g



Test Laboratory: Compliance Certification Services

System Performance Check @ 835MHz

DUT: Dipole 835 MHz; Type: D835V2; Serial: D835V2 - SN:4d002

Communication System: CW; Frequency: 835 MHz; Duty Cycle: 1:1

d=15mm, Pin=250mW/Z Scan (1x1x41): Measurement grid: dx=20mm, dy=20mm, dz=2.5mm
Maximum value of SAR (measured) = 1.79 mW/g

