

8 Conducted Spurious Emission Test

8.1. Limit

The power of any emission outside a licensee's frequency block shall be attenuated below the transmitter power (P) by at least $43 + 10 \log_{10}(P)$ dB. The limit of emission equal to -13dBm

8.2. Test Instruments

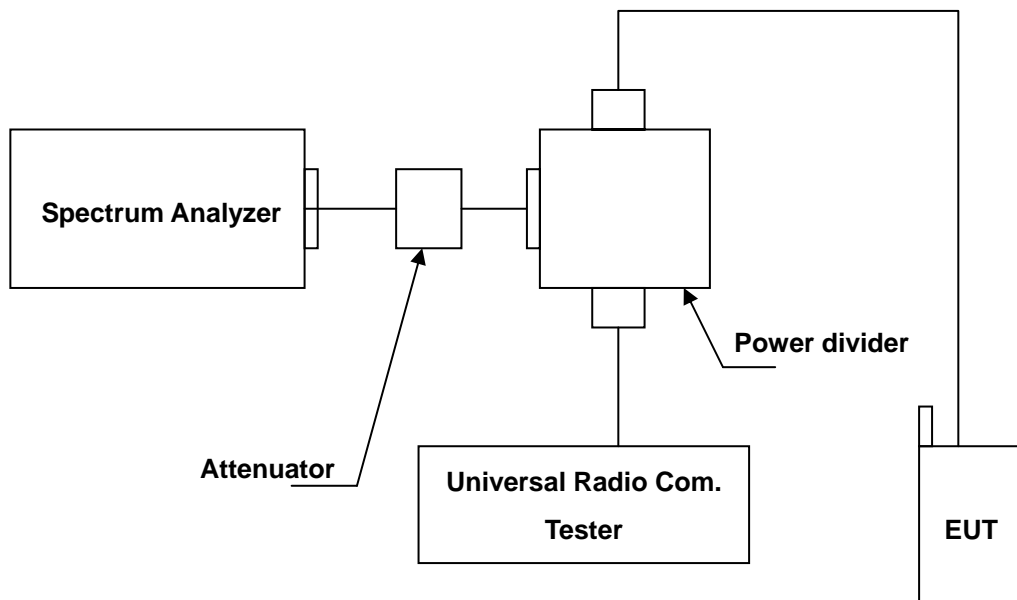
Equipment	Manufacturer	Model No.	Serial No.	Cal. Date	Remark
Spectrum Analyzer	Agilent	E4445A	MY46181986	05/10/2012	(1)
Wideband Radio Communication Test	R & S	CMW500	103168	11/30/2012	(1)
Attenuator	RADIALL	R41572000	0603033073	N.C.R.	-----
Power divider	Agilent	87302C	3239A00760	N.C.R.	-----
Test Site	ATL	TE02	TE02	N.C.R.	-----

Remark: ⁽¹⁾ Calibration period 1 year. ⁽²⁾ Calibration period 2 years.

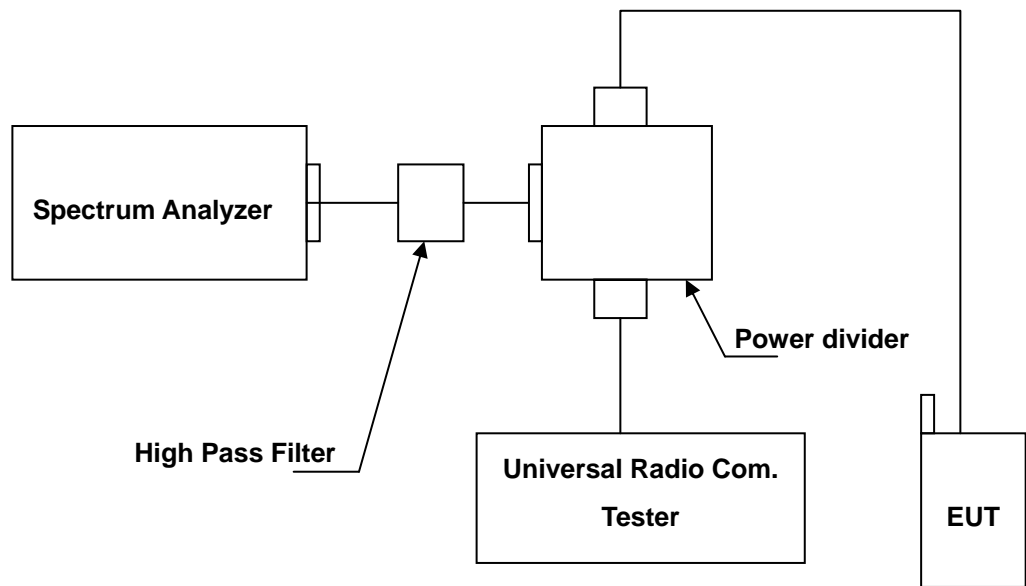
Note: N.C.R. = No Calibration Request.

8.3. Setup

Below 2.8GHz



Above 2.8GHz



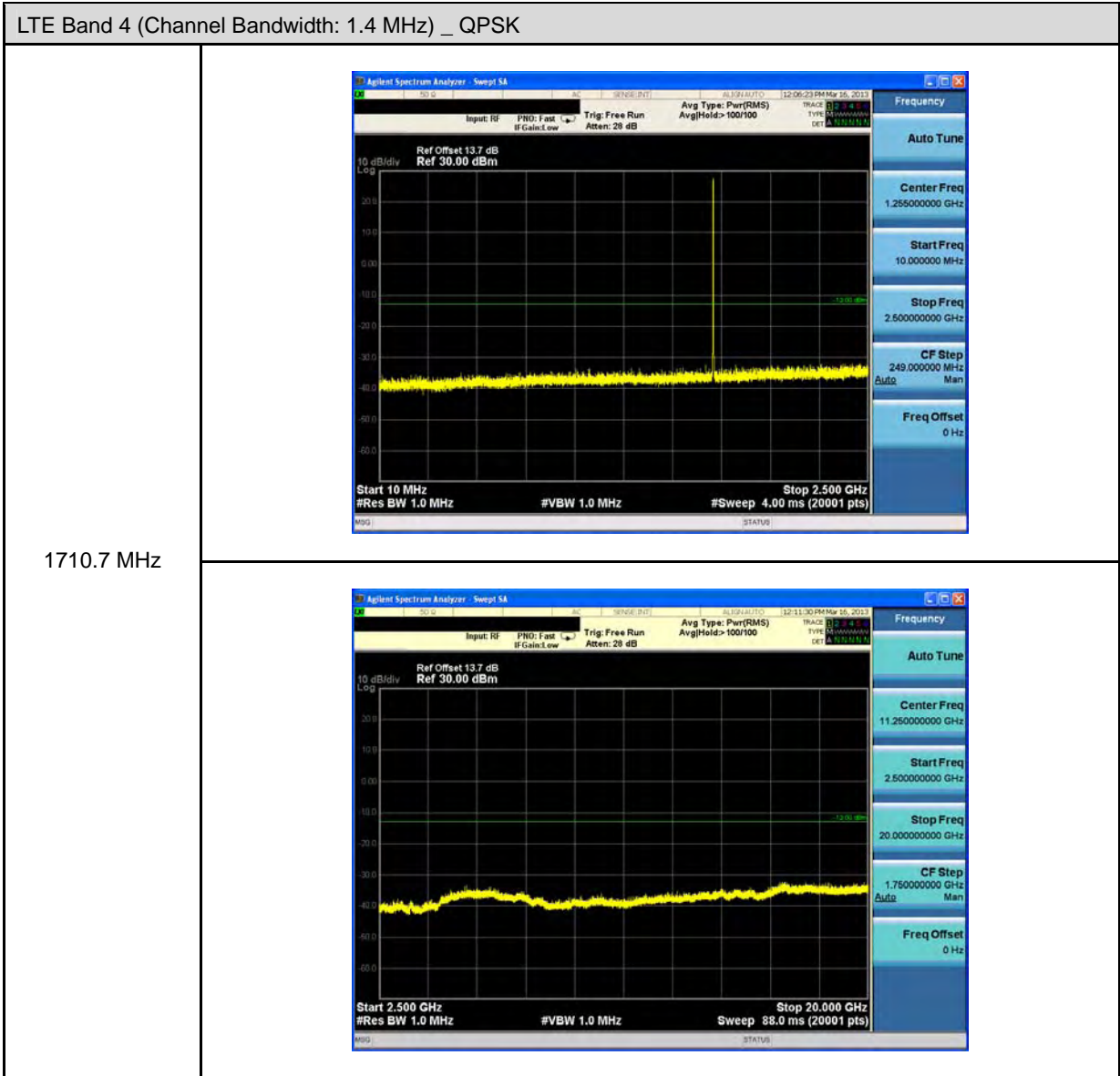
8.4. Test Procedure

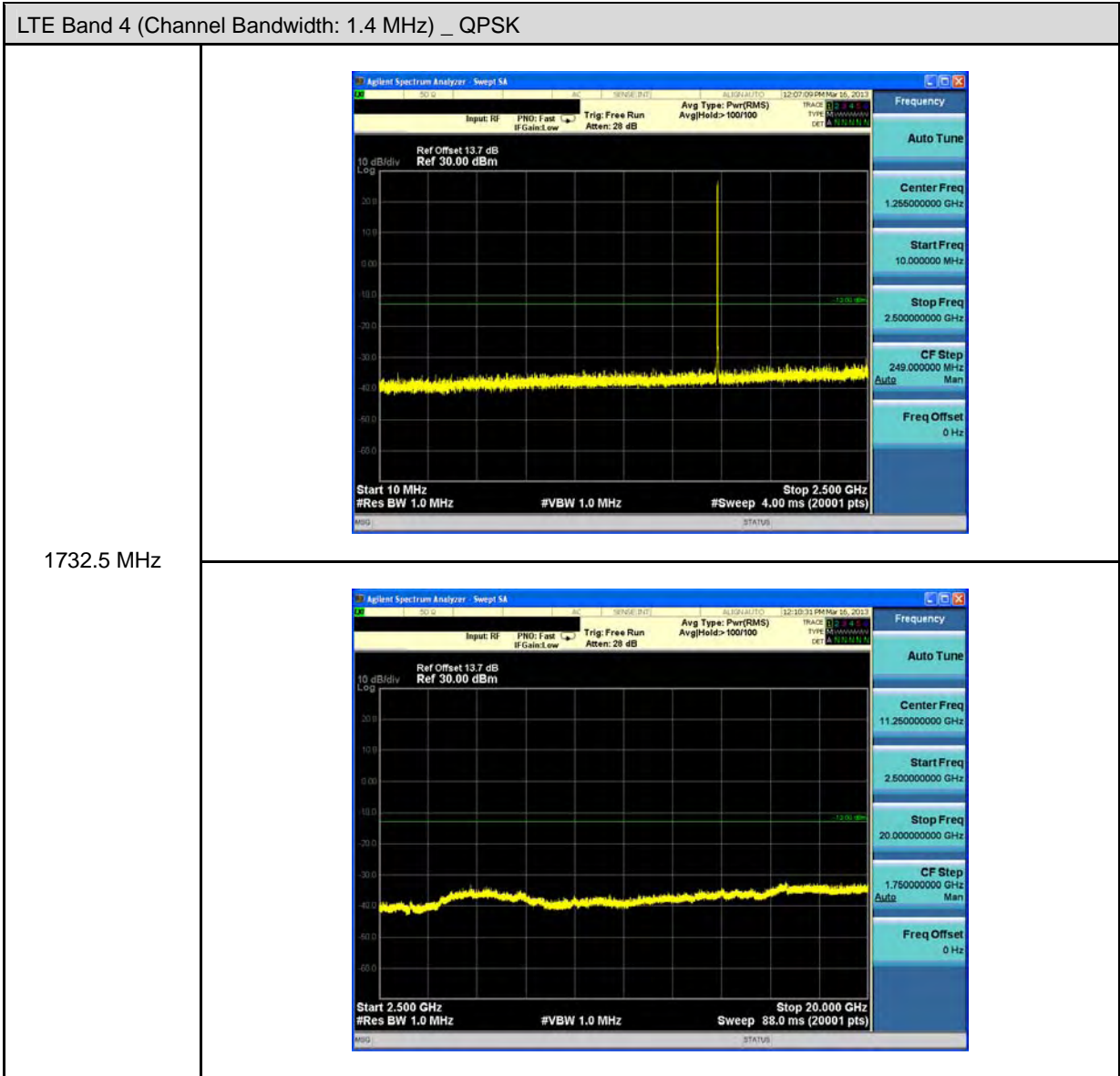
- The EUT was set up for the maximum peak power with LTE / WCDMA link data modulation. The power was measured with R&S Spectrum Analyzer. All measurements were done at 3 channels (low, middle and high operational frequency range.).
- The conducted spurious emission used the power splitter via EUT RF power connector between simulation base station and spectrum analyzer.
- When the spectrum scanned from 30MHz to 3GHz, it shall be connected to the band reject filter attenuated the carried frequency. The spectrum set RB=1MHz, VB=1MHz.
- When the spectrum scanned from 3GHz to 20GHz, it shall be connected to the high pass filter attenuated the carried frequency. The spectrum set RB=1MHz, VB=1MHz.

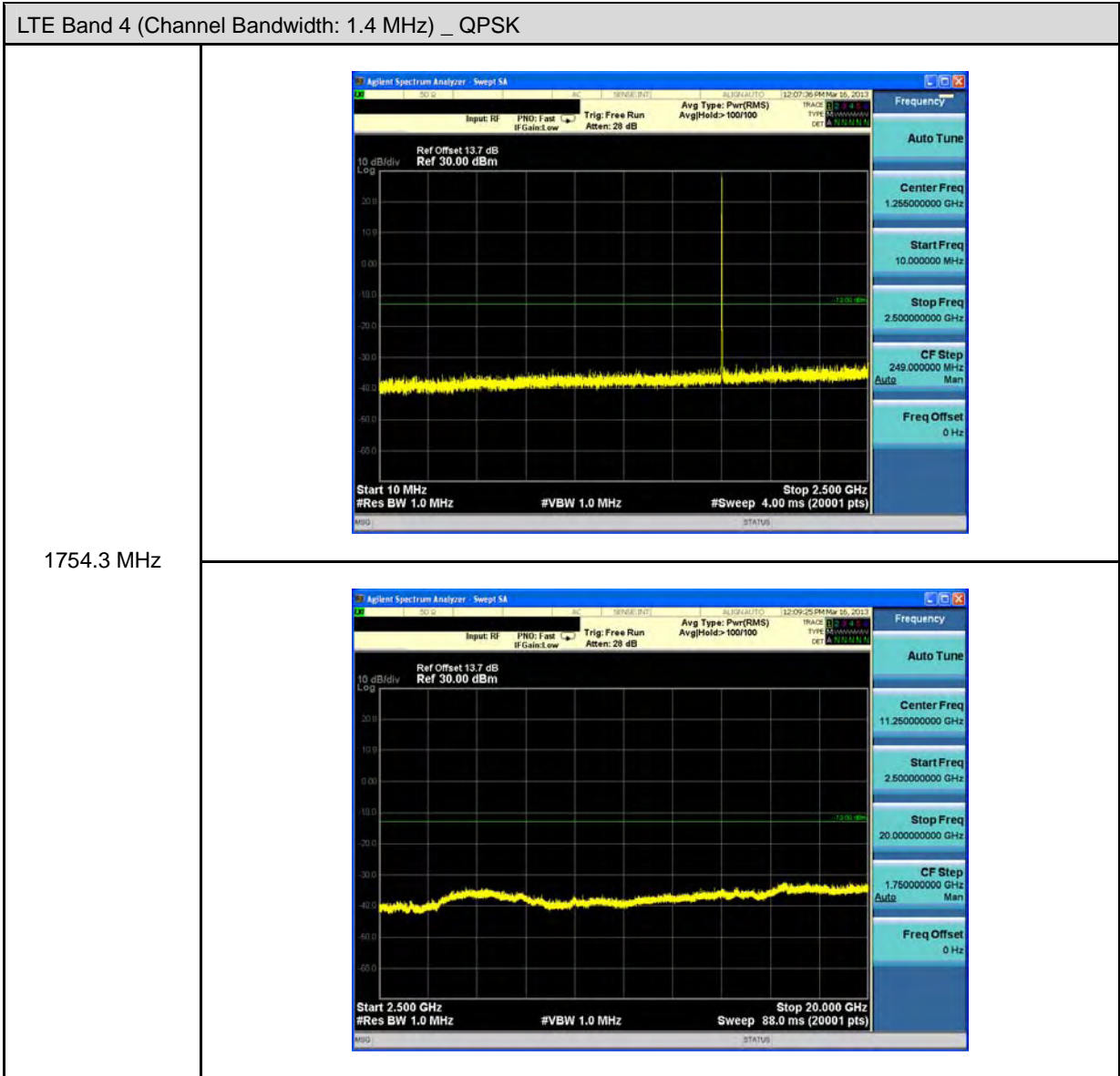
8.5. Uncertainty

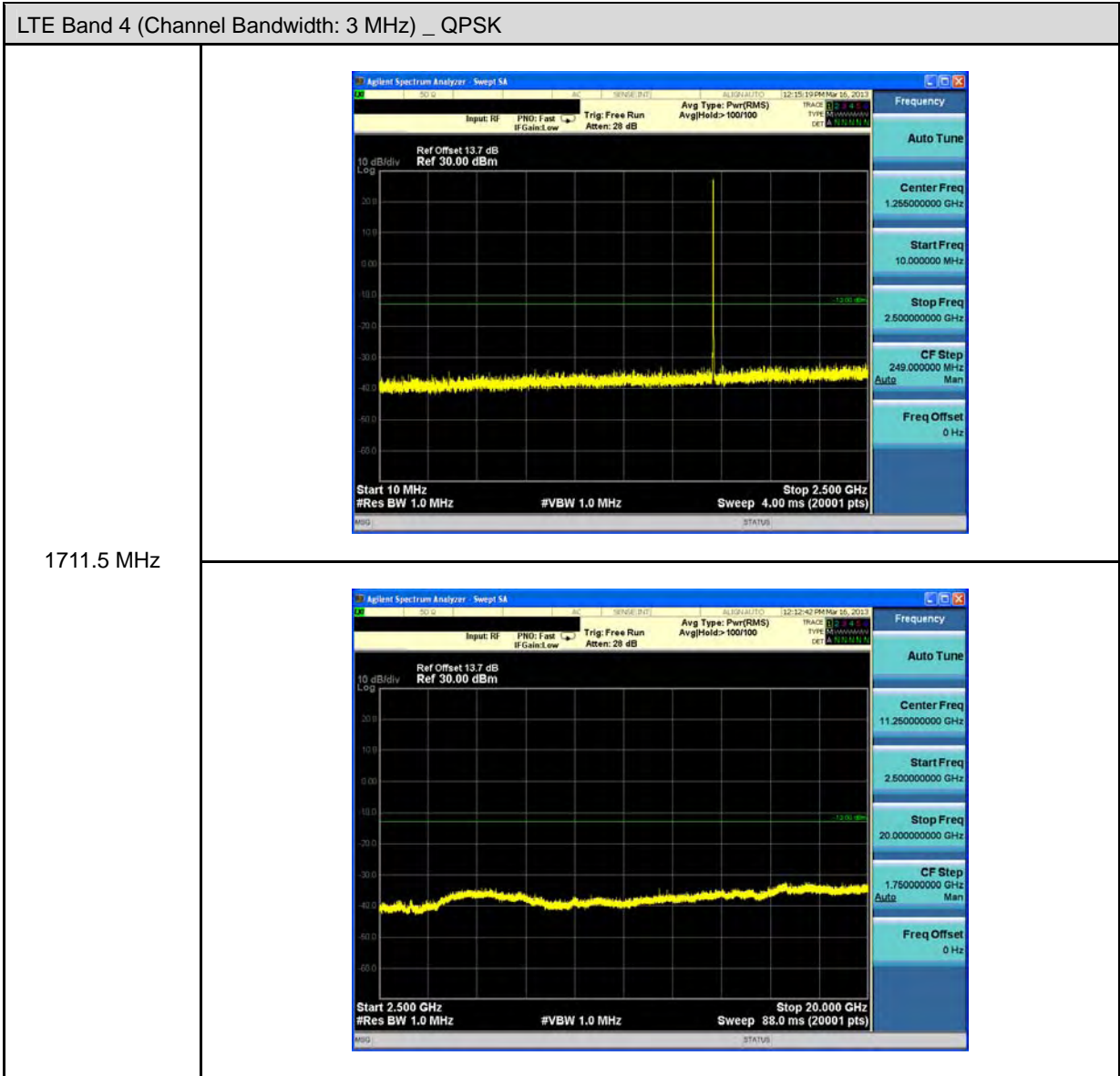
The measurement uncertainty is evaluated as ± 2.24 dB.

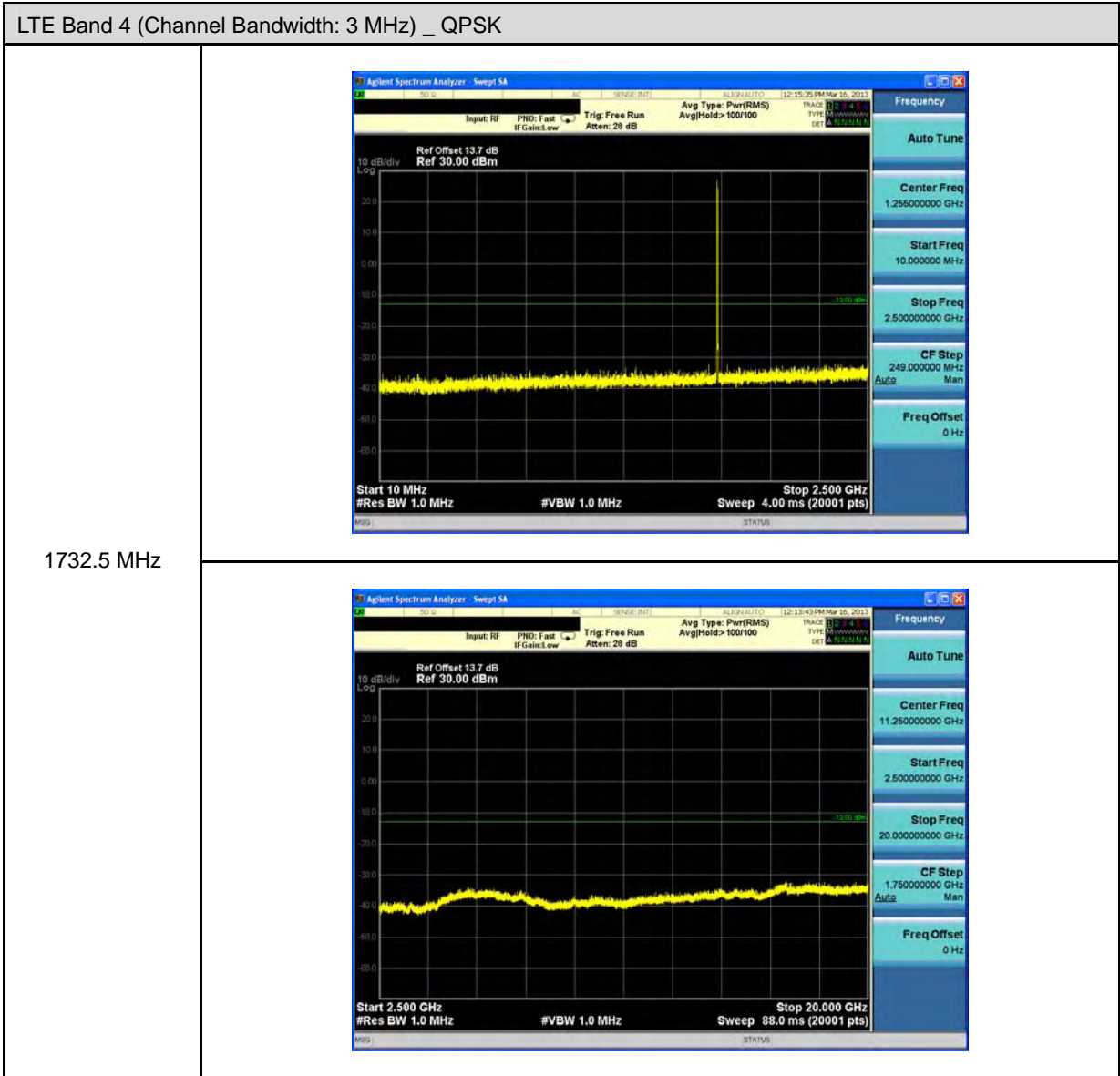
8.6. Test Graphs

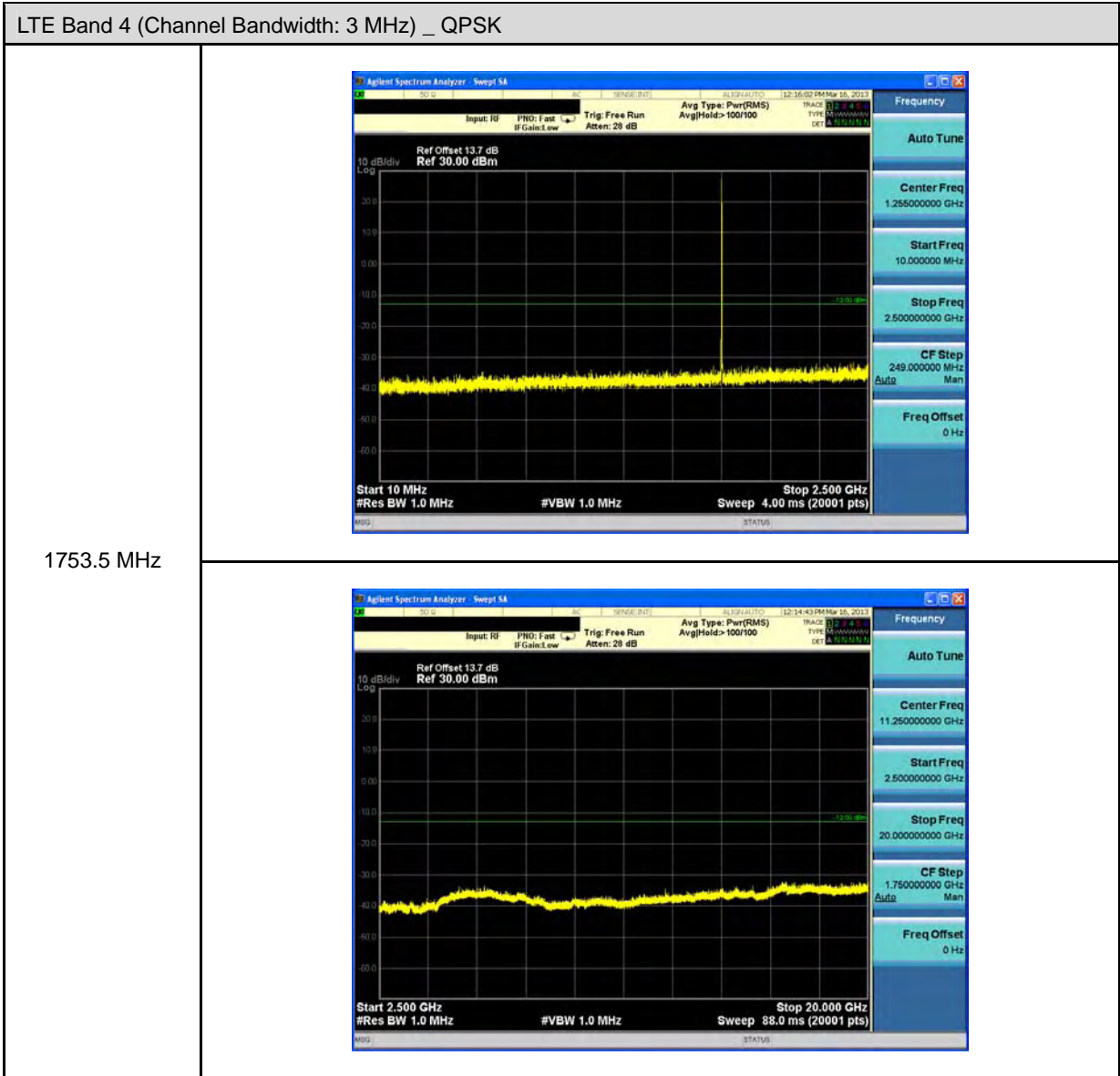


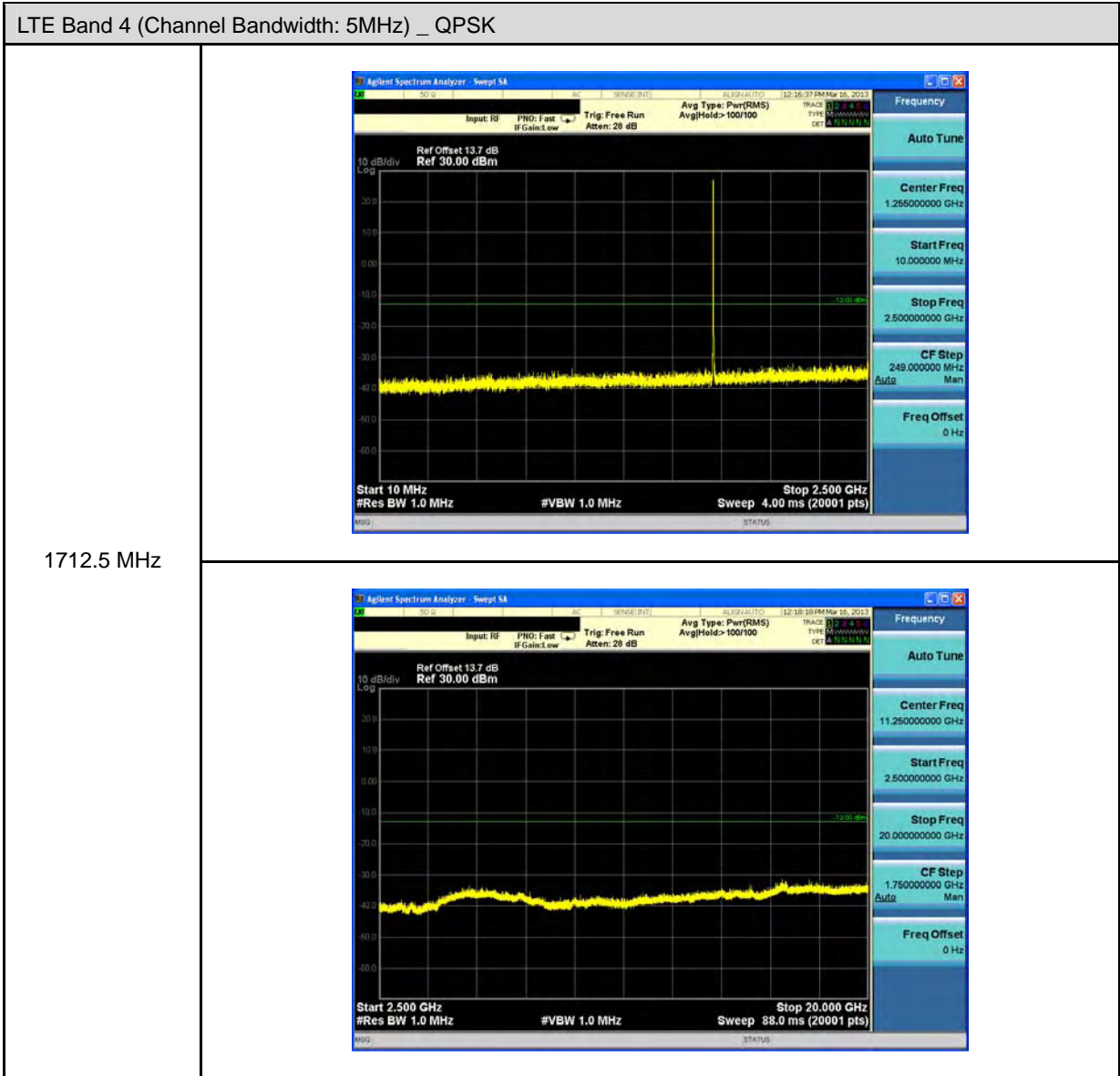


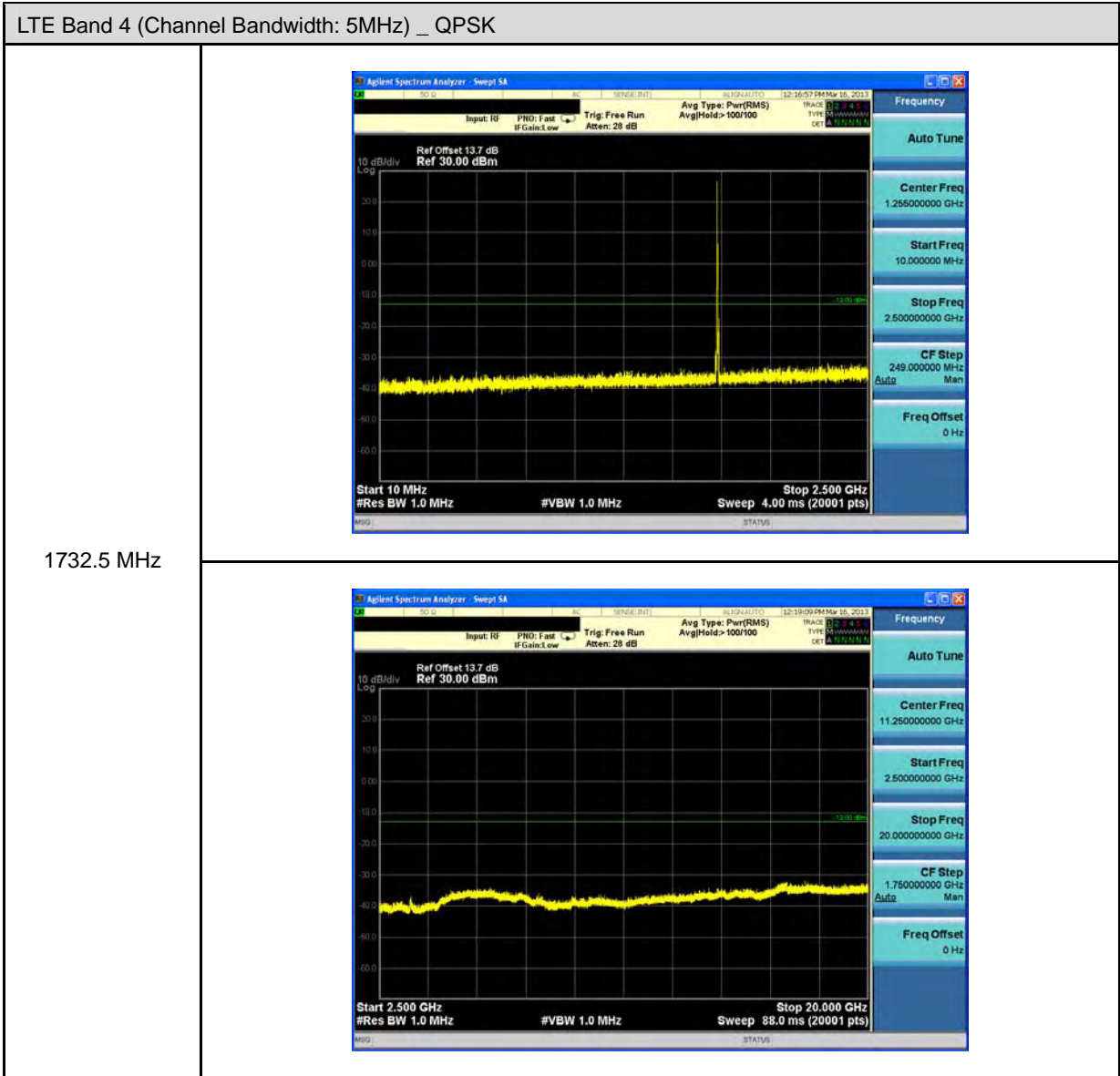


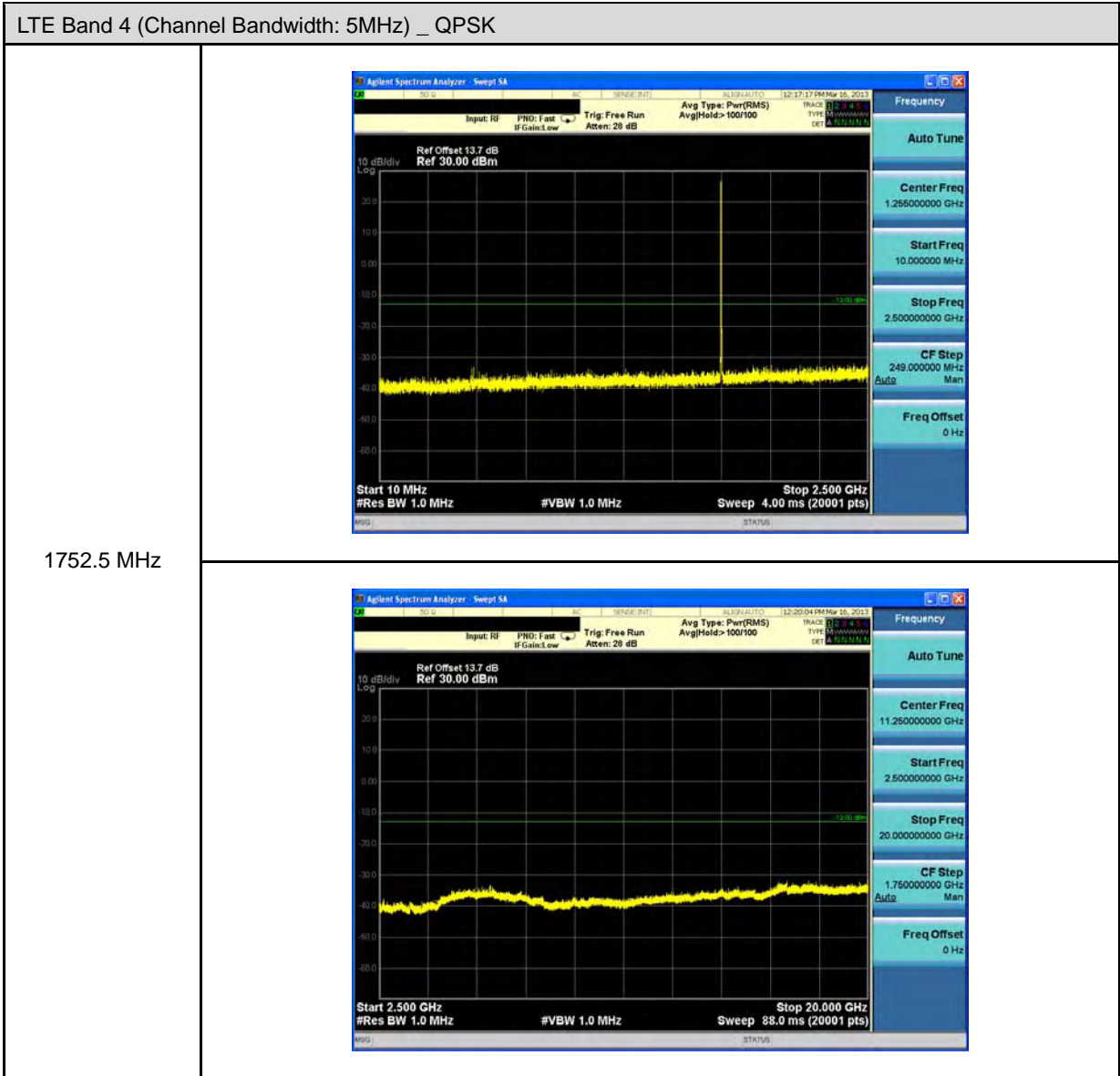


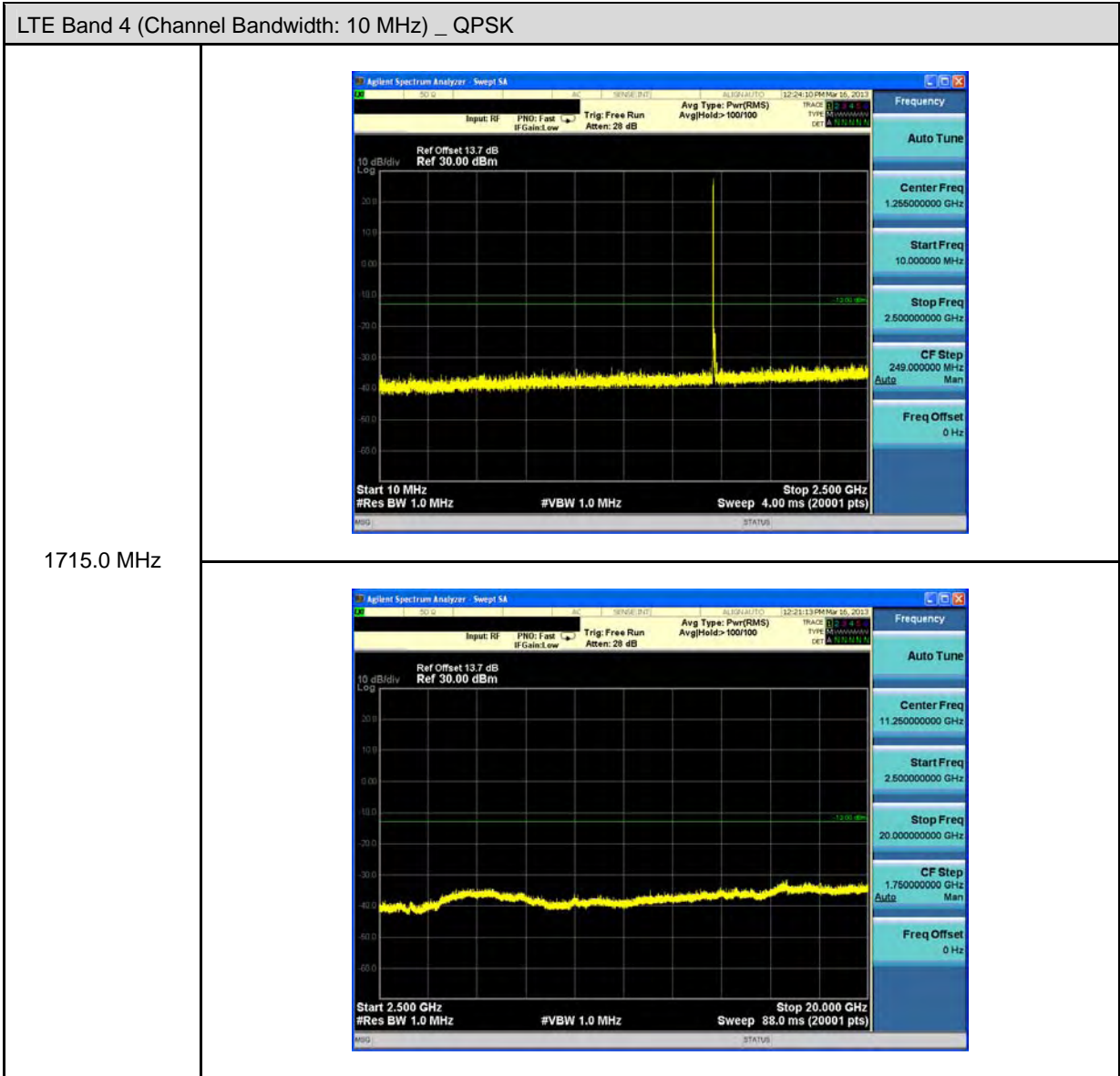


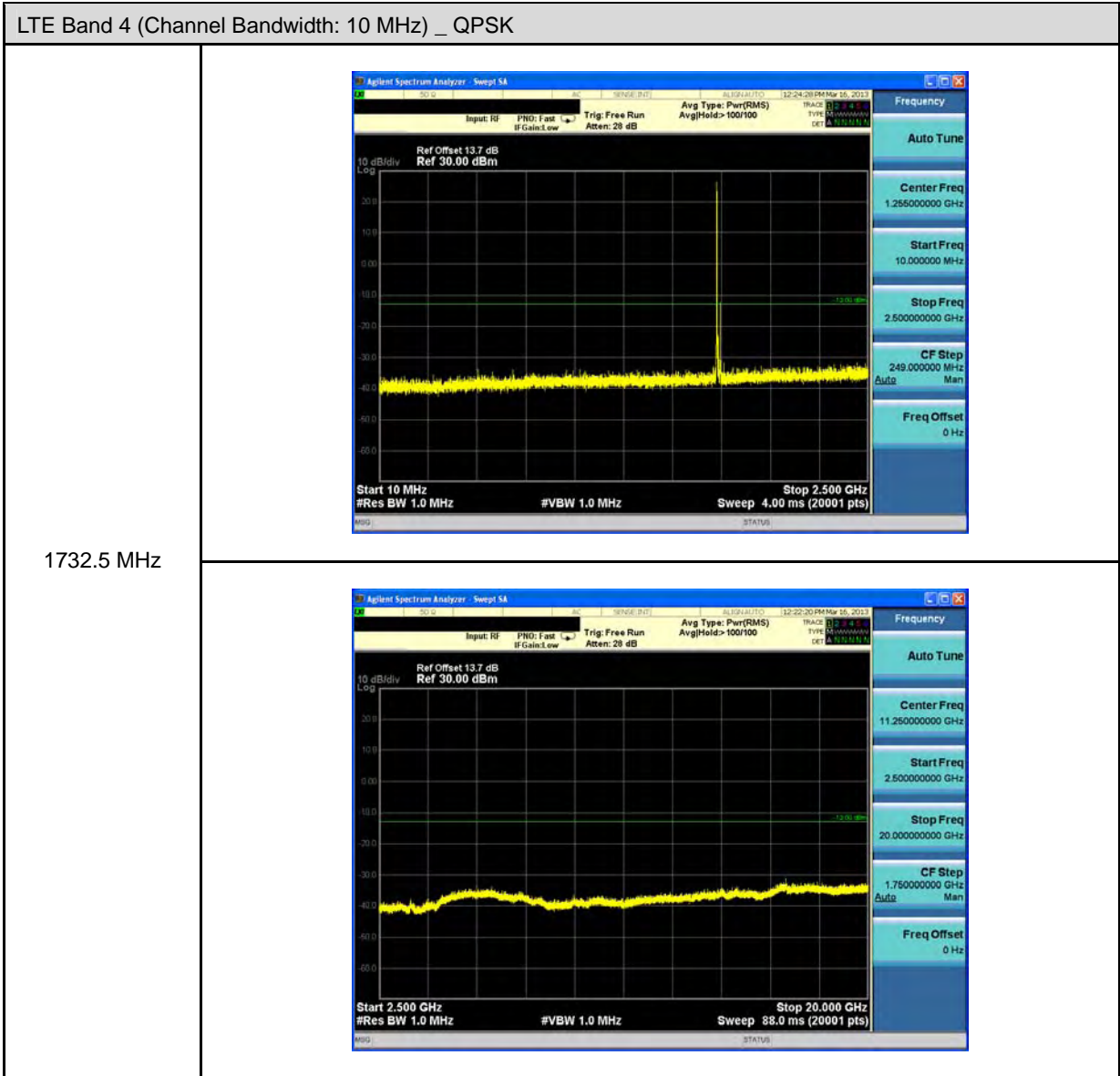


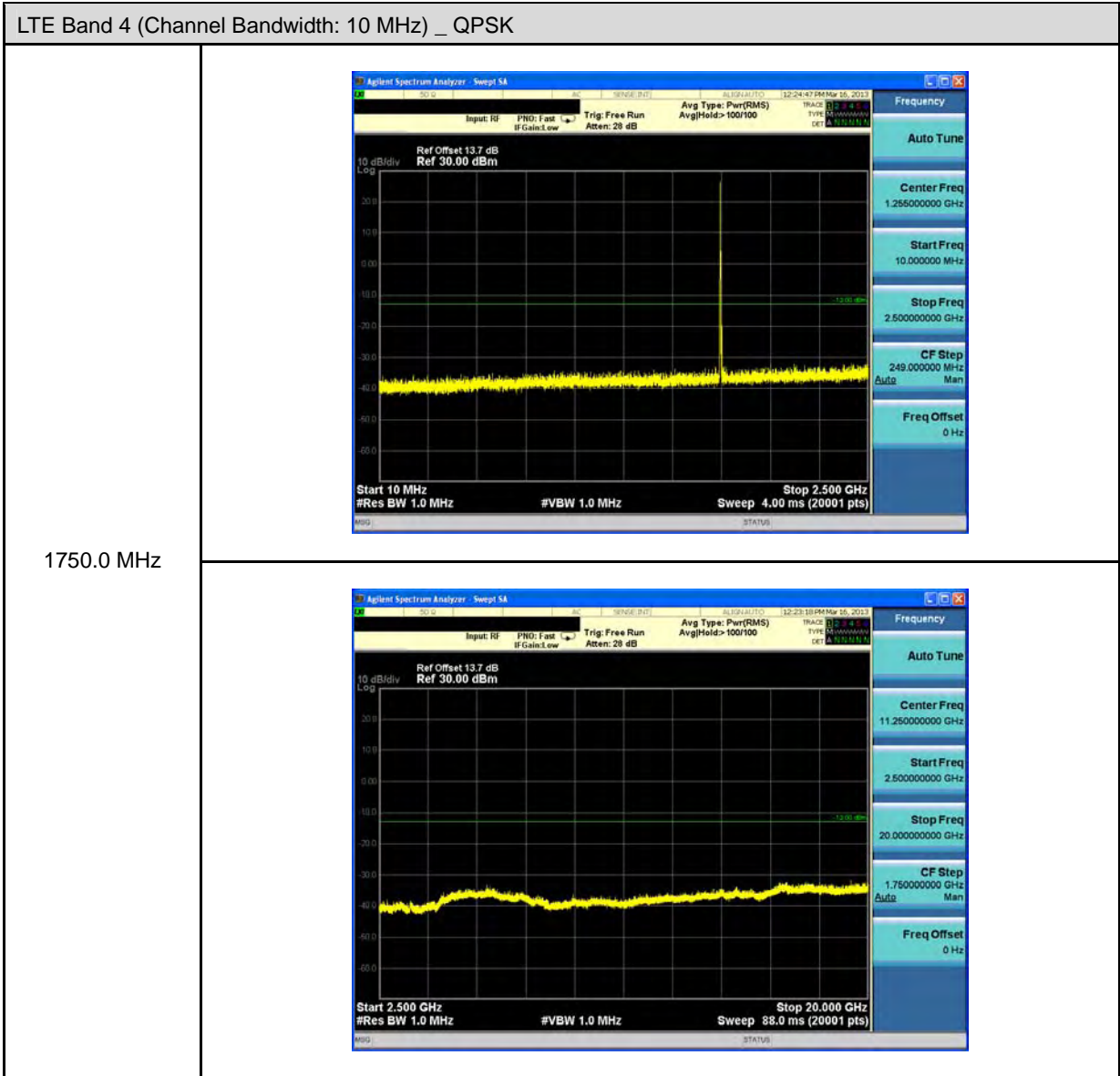


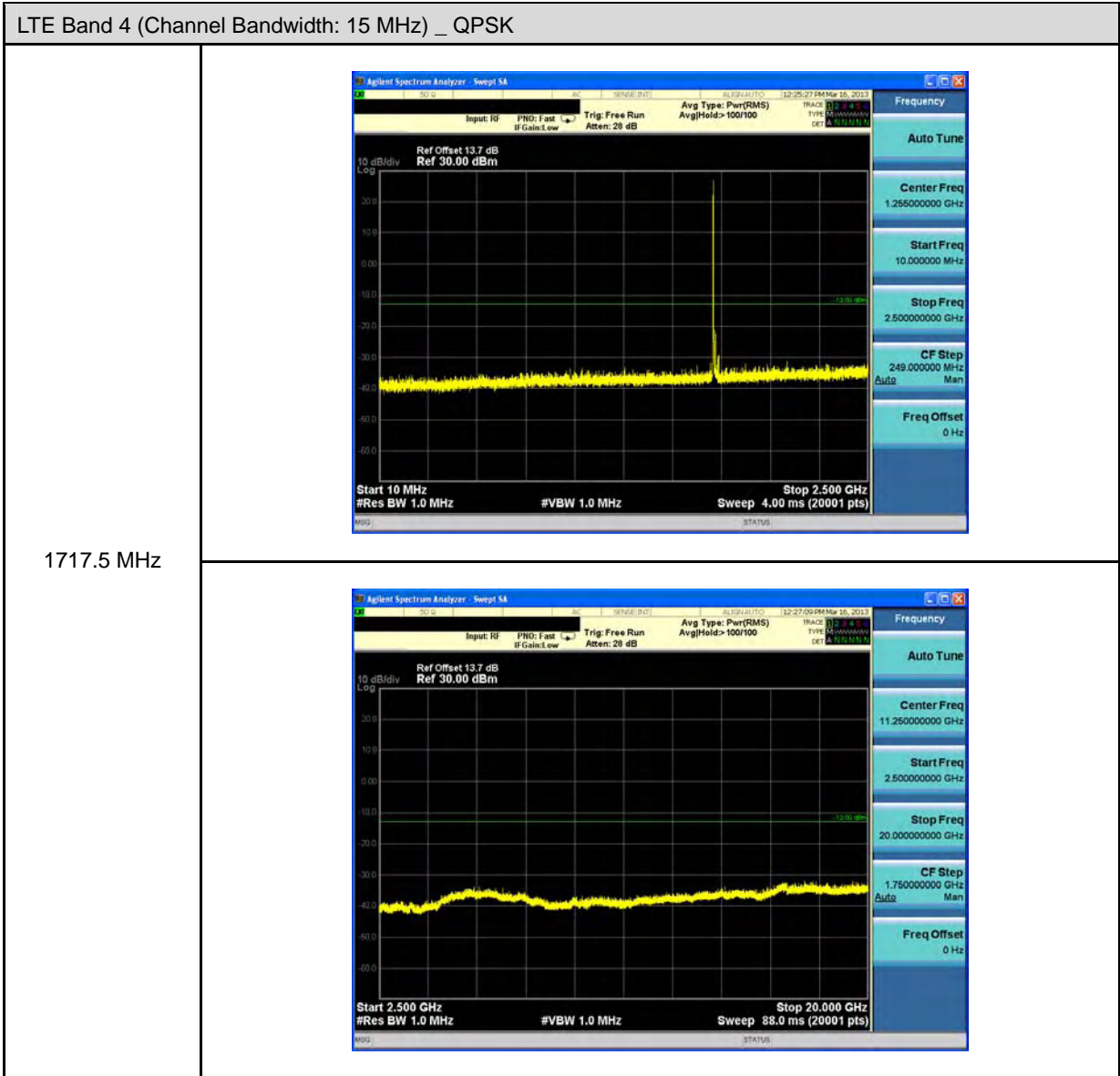


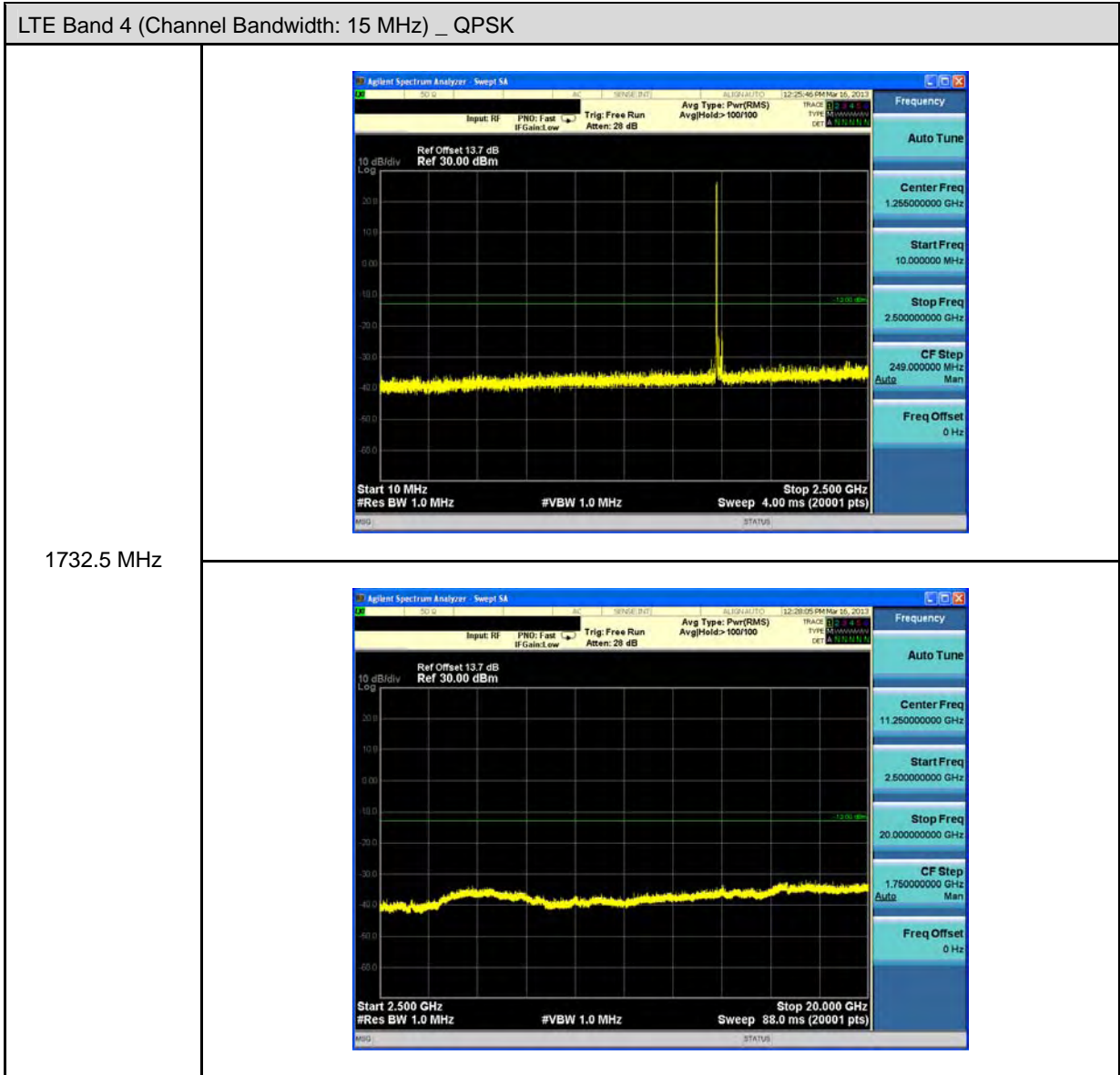


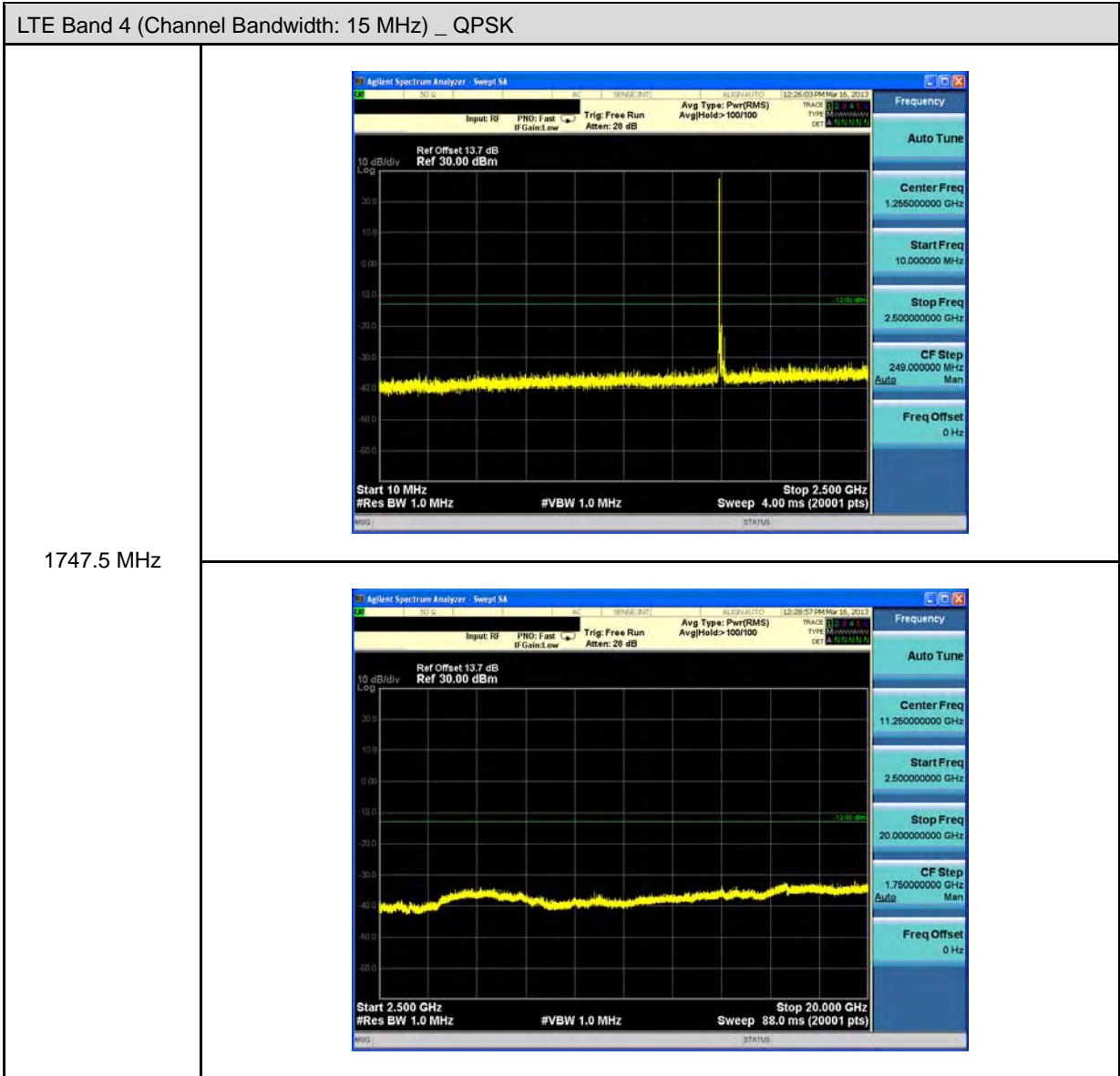


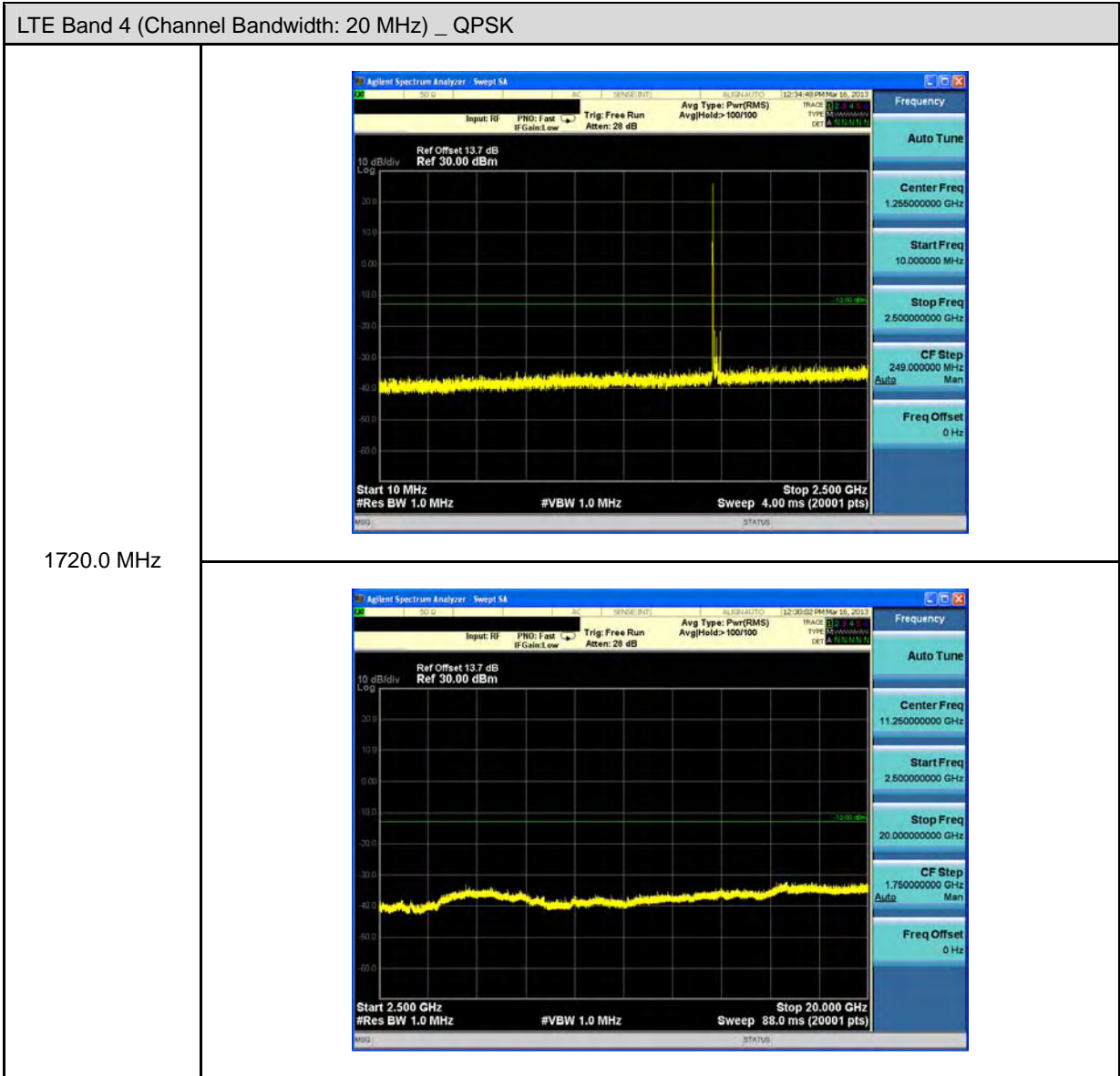


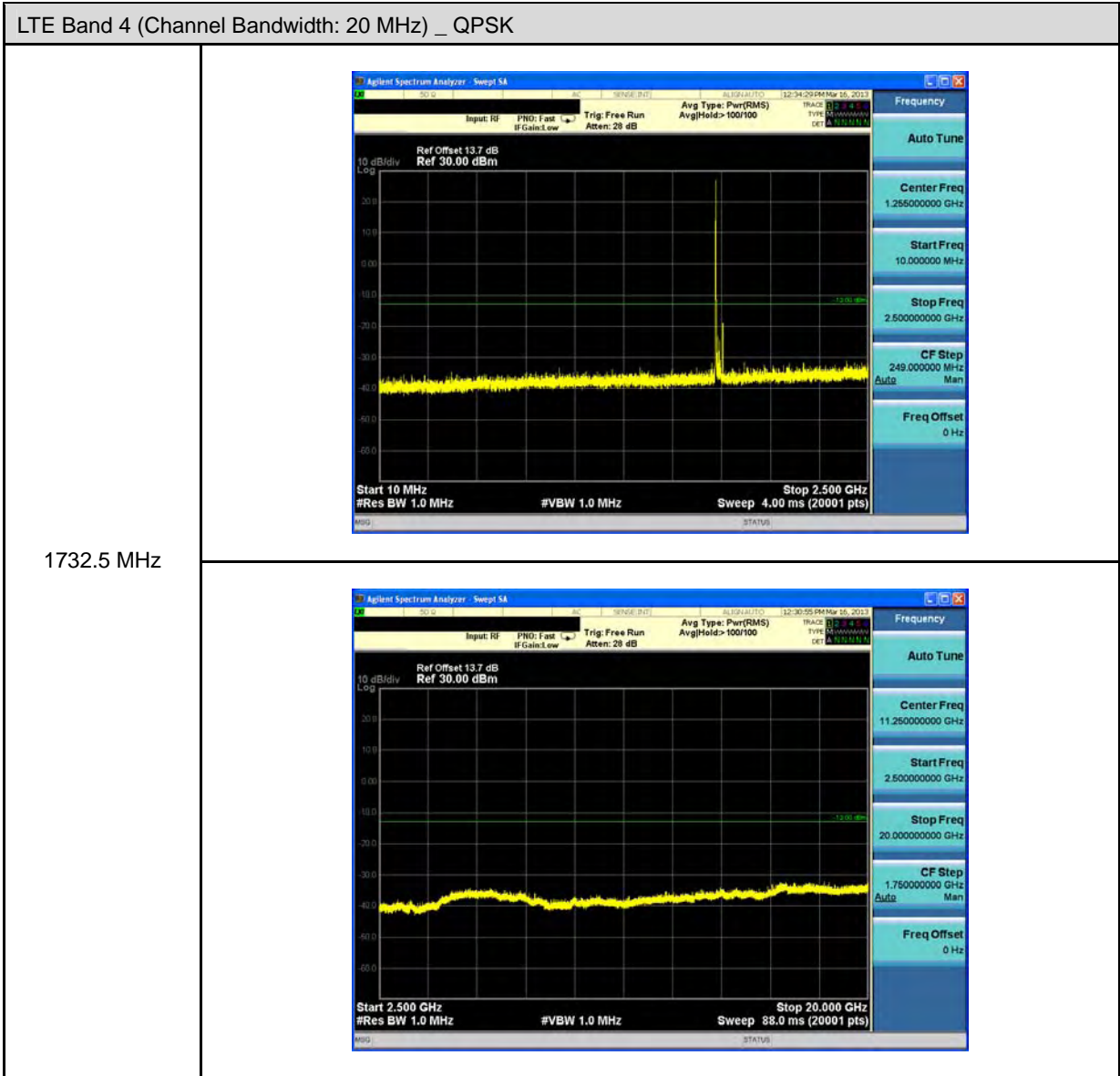


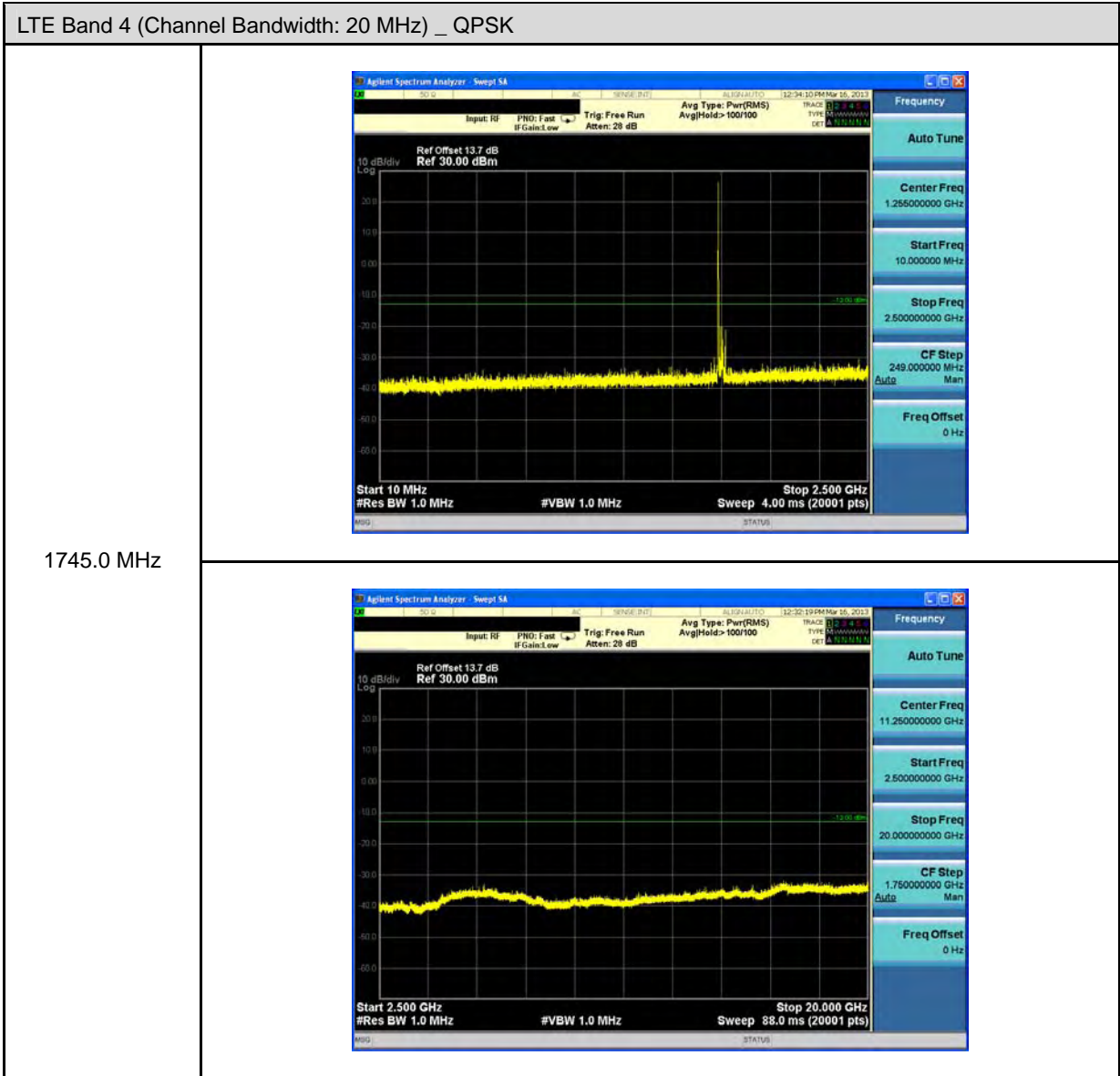


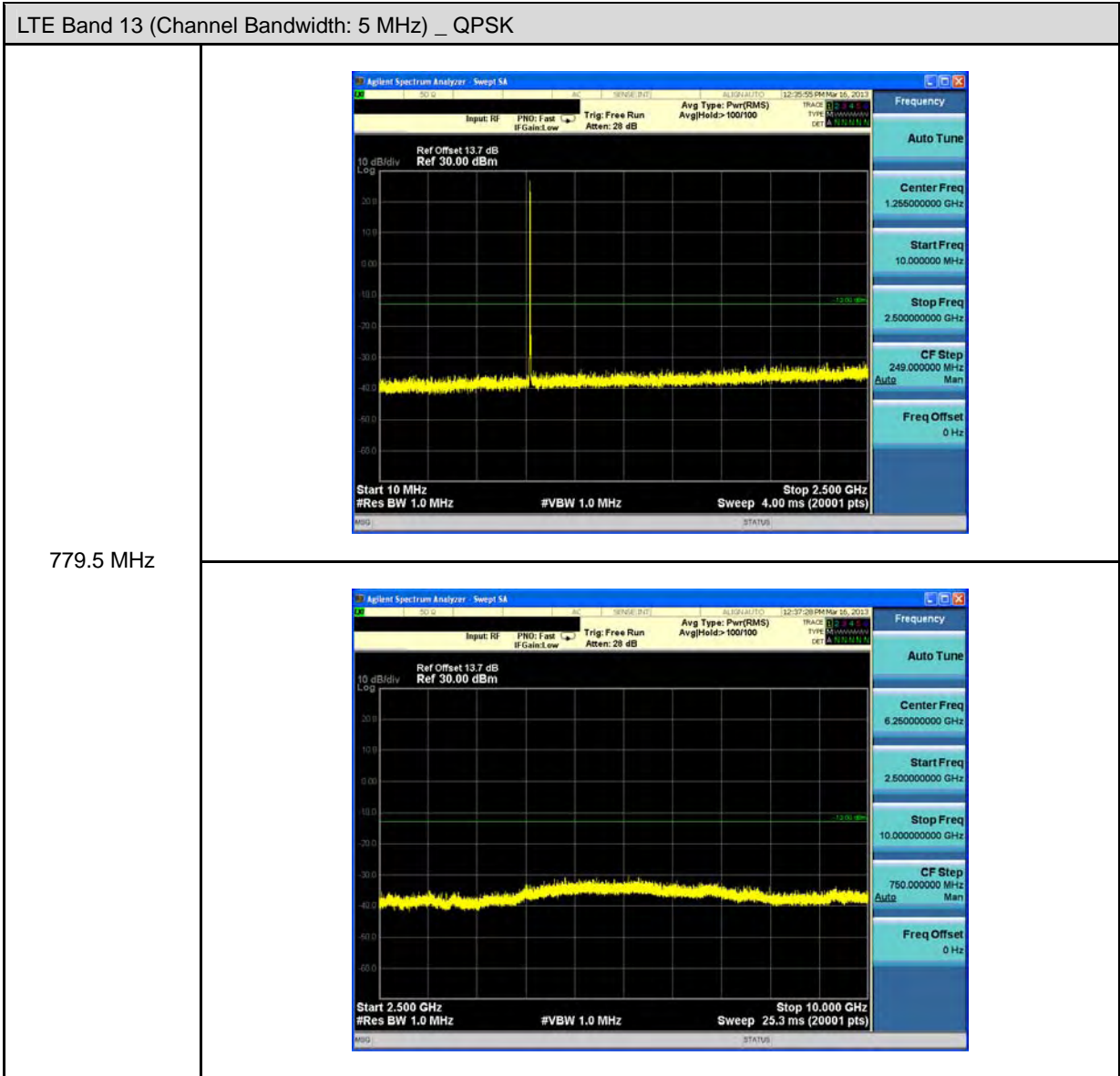


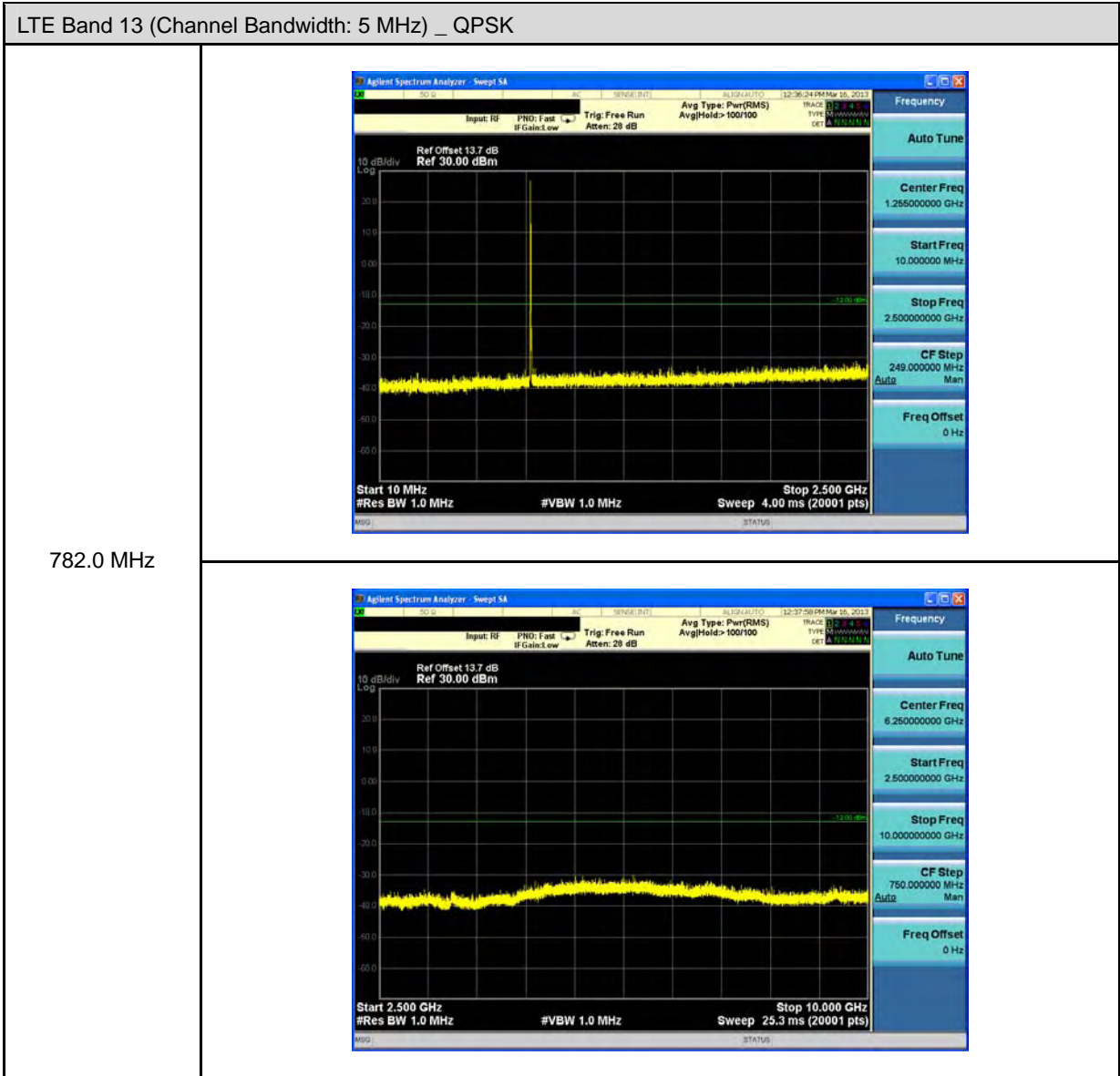


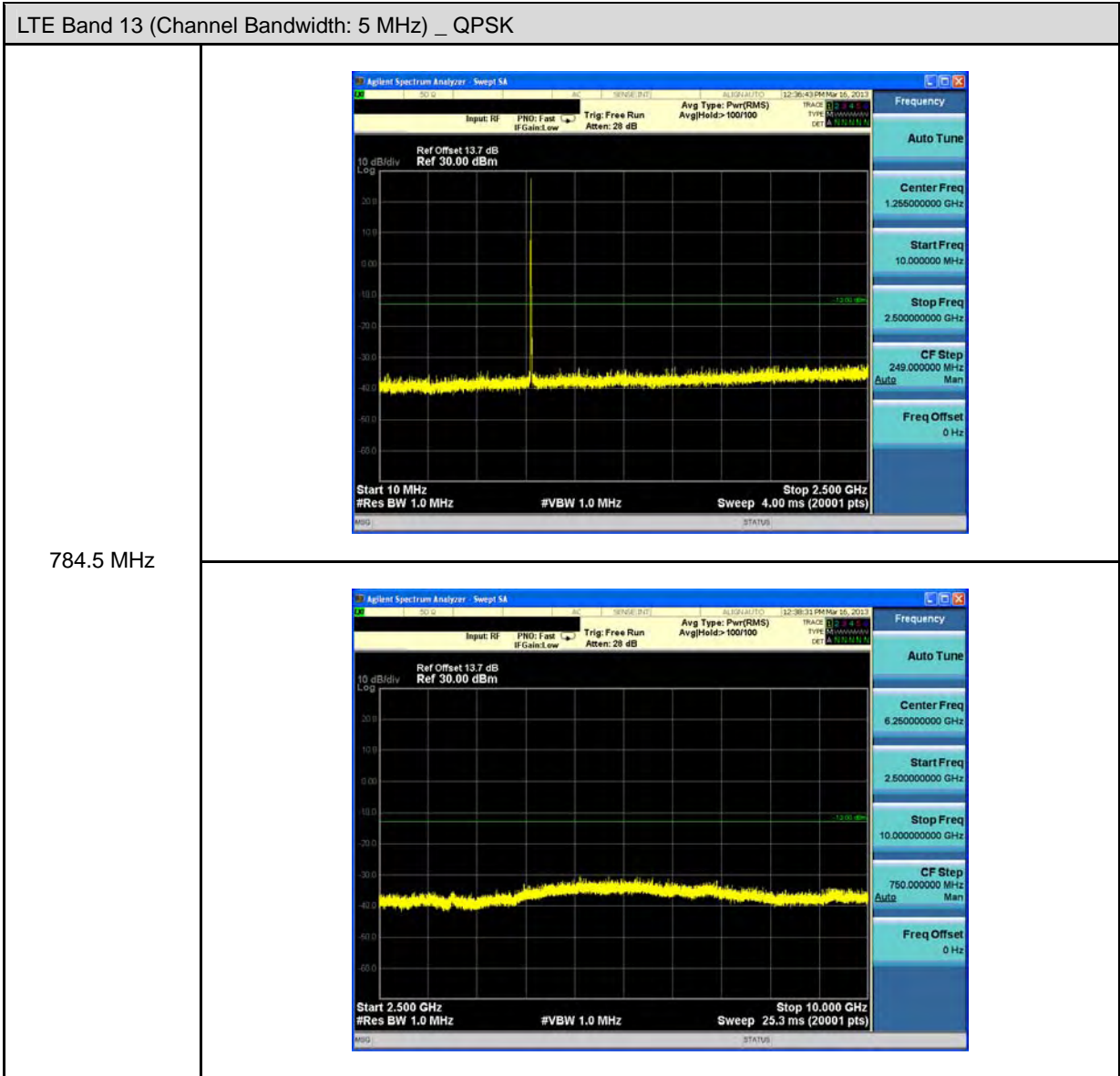


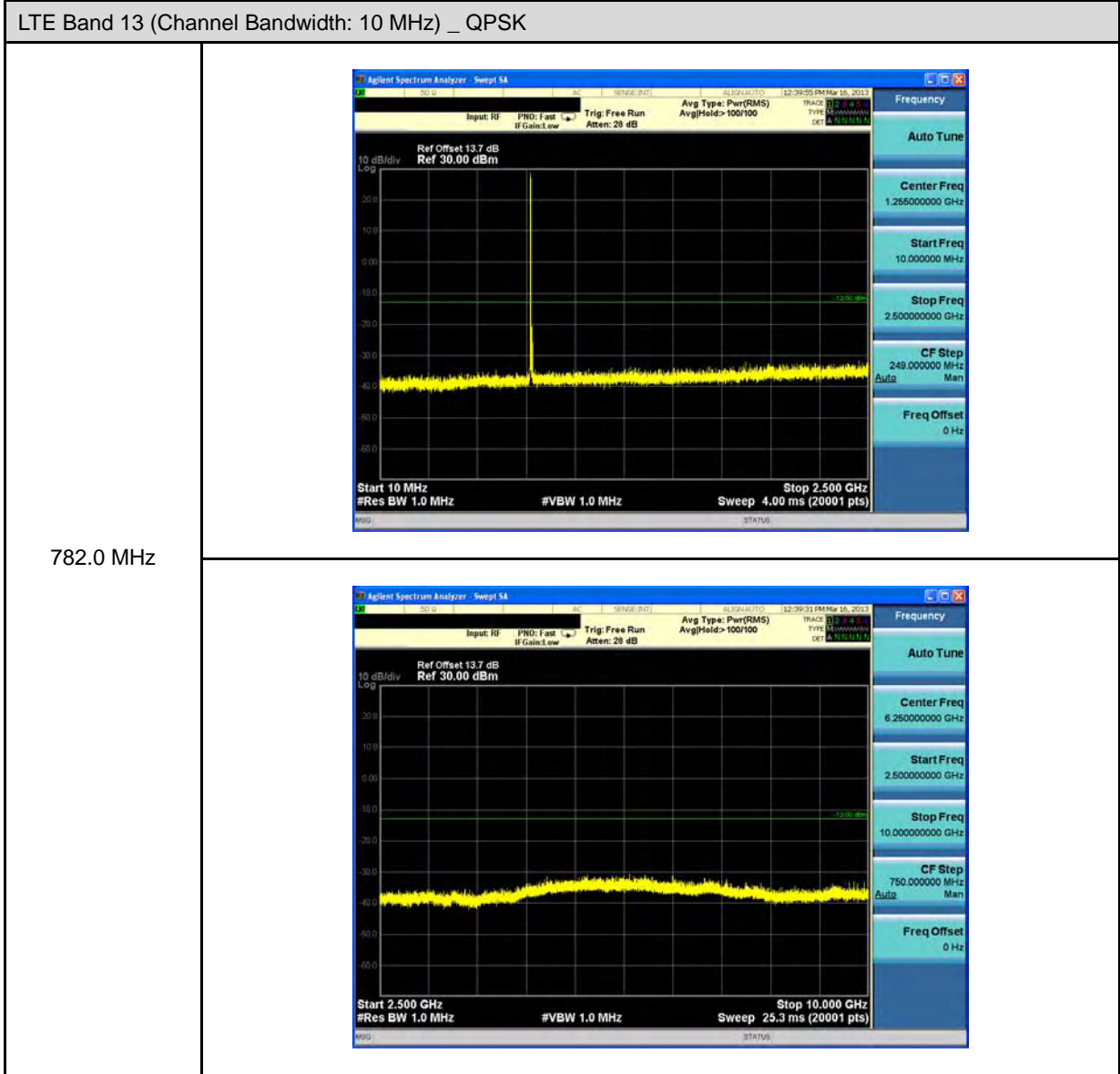


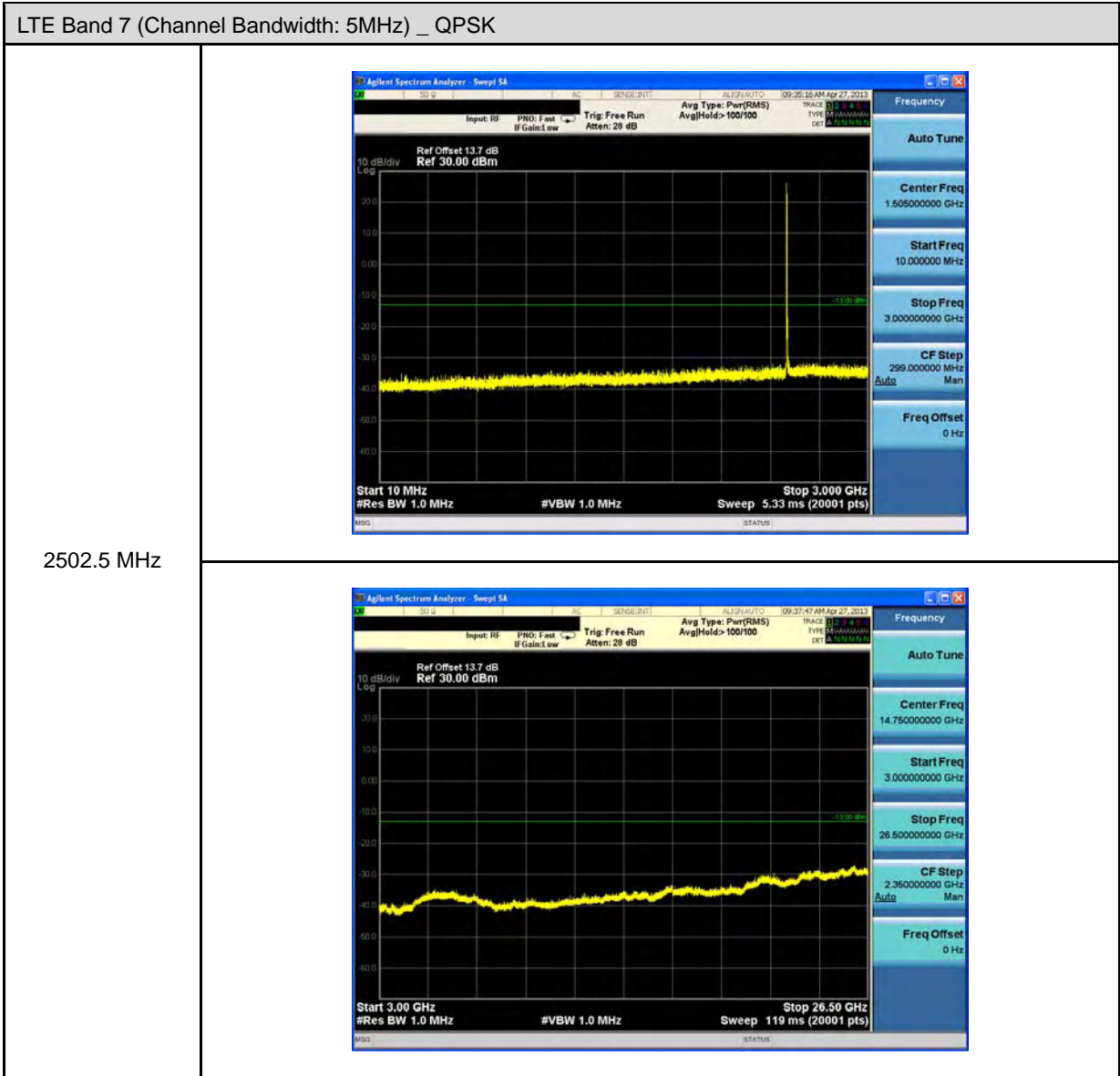


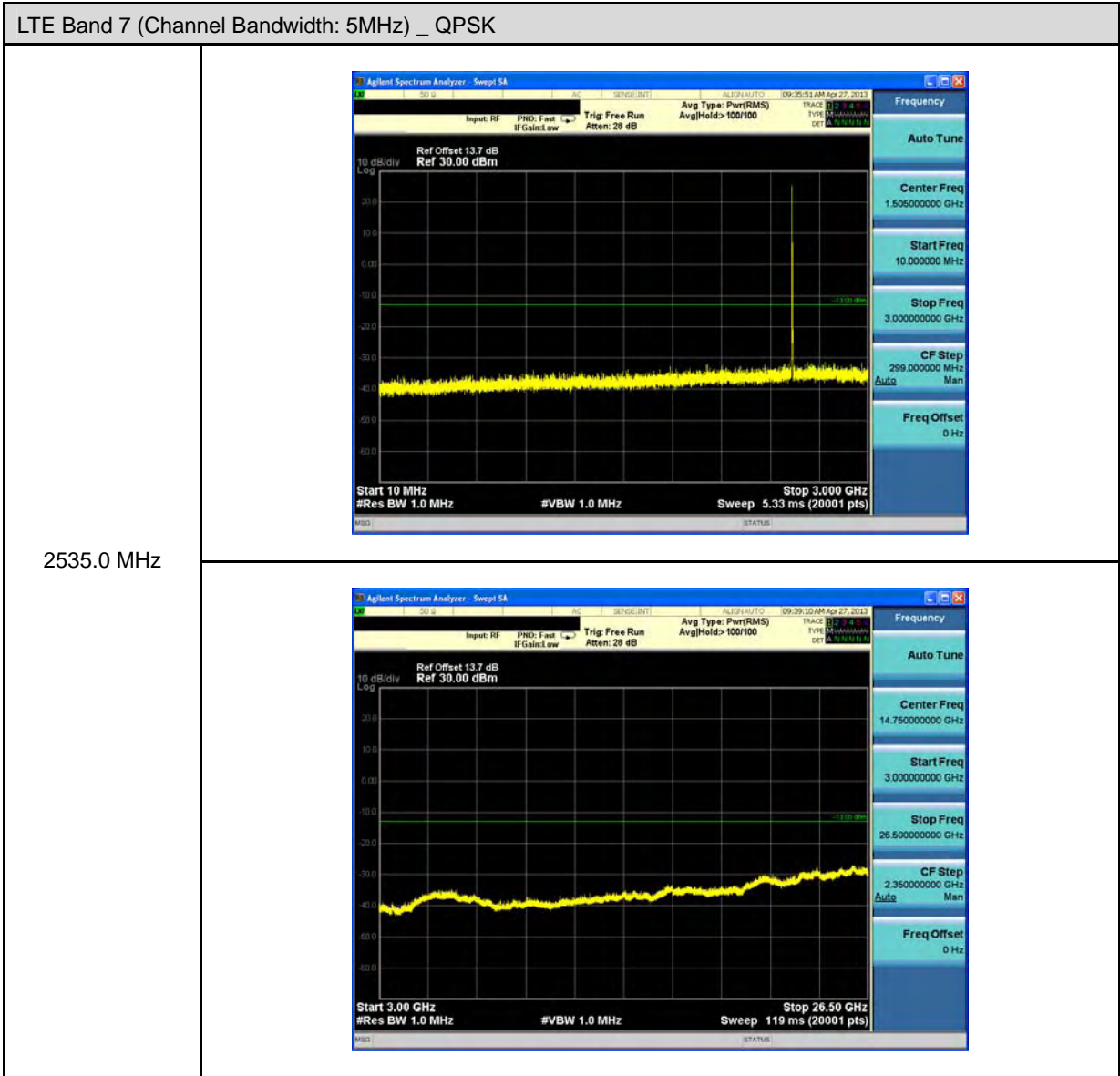


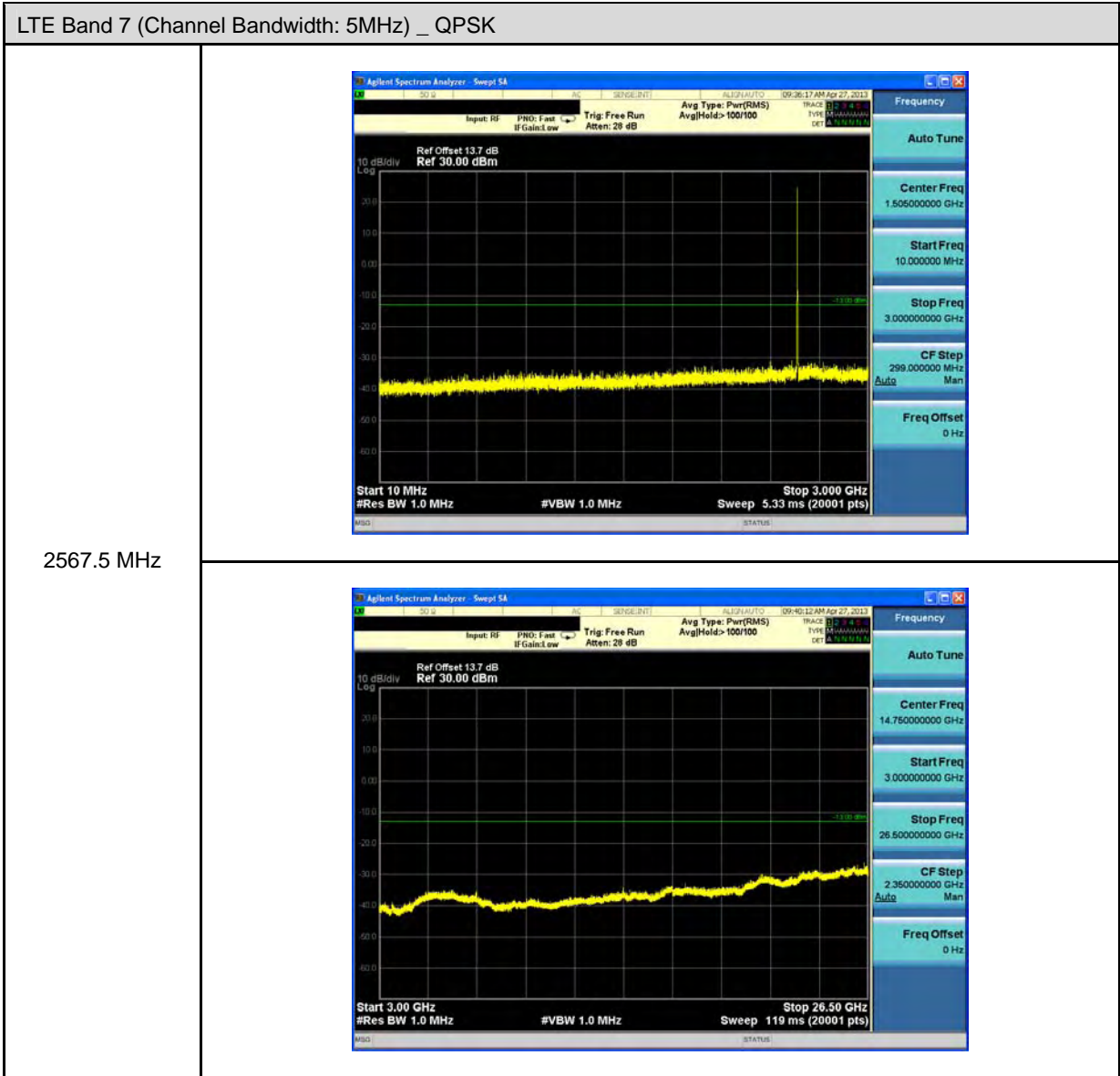


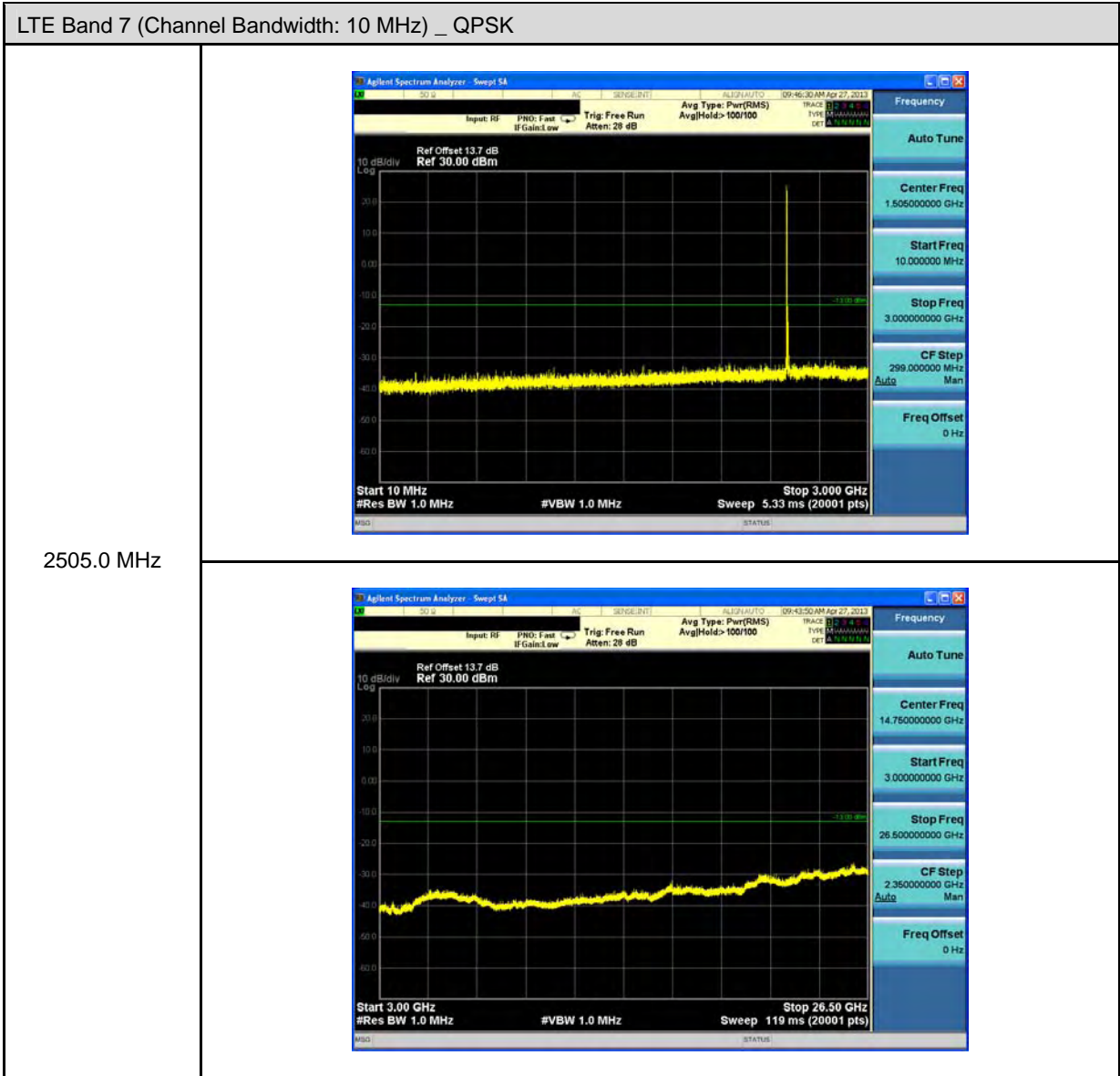


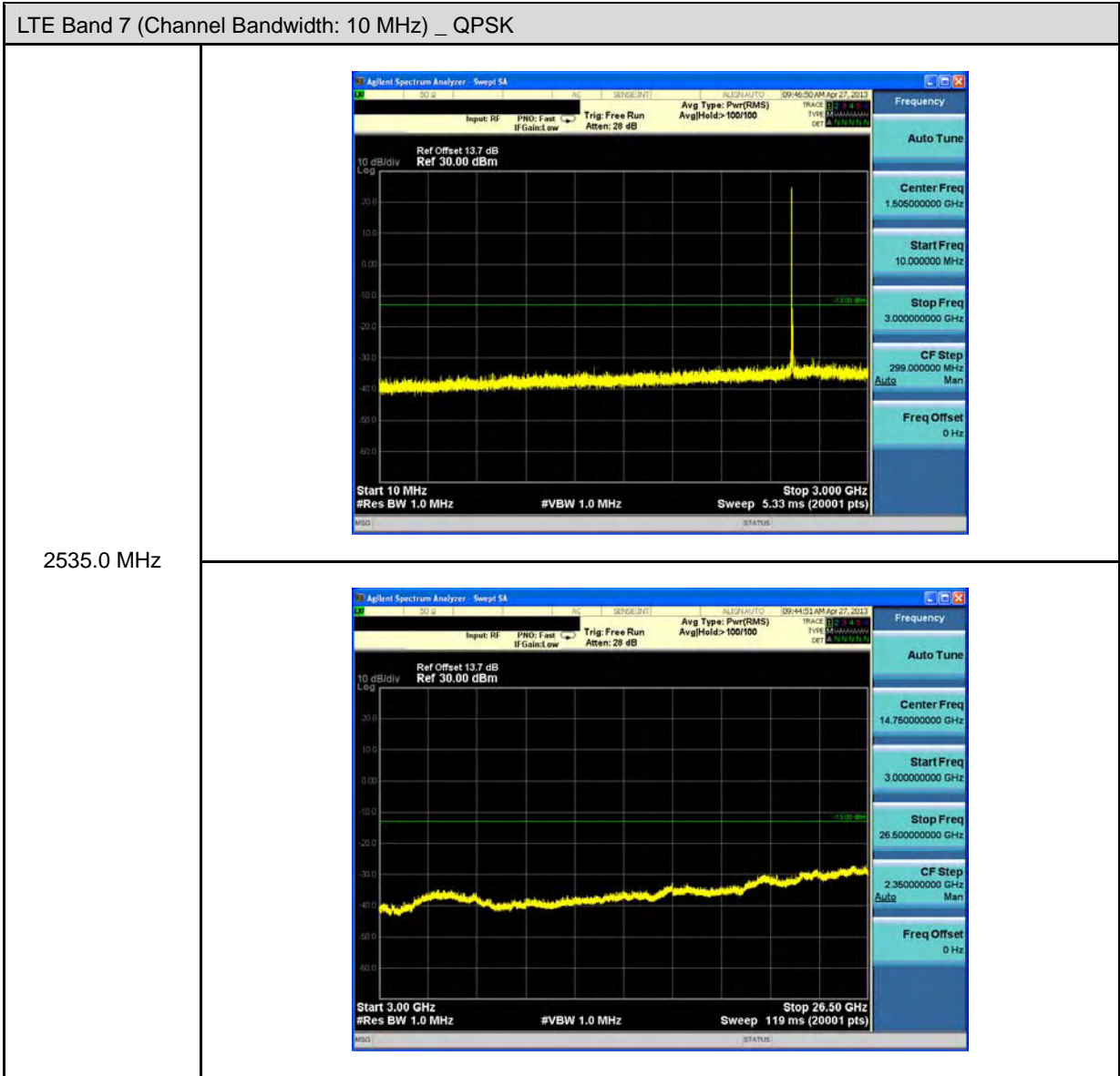


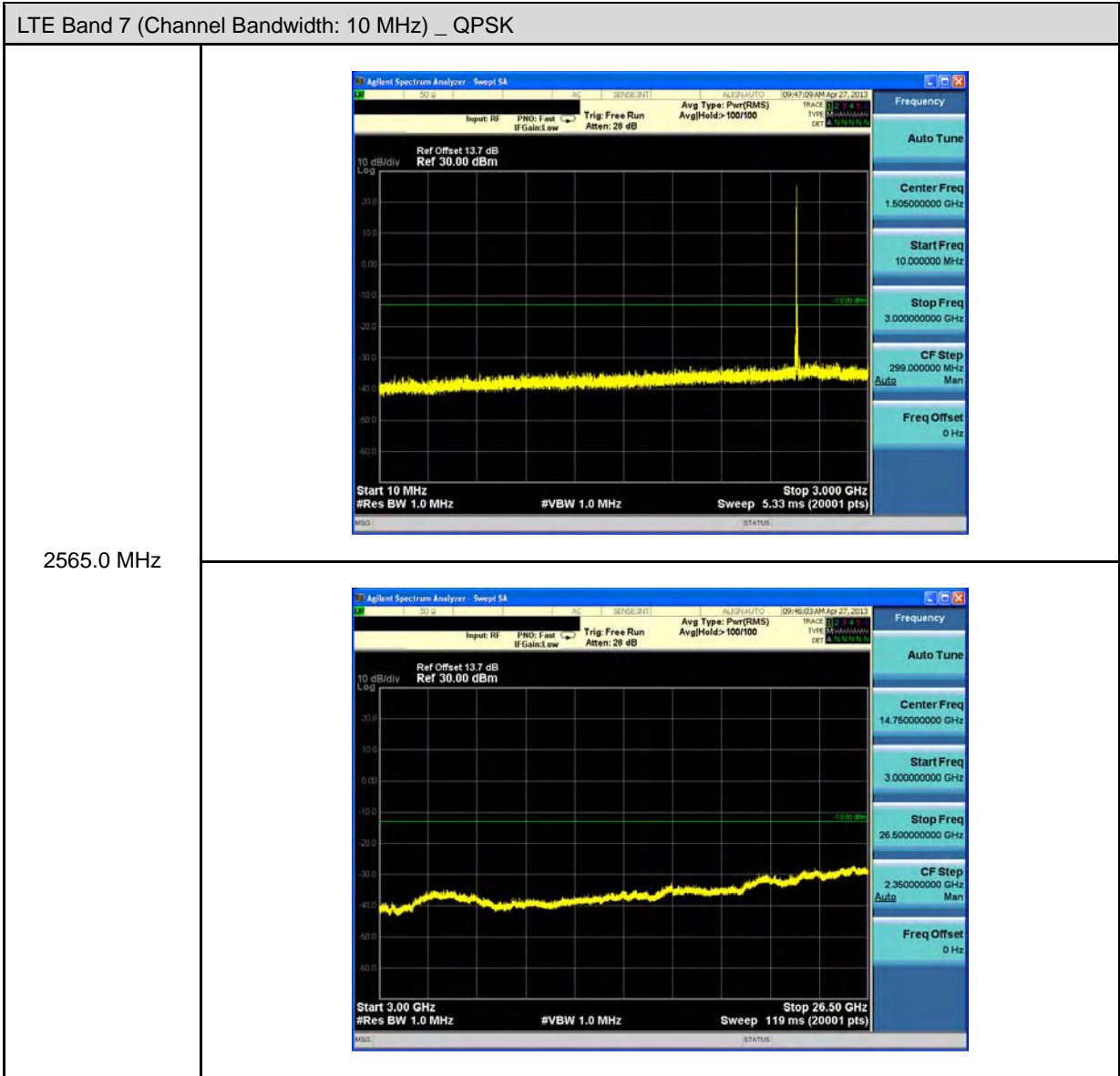


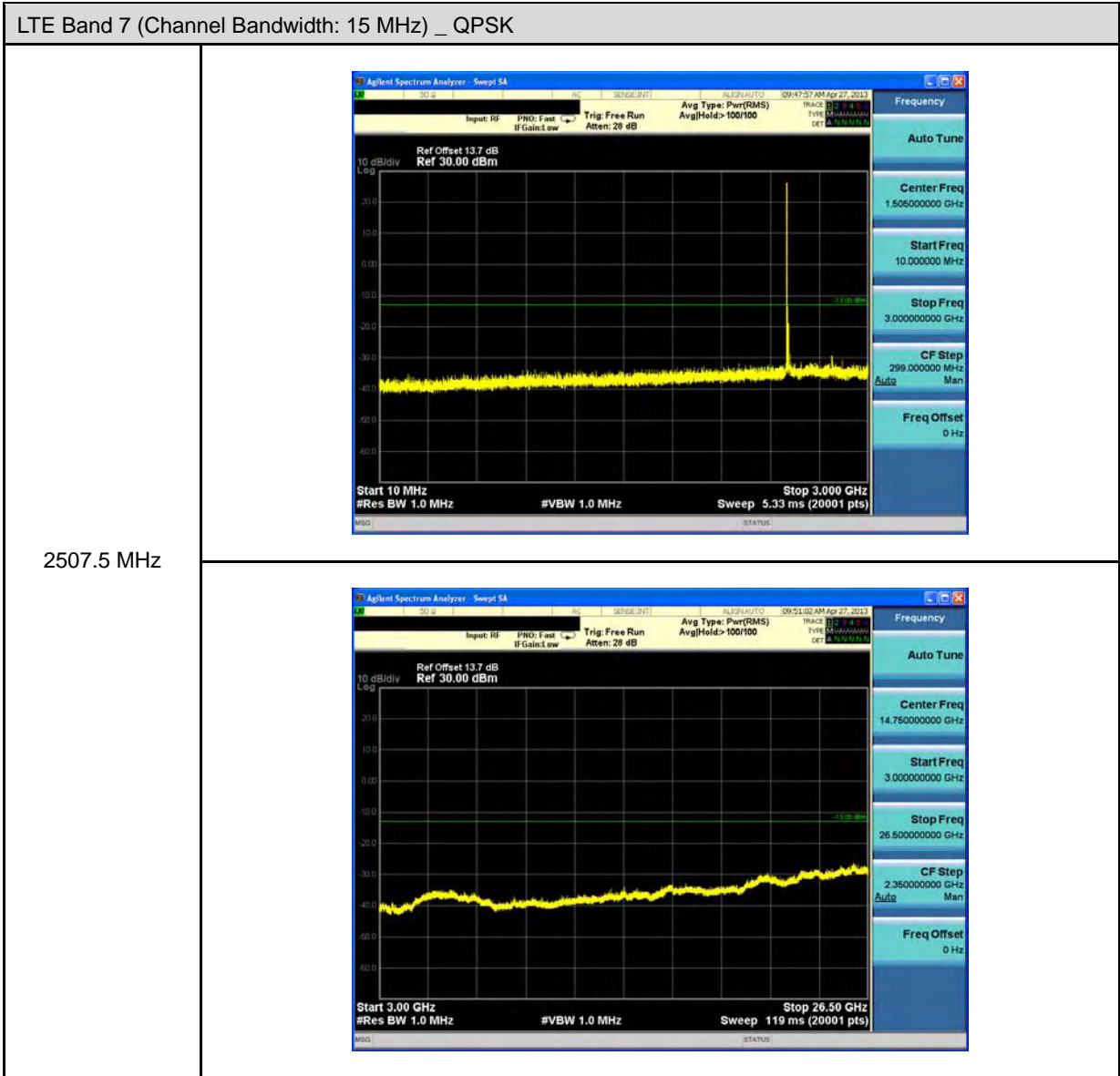


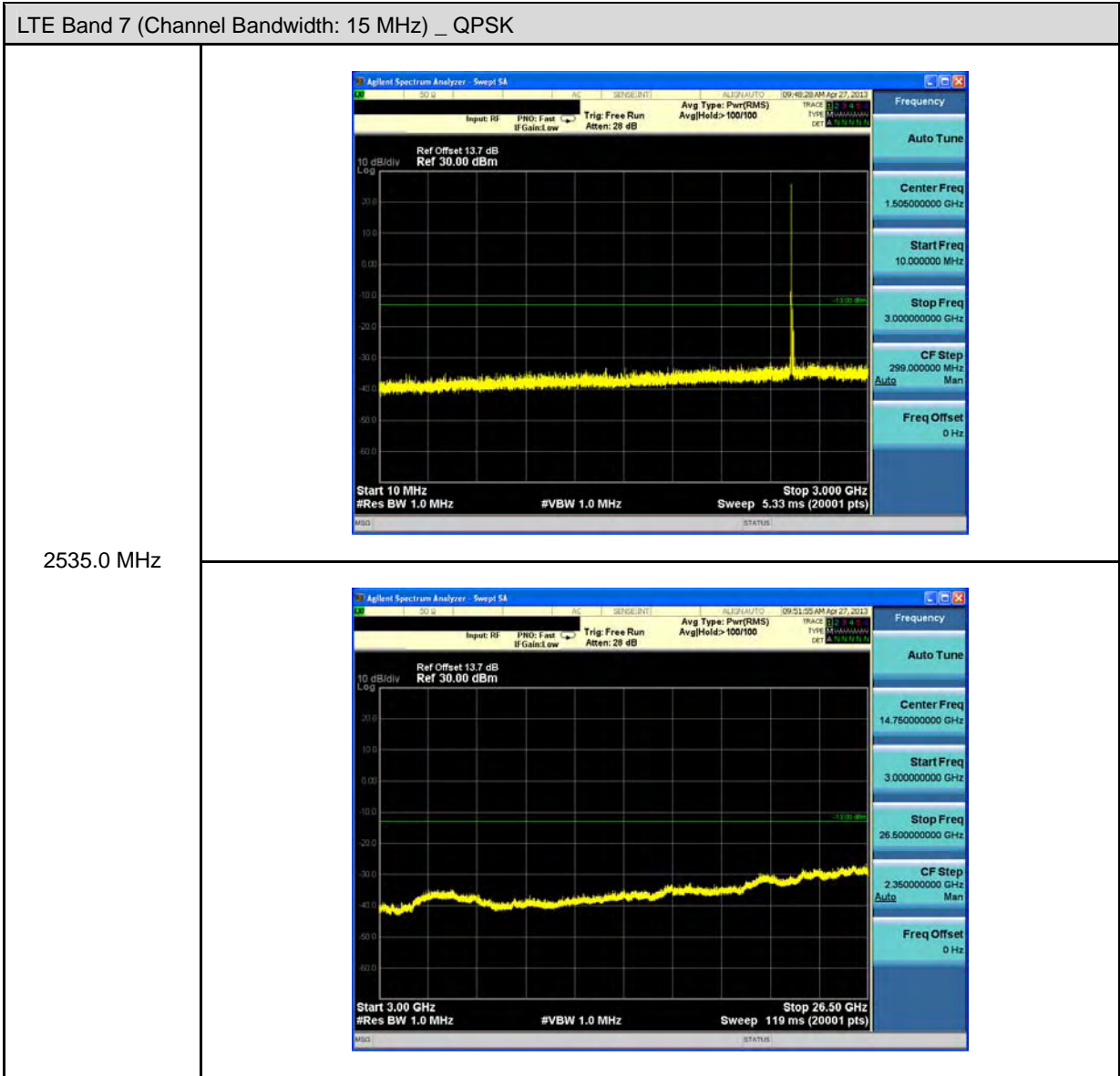


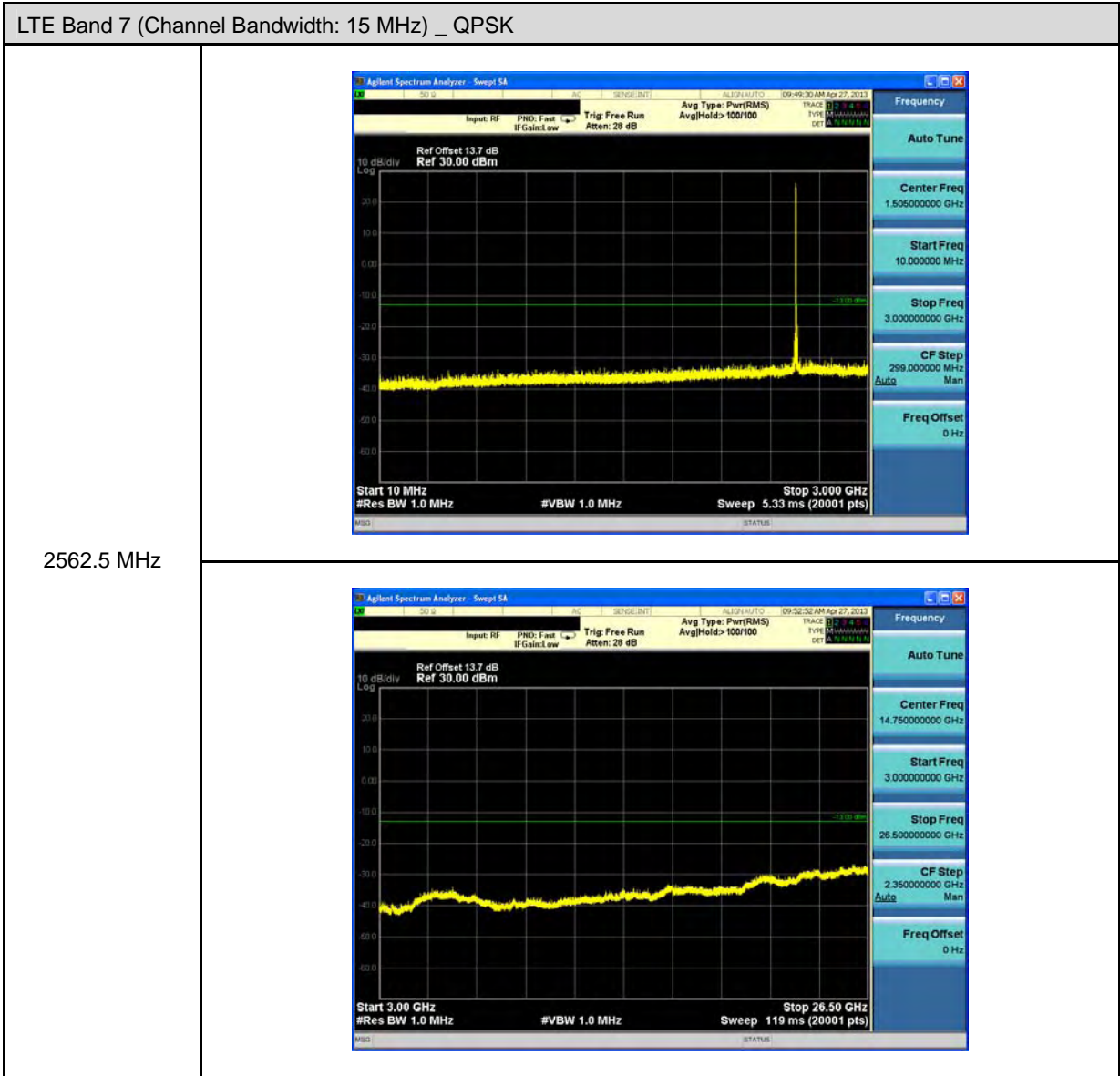


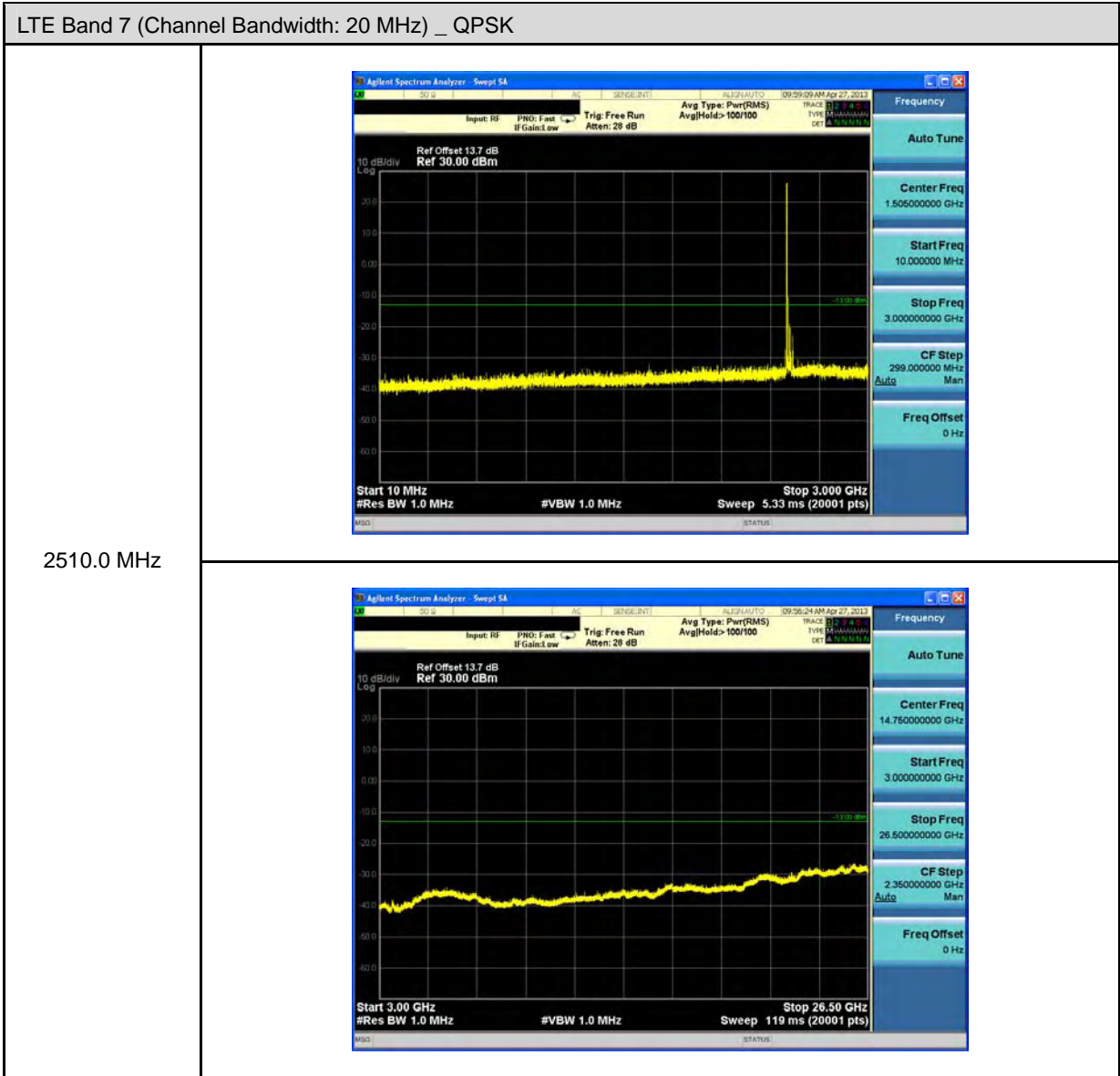


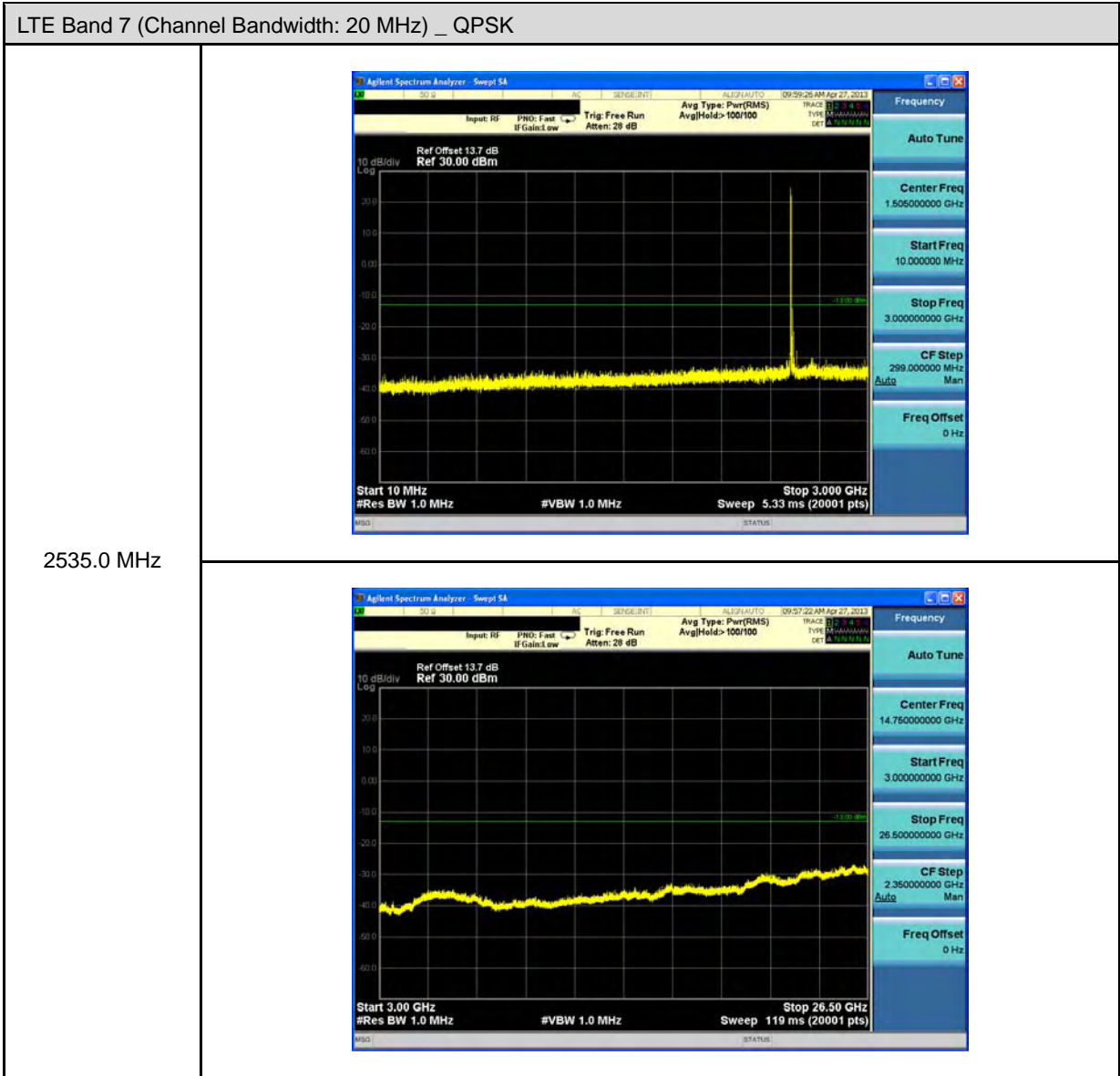


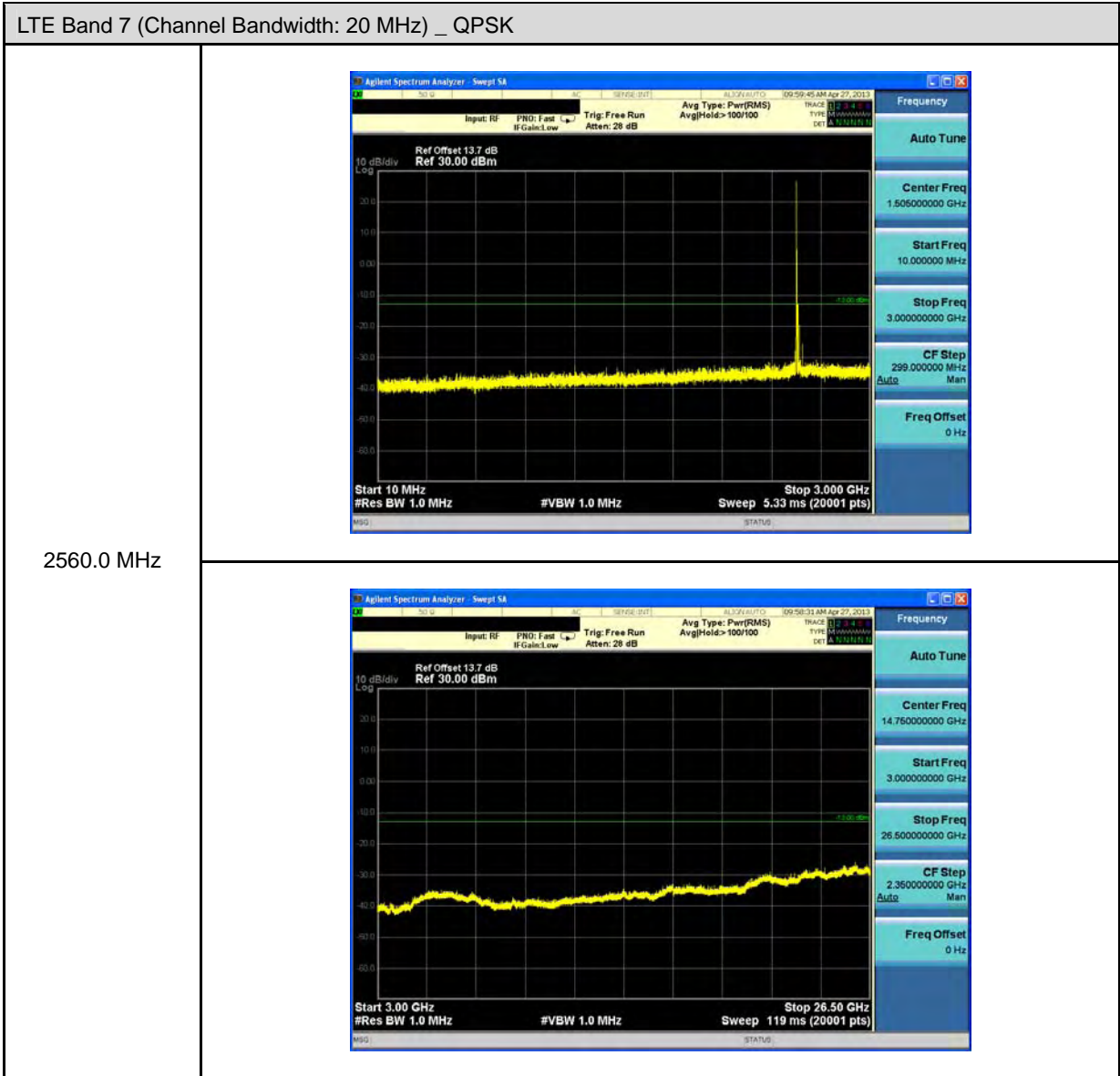












9 Radiated Emission Test

9.1. Limit

The power of any emission outside a licensee's frequency block shall be attenuated below the transmitter power (P) by at least $43 + 10 \log_{10}(P)$ dB. The limit of emission equal to -13dBm

For mobile digital stations, the attenuation factor shall be not less than $43 + 10 \log (P)$ dB at the channel edge and $55 + 10 \log (P)$ dB at 5.5 megahertz from the channel edges.

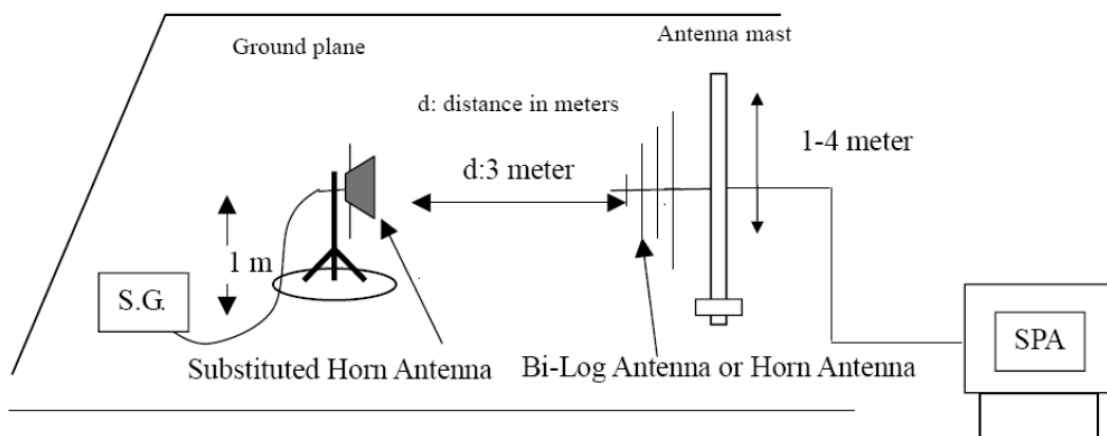
9.2. Test Instruments

3 Meter Chamber					
Equipment	Manufacturer	Model Number	Serial Number	Cal. Date	Remark
RF Pre-selector	Agilent	N9039A	MY46520256	01/21/2013	(2)
Spectrum Analyzer	Agilent	E4446A	MY46180578	01/21/2013	(1)
Pre Amplifier	Agilent	8449B	3008A02237	02/21/2013	(1)
Pre Amplifier	Agilent	8447D	2944A10961	02/21/2013	(1)
Broadband Antenna (30MHz~1GHz)	SCHWARZBECK MESS-ELEKTRONIK	VULB9163	9163-270	06/29/2012	(1)
Horn Antenna (1~18GHz)	SCHWARZBECK MESS-ELEKTRONIK	BBHA9120D	9120D-550	06/15/2012	(1)
Horn Antenna (18~40GHz)	SCHWARZBECK MESS-ELEKTRONIK	BBHA9170	9170-320	06/21/2012	(1)
Test Site	ATL	TE01	888001	08/28/2012	(1)

Remark: ⁽¹⁾ Calibration period 1 year. ⁽²⁾ Calibration period 2 years.

Note: N.C.R. = No Calibration Request.

9.3. Setup



9.4. Test Procedure

- a. The EUT was placed on the top of a rotating table 0.8 meters above the ground. The table was rotated 360 degrees to determine the position of the highest radiation.
- b. The EUT was set 3 meters away from the receiving antenna, which was mounted on antenna tower and its position at 0.8 m above the ground.
- c. For each suspected emission, the EUT was arranged to its worst case and the rotatable table was turned from 0 degrees to 360 degrees to find the maximum reading and recorded the value.
- d. Repeat step a ~ c for horizontal polarization.

Note: The resolution bandwidth of spectrum analyzer is 1 MHz and the video bandwidth is 3 MHz.

9.5. Uncertainty

The measurement uncertainty is defined as for Field Strength of Spurious Radiation measurement is ± 3.072 dB.

9.6. Test Result

Standard:	FCC Part 27	Test Distance:	3m
Test item:	Radiated Emission	Power:	AC 120V/60Hz
Model Number:	AirPrime AR7550	Temp.(°C)/Hum.(%RH):	26(°C)/60%RH
Band:	LTE Band 4	Date:	03/16/2013
Channel Bandwidth:	1.4 MHz	Test By:	Fly Lu
Modulation Technology:	QPSK		
Frequency:	1710.7 MHz		

No.	Frequency (MHz)	Reading (dBm)	Correct Factor(dB)	Result (dBm)	Limit (dBm)	Margin (dB)	Remark	Ant.Polar. H / V
1	153.5000	-66.58	-0.62	-67.20	-13.00	-54.20	peak	H
2	297.0000	-59.12	-2.66	-61.78	-13.00	-48.78	peak	H
3	429.0000	-76.26	3.64	-72.62	-13.00	-59.62	peak	H
4	541.0000	-70.80	8.23	-62.57	-13.00	-49.57	peak	H
5	660.0000	-75.17	7.16	-68.01	-13.00	-55.01	peak	H
6	837.5000	-77.58	12.08	-65.50	-13.00	-52.50	peak	H
7	3172.000	-71.25	18.20	-53.05	-13.00	-40.05	peak	H
8	4816.000	-72.61	22.78	-49.83	-13.00	-36.83	peak	H
9	6448.000	-74.39	30.22	-44.17	-13.00	-31.17	peak	H
1	159.5000	-74.90	12.45	-62.45	-13.00	-49.45	peak	V
2	297.0000	-59.95	2.44	-57.51	-13.00	-44.51	peak	V
3	396.0000	-69.62	1.39	-68.23	-13.00	-55.23	peak	V
4	495.0000	-71.62	2.66	-68.96	-13.00	-55.96	peak	V
5	614.5000	-76.07	8.50	-67.57	-13.00	-54.57	peak	V
6	837.5000	-79.17	11.34	-67.83	-13.00	-54.83	peak	V
7	2956.000	-72.50	19.90	-52.60	-13.00	-39.60	peak	V
8	4804.000	-73.38	26.75	-46.63	-13.00	-33.63	peak	V
9	6736.000	-75.06	29.86	-45.20	-13.00	-32.20	peak	V

Standard:	FCC Part 27	Test Distance:	3m
Test item:	Radiated Emission	Power:	AC 120V/60Hz
Model Number:	AirPrime AR7550	Temp.(°C)/Hum.(%RH):	26(°C)/60%RH
Band:	LTE Band 4	Date:	03/16/2013
Channel Bandwidth:	1.4 MHz	Test By:	Fly Lu
Modulation Technology:	QPSK		
Frequency:	1732.5 MHz		

No.	Frequency (MHz)	Reading (dBm)	Correct Factor(dB)	Result (dBm)	Limit (dBm)	Margin (dB)	Remark	Ant.Polar. H / V
1	153.5000	-67.04	-0.62	-67.66	-13.00	-54.66	peak	H
2	297.0000	-59.42	-2.66	-62.08	-13.00	-49.08	peak	H
3	396.0000	-74.73	2.19	-72.54	-13.00	-59.54	peak	H
4	541.0000	-70.20	8.23	-61.97	-13.00	-48.97	peak	H
5	660.0000	-74.73	7.16	-67.57	-13.00	-54.57	peak	H
6	890.5000	-80.77	13.65	-67.12	-13.00	-54.12	peak	H
7	3040.000	-71.98	17.85	-54.13	-13.00	-41.13	peak	H
8	4780.000	-73.23	22.57	-50.66	-13.00	-37.66	peak	H
9	6412.000	-75.11	30.04	-45.07	-13.00	-32.07	peak	H
1	158.5000	-70.72	11.96	-58.76	-13.00	-45.76	peak	V
2	297.0000	-59.56	2.44	-57.12	-13.00	-44.12	peak	V
3	396.0000	-69.17	1.39	-67.78	-13.00	-54.78	peak	V
4	495.0000	-71.42	2.66	-68.76	-13.00	-55.76	peak	V
5	614.5000	-77.81	8.50	-69.31	-13.00	-56.31	peak	V
6	837.5000	-79.14	11.34	-67.80	-13.00	-54.80	peak	V
7	2860.000	-72.14	19.22	-52.92	-13.00	-39.92	peak	V
8	4684.000	-73.21	26.53	-46.68	-13.00	-33.68	peak	V
9	6340.000	-75.10	28.75	-46.35	-13.00	-33.35	peak	V

Standard:	FCC Part 27	Test Distance:	3m
Test item:	Radiated Emission	Power:	AC 120V/60Hz
Model Number:	AirPrime AR7550	Temp.(°C)/Hum.(%RH):	26(°C)/60%RH
Band:	LTE Band 4	Date:	03/16/2013
Channel Bandwidth:	1.4 MHz	Test By:	Fly Lu
Modulation Technology:	QPSK		
Frequency:	1754.3 MHz		

No.	Frequency (MHz)	Reading (dBm)	Correct Factor(dB)	Result (dBm)	Limit (dBm)	Margin (dB)	Remark	Ant.Polar. H / V
1	153.5000	-65.20	-0.62	-65.82	-13.00	-52.82	peak	H
2	297.0000	-58.84	-2.66	-61.50	-13.00	-48.50	peak	H
3	396.0000	-75.17	2.19	-72.98	-13.00	-59.98	peak	H
4	537.5000	-70.37	8.18	-62.19	-13.00	-49.19	peak	H
5	660.0000	-74.22	7.16	-67.06	-13.00	-54.06	peak	H
6	889.5000	-80.74	13.62	-67.12	-13.00	-54.12	peak	H
7	3172.000	-71.70	18.20	-53.50	-13.00	-40.50	peak	H
8	4768.000	-73.40	22.52	-50.88	-13.00	-37.88	peak	H
9	6388.000	-74.34	29.94	-44.40	-13.00	-31.40	peak	H
1	153.5000	-70.77	9.55	-61.22	-13.00	-48.22	peak	V
2	297.0000	-61.34	2.44	-58.90	-13.00	-45.90	peak	V
3	396.0000	-69.19	1.39	-67.80	-13.00	-54.80	peak	V
4	495.0000	-71.81	2.66	-69.15	-13.00	-56.15	peak	V
5	660.0000	-73.58	9.39	-64.19	-13.00	-51.19	peak	V
6	837.5000	-78.39	11.34	-67.05	-13.00	-54.05	peak	V
7	2896.000	-71.80	19.48	-52.32	-13.00	-39.32	peak	V
8	4732.000	-74.10	26.62	-47.48	-13.00	-34.48	peak	V
9	6412.000	-73.17	28.96	-44.21	-13.00	-31.21	peak	V

Standard:	FCC Part 27	Test Distance:	3m
Test item:	Radiated Emission	Power:	AC 120V/60Hz
Model Number:	AirPrime AR7550	Temp.(°C)/Hum.(%RH):	26(°C)/60%RH
Band:	LTE Band 4	Date:	03/16/2013
Channel Bandwidth:	1.4 MHz	Test By:	Fly Lu
Modulation Technology:	16QAM		
Frequency:	1732.5 MHz		

No.	Frequency (MHz)	Reading (dBm)	Correct Factor(dB)	Result (dBm)	Limit (dBm)	Margin (dB)	Remark	Ant.Polar. H / V
1	153.5000	-68.03	-0.62	-68.65	-13.00	-55.65	peak	H
2	297.0000	-59.37	-2.66	-62.03	-13.00	-49.03	peak	H
3	396.0000	-74.60	2.19	-72.41	-13.00	-59.41	peak	H
4	539.0000	-70.37	8.24	-62.13	-13.00	-49.13	peak	H
5	660.0000	-74.50	7.16	-67.34	-13.00	-54.34	peak	H
6	917.5000	-81.84	14.65	-67.19	-13.00	-54.19	peak	H
7	3052.000	-70.72	17.88	-52.84	-13.00	-39.84	peak	H
8	4816.000	-73.91	22.78	-51.13	-13.00	-38.13	peak	H
9	6388.000	-73.88	29.94	-43.94	-13.00	-30.94	peak	H
1	161.0000	-74.44	11.75	-62.69	-13.00	-49.69	peak	V
2	297.0000	-60.57	2.44	-58.13	-13.00	-45.13	peak	V
3	429.0000	-73.79	1.39	-72.40	-13.00	-59.40	peak	V
4	528.0000	-72.22	3.57	-68.65	-13.00	-55.65	peak	V
5	660.0000	-72.98	9.39	-63.59	-13.00	-50.59	peak	V
6	837.5000	-77.80	11.34	-66.46	-13.00	-53.46	peak	V
7	3004.000	-72.26	20.25	-52.01	-13.00	-39.01	peak	V
8	4756.000	-73.14	26.66	-46.48	-13.00	-33.48	peak	V
9	6460.000	-73.61	29.11	-44.50	-13.00	-31.50	peak	V

Standard:	FCC Part 27	Test Distance:	3m
Test item:	Radiated Emission	Power:	AC 120V/60Hz
Model Number:	AirPrime AR7550	Temp.(°C)/Hum.(%RH):	26(°C)/60%RH
Band:	LTE Band 4	Date:	03/16/2013
Channel Bandwidth:	3 MHz	Test By:	Fly Lu
Modulation Technology:	QPSK		
Frequency:	1711.5 MHz		

No.	Frequency (MHz)	Reading (dBm)	Correct Factor(dB)	Result (dBm)	Limit (dBm)	Margin (dB)	Remark	Ant.Polar. H / V
1	153.5000	-66.63	-0.62	-67.25	-13.00	-54.25	peak	H
2	297.0000	-59.31	-2.66	-61.97	-13.00	-48.97	peak	H
3	429.0000	-77.32	3.64	-73.68	-13.00	-60.68	peak	H
4	565.0000	-71.46	7.76	-63.70	-13.00	-50.70	peak	H
5	660.0000	-74.89	7.16	-67.73	-13.00	-54.73	peak	H
6	831.5000	-80.49	12.03	-68.46	-13.00	-55.46	peak	H
7	2896.000	-71.77	17.47	-54.30	-13.00	-41.30	peak	H
8	4756.000	-73.24	22.45	-50.79	-13.00	-37.79	peak	H
9	6400.000	-72.92	30.00	-42.92	-13.00	-29.92	peak	H
1	165.0000	-70.46	7.96	-62.50	-13.00	-49.50	peak	V
2	297.0000	-60.73	2.44	-58.29	-13.00	-45.29	peak	V
3	396.0000	-69.32	1.39	-67.93	-13.00	-54.93	peak	V
4	495.0000	-70.99	2.66	-68.33	-13.00	-55.33	peak	V
5	660.0000	-74.11	9.39	-64.72	-13.00	-51.72	peak	V
6	837.5000	-79.47	11.34	-68.13	-13.00	-55.13	peak	V
7	2860.000	-71.07	19.22	-51.85	-13.00	-38.85	peak	V
8	4732.000	-72.68	26.62	-46.06	-13.00	-33.06	peak	V
9	6496.000	-74.55	29.21	-45.34	-13.00	-32.34	peak	V

Standard:	FCC Part 27	Test Distance:	3m
Test item:	Radiated Emission	Power:	AC 120V/60Hz
Model Number:	AirPrime AR7550	Temp.(°C)/Hum.(%RH):	26(°C)/60%RH
Band:	LTE Band 4	Date:	03/16/2013
Channel Bandwidth:	3 MHz	Test By:	Fly Lu
Modulation Technology:	QPSK		
Frequency:	1732.5 MHz		

No.	Frequency (MHz)	Reading (dBm)	Correct Factor(dB)	Result (dBm)	Limit (dBm)	Margin (dB)	Remark	Ant.Polar. H / V
1	153.5000	-65.86	-0.62	-66.48	-13.00	-53.48	peak	H
2	297.0000	-58.90	-2.66	-61.56	-13.00	-48.56	peak	H
3	396.0000	-74.04	2.19	-71.85	-13.00	-58.85	peak	H
4	541.0000	-69.87	8.23	-61.64	-13.00	-48.64	peak	H
5	660.0000	-73.23	7.16	-66.07	-13.00	-53.07	peak	H
6	872.5000	-80.29	13.13	-67.16	-13.00	-54.16	peak	H
7	3280.000	-70.79	18.49	-52.30	-13.00	-39.30	peak	H
8	4828.000	-72.91	22.83	-50.08	-13.00	-37.08	peak	H
9	6532.000	-74.47	30.61	-43.86	-13.00	-30.86	peak	H
1	165.0000	-70.97	7.96	-63.01	-13.00	-50.01	peak	V
2	297.0000	-59.43	2.44	-56.99	-13.00	-43.99	peak	V
3	396.0000	-68.15	1.39	-66.76	-13.00	-53.76	peak	V
4	528.0000	-72.40	3.57	-68.83	-13.00	-55.83	peak	V
5	660.0000	-73.60	9.39	-64.21	-13.00	-51.21	peak	V
6	808.0000	-78.79	11.64	-67.15	-13.00	-54.15	peak	V
7	2944.000	-70.49	19.82	-50.67	-13.00	-37.67	peak	V
8	4756.000	-73.86	26.66	-47.20	-13.00	-34.20	peak	V
9	6820.000	-73.94	30.10	-43.84	-13.00	-30.84	peak	V

Standard:	FCC Part 27	Test Distance:	3m
Test item:	Radiated Emission	Power:	AC 120V/60Hz
Model Number:	AirPrime AR7550	Temp.(°C)/Hum.(%RH):	26(°C)/60%RH
Band:	LTE Band 4	Date:	03/16/2013
Channel Bandwidth:	3 MHz	Test By:	Fly Lu
Modulation Technology:	QPSK		
Frequency:	1753.5 MHz		

No.	Frequency (MHz)	Reading (dBm)	Correct Factor(dB)	Result (dBm)	Limit (dBm)	Margin (dB)	Remark	Ant.Polar. H / V
1	152.5000	-67.76	-0.94	-68.70	-13.00	-55.70	peak	H
2	297.0000	-59.15	-2.66	-61.81	-13.00	-48.81	peak	H
3	396.0000	-75.01	2.19	-72.82	-13.00	-59.82	peak	H
4	539.0000	-70.90	8.24	-62.66	-13.00	-49.66	peak	H
5	660.0000	-74.43	7.16	-67.27	-13.00	-54.27	peak	H
6	899.5000	-80.91	14.04	-66.87	-13.00	-53.87	peak	H
7	2980.000	-71.66	17.68	-53.98	-13.00	-40.98	peak	H
8	4780.000	-73.88	22.57	-51.31	-13.00	-38.31	peak	H
9	6268.000	-74.44	29.35	-45.09	-13.00	-32.09	peak	H
1	159.0000	-75.41	12.19	-63.22	-13.00	-50.22	peak	V
2	297.0000	-59.35	2.44	-56.91	-13.00	-43.91	peak	V
3	429.0000	-74.35	1.39	-72.96	-13.00	-59.96	peak	V
4	495.0000	-71.63	2.66	-68.97	-13.00	-55.97	peak	V
5	660.0000	-74.50	9.39	-65.11	-13.00	-52.11	peak	V
6	837.5000	-78.98	11.34	-67.64	-13.00	-54.64	peak	V
7	3052.000	-71.40	20.53	-50.87	-13.00	-37.87	peak	V
8	4756.000	-72.61	26.66	-45.95	-13.00	-32.95	peak	V
9	6628.000	-73.91	29.56	-44.35	-13.00	-31.35	peak	V

Standard:	FCC Part 27	Test Distance:	3m
Test item:	Radiated Emission	Power:	AC 120V/60Hz
Model Number:	AirPrime AR7550	Temp.(°C)/Hum.(%RH):	26(°C)/60%RH
Band:	LTE Band 4	Date:	03/16/2013
Channel Bandwidth:	3 MHz	Test By:	Fly Lu
Modulation Technology:	16QAM		
Frequency:	1732.5 MHz		

No.	Frequency (MHz)	Reading (dBm)	Correct Factor(dB)	Result (dBm)	Limit (dBm)	Margin (dB)	Remark	Ant.Polar. H / V
1	153.5000	-67.92	-0.62	-68.54	-13.00	-55.54	peak	H
2	297.0000	-61.27	-2.66	-63.93	-13.00	-50.93	peak	H
3	396.0000	-75.11	2.19	-72.92	-13.00	-59.92	peak	H
4	539.0000	-69.70	8.24	-61.46	-13.00	-48.46	peak	H
5	660.0000	-75.15	7.16	-67.99	-13.00	-54.99	peak	H
6	860.5000	-80.71	13.02	-67.69	-13.00	-54.69	peak	H
7	2908.000	-72.22	17.51	-54.71	-13.00	-41.71	peak	H
8	4756.000	-72.66	22.45	-50.21	-13.00	-37.21	peak	H
9	6532.000	-74.62	30.61	-44.01	-13.00	-31.01	peak	H
1	160.5000	-74.65	12.20	-62.45	-13.00	-49.45	peak	V
2	297.0000	-61.03	2.44	-58.59	-13.00	-45.59	peak	V
3	462.0000	-72.05	1.77	-70.28	-13.00	-57.28	peak	V
4	660.0000	-74.70	9.39	-65.31	-13.00	-52.31	peak	V
5	805.0000	-81.40	11.72	-69.68	-13.00	-56.68	peak	V
6	938.5000	-81.49	12.67	-68.82	-13.00	-55.82	peak	V
7	2884.000	-72.71	19.39	-53.32	-13.00	-40.32	peak	V
8	4780.000	-73.63	26.70	-46.93	-13.00	-33.93	peak	V
9	6640.000	-73.86	29.59	-44.27	-13.00	-31.27	peak	V

Standard:	FCC Part 27	Test Distance:	3m
Test item:	Radiated Emission	Power:	AC 120V/60Hz
Model Number:	AirPrime AR7550	Temp.(°C)/Hum.(%RH):	26(°C)/60%RH
Band:	LTE Band 4	Date:	03/16/2013
Channel Bandwidth:	5 MHz	Test By:	Fly Lu
Modulation Technology:	QPSK		
Frequency:	1712.5 MHz		

No.	Frequency (MHz)	Reading (dBm)	Correct Factor(dB)	Result (dBm)	Limit (dBm)	Margin (dB)	Remark	Ant.Polar. H / V
1	153.5000	-66.30	-0.62	-66.92	-13.00	-53.92	peak	H
2	297.0000	-58.97	-2.66	-61.63	-13.00	-48.63	peak	H
3	462.0000	-76.09	4.73	-71.36	-13.00	-58.36	peak	H
4	552.0000	-68.87	7.99	-60.88	-13.00	-47.88	peak	H
5	660.0000	-73.38	7.16	-66.22	-13.00	-53.22	peak	H
6	837.5000	-79.63	12.08	-67.55	-13.00	-54.55	peak	H
7	3232.000	-70.64	18.36	-52.28	-13.00	-39.28	peak	H
8	4804.000	-72.81	22.71	-50.10	-13.00	-37.10	peak	H
9	6700.000	-73.93	31.34	-42.59	-13.00	-29.59	peak	H
1	158.0000	-73.11	11.73	-61.38	-13.00	-48.38	peak	V
2	297.0000	-61.08	2.44	-58.64	-13.00	-45.64	peak	V
3	462.0000	-71.76	1.77	-69.99	-13.00	-56.99	peak	V
4	614.5000	-77.61	8.50	-69.11	-13.00	-56.11	peak	V
5	837.5000	-77.73	11.34	-66.39	-13.00	-53.39	peak	V
6	946.0000	-81.93	12.63	-69.30	-13.00	-56.30	peak	V
7	2848.000	-71.10	19.13	-51.97	-13.00	-38.97	peak	V
8	4672.000	-73.19	26.52	-46.67	-13.00	-33.67	peak	V
9	6592.000	-72.69	29.47	-43.22	-13.00	-30.22	peak	V

Standard:	FCC Part 27	Test Distance:	3m
Test item:	Radiated Emission	Power:	AC 120V/60Hz
Model Number:	AirPrime AR7550	Temp.(°C)/Hum.(%RH):	26(°C)/60%RH
Band:	LTE Band 4	Date:	03/16/2013
Channel Bandwidth:	5 MHz	Test By:	Fly Lu
Modulation Technology:	QPSK		
Frequency:	1732.5 MHz		

No.	Frequency (MHz)	Reading (dBm)	Correct Factor(dB)	Result (dBm)	Limit (dBm)	Margin (dB)	Remark	Ant.Polar. H / V
1	153.5000	-66.66	-0.62	-67.28	-13.00	-54.28	peak	H
2	297.0000	-59.29	-2.66	-61.95	-13.00	-48.95	peak	H
3	396.0000	-75.18	2.19	-72.99	-13.00	-59.99	peak	H
4	539.0000	-71.07	8.24	-62.83	-13.00	-49.83	peak	H
5	660.0000	-74.98	7.16	-67.82	-13.00	-54.82	peak	H
6	870.0000	-80.94	13.11	-67.83	-13.00	-54.83	peak	H
7	2752.000	-71.42	17.12	-54.30	-13.00	-41.30	peak	H
8	4660.000	-73.53	21.94	-51.59	-13.00	-38.59	peak	H
9	6496.000	-73.72	30.45	-43.27	-13.00	-30.27	peak	H
1	156.5000	-72.41	11.00	-61.41	-13.00	-48.41	peak	V
2	297.0000	-60.92	2.44	-58.48	-13.00	-45.48	peak	V
3	462.0000	-72.19	1.77	-70.42	-13.00	-57.42	peak	V
4	582.5000	-81.36	6.11	-75.25	-13.00	-62.25	peak	V
5	660.0000	-73.52	9.39	-64.13	-13.00	-51.13	peak	V
6	837.5000	-78.50	11.34	-67.16	-13.00	-54.16	peak	V
7	2908.000	-71.48	19.57	-51.91	-13.00	-38.91	peak	V
8	4756.000	-73.29	26.66	-46.63	-13.00	-33.63	peak	V
9	6820.000	-74.36	30.10	-44.26	-13.00	-31.26	peak	V

Standard:	FCC Part 27	Test Distance:	3m
Test item:	Radiated Emission	Power:	AC 120V/60Hz
Model Number:	AirPrime AR7550	Temp.(°C)/Hum.(%RH):	26(°C)/60%RH
Band:	LTE Band 4	Date:	03/16/2013
Channel Bandwidth:	5 MHz	Test By:	Fly Lu
Modulation Technology:	QPSK		
Frequency:	1752.5 MHz		

No.	Frequency (MHz)	Reading (dBm)	Correct Factor(dB)	Result (dBm)	Limit (dBm)	Margin (dB)	Remark	Ant.Polar. H / V
1	153.5000	-64.63	-0.62	-65.25	-13.00	-52.25	peak	H
2	297.0000	-59.31	-2.66	-61.97	-13.00	-48.97	peak	H
3	396.0000	-74.25	2.19	-72.06	-13.00	-59.06	peak	H
4	541.0000	-70.75	8.23	-62.52	-13.00	-49.52	peak	H
5	660.0000	-74.26	7.16	-67.10	-13.00	-54.10	peak	H
6	892.0000	-80.65	13.72	-66.93	-13.00	-53.93	peak	H
7	3148.000	-70.66	18.14	-52.52	-13.00	-39.52	peak	H
8	4828.000	-72.38	22.83	-49.55	-13.00	-36.55	peak	H
9	6508.000	-74.67	30.51	-44.16	-13.00	-31.16	peak	H
1	165.0000	-70.42	7.96	-62.46	-13.00	-49.46	peak	V
2	297.0000	-61.06	2.44	-58.62	-13.00	-45.62	peak	V
3	396.0000	-69.69	1.39	-68.30	-13.00	-55.30	peak	V
4	495.0000	-70.82	2.66	-68.16	-13.00	-55.16	peak	V
5	660.0000	-73.47	9.39	-64.08	-13.00	-51.08	peak	V
6	837.5000	-78.42	11.34	-67.08	-13.00	-54.08	peak	V
7	2992.000	-71.86	20.17	-51.69	-13.00	-38.69	peak	V
8	4732.000	-73.56	26.62	-46.94	-13.00	-33.94	peak	V
9	6772.000	-74.06	29.96	-44.10	-13.00	-31.10	peak	V

Standard:	FCC Part 27	Test Distance:	3m
Test item:	Radiated Emission	Power:	AC 120V/60Hz
Model Number:	AirPrime AR7550	Temp.(°C)/Hum.(%RH):	26(°C)/60%RH
Band:	LTE Band 4	Date:	03/16/2013
Channel Bandwidth:	5 MHz	Test By:	Fly Lu
Modulation Technology:	16QAM		
Frequency:	1732.5 MHz		

No.	Frequency (MHz)	Reading (dBm)	Correct Factor(dB)	Result (dBm)	Limit (dBm)	Margin (dB)	Remark	Ant.Polar. H / V
1	153.5000	-67.43	-0.62	-68.05	-13.00	-55.05	peak	H
2	297.0000	-59.02	-2.66	-61.68	-13.00	-48.68	peak	H
3	396.0000	-75.67	2.19	-73.48	-13.00	-60.48	peak	H
4	537.5000	-70.17	8.18	-61.99	-13.00	-48.99	peak	H
5	660.0000	-74.62	7.16	-67.46	-13.00	-54.46	peak	H
6	895.5000	-81.23	13.86	-67.37	-13.00	-54.37	peak	H
7	2944.000	-72.50	17.60	-54.90	-13.00	-41.90	peak	H
8	4732.000	-74.70	22.32	-52.38	-13.00	-39.38	peak	H
9	6736.000	-73.43	31.50	-41.93	-13.00	-28.93	peak	H
1	153.5000	-72.02	9.55	-62.47	-13.00	-49.47	peak	V
2	297.0000	-61.11	2.44	-58.67	-13.00	-45.67	peak	V
3	462.0000	-71.82	1.77	-70.05	-13.00	-57.05	peak	V
4	604.5000	-80.77	7.78	-72.99	-13.00	-59.99	peak	V
5	660.0000	-74.17	9.39	-64.78	-13.00	-51.78	peak	V
6	837.5000	-78.42	11.34	-67.08	-13.00	-54.08	peak	V
7	3088.000	-68.78	20.74	-48.04	-13.00	-35.04	peak	V
8	4732.000	-73.51	26.62	-46.89	-13.00	-33.89	peak	V
9	6700.000	-74.15	29.76	-44.39	-13.00	-31.39	peak	V

Standard:	FCC Part 27	Test Distance:	3m
Test item:	Radiated Emission	Power:	AC 120V/60Hz
Model Number:	AirPrime AR7550	Temp.(°C)/Hum.(%RH):	26(°C)/60%RH
Band:	LTE Band 4	Date:	03/16/2013
Channel Bandwidth:	10 MHz	Test By:	Fly Lu
Modulation Technology:	QPSK		
Frequency:	1715.0 MHz		

No.	Frequency (MHz)	Reading (dBm)	Correct Factor(dB)	Result (dBm)	Limit (dBm)	Margin (dB)	Remark	Ant.Polar. H / V
1	153.5000	-66.16	-0.62	-66.78	-13.00	-53.78	peak	H
2	297.0000	-59.69	-2.66	-62.35	-13.00	-49.35	peak	H
3	429.0000	-78.35	3.64	-74.71	-13.00	-61.71	peak	H
4	539.0000	-70.81	8.24	-62.57	-13.00	-49.57	peak	H
5	660.0000	-74.15	7.16	-66.99	-13.00	-53.99	peak	H
6	837.5000	-78.84	12.08	-66.76	-13.00	-53.76	peak	H
7	2908.000	-71.83	17.51	-54.32	-13.00	-41.32	peak	H
8	4756.000	-73.28	22.45	-50.83	-13.00	-37.83	peak	H
9	6292.000	-74.36	29.48	-44.88	-13.00	-31.88	peak	H
1	165.0000	-68.08	7.96	-60.12	-13.00	-47.12	peak	V
2	297.0000	-60.32	2.44	-57.88	-13.00	-44.88	peak	V
3	429.0000	-74.43	1.39	-73.04	-13.00	-60.04	peak	V
4	594.0000	-78.98	7.00	-71.98	-13.00	-58.98	peak	V
5	697.0000	-79.33	10.10	-69.23	-13.00	-56.23	peak	V
6	868.0000	-81.66	11.32	-70.34	-13.00	-57.34	peak	V
7	2788.000	-71.92	18.70	-53.22	-13.00	-40.22	peak	V
8	4780.000	-74.04	26.70	-47.34	-13.00	-34.34	peak	V
9	6652.000	-74.46	29.62	-44.84	-13.00	-31.84	peak	V

Standard:	FCC Part 27	Test Distance:	3m
Test item:	Radiated Emission	Power:	AC 120V/60Hz
Model Number:	AirPrime AR7550	Temp.(°C)/Hum.(%RH):	26(°C)/60%RH
Band:	LTE Band 4	Date:	03/16/2013
Channel Bandwidth:	10 MHz	Test By:	Fly Lu
Modulation Technology:	QPSK		
Frequency:	1732.5 MHz		

No.	Frequency (MHz)	Reading (dBm)	Correct Factor(dB)	Result (dBm)	Limit (dBm)	Margin (dB)	Remark	Ant.Polar. H / V
1	153.5000	-64.80	-0.62	-65.42	-13.00	-52.42	peak	H
2	297.0000	-59.31	-2.66	-61.97	-13.00	-48.97	peak	H
3	396.0000	-75.14	2.19	-72.95	-13.00	-59.95	peak	H
4	539.0000	-69.68	8.24	-61.44	-13.00	-48.44	peak	H
5	660.0000	-73.79	7.16	-66.63	-13.00	-53.63	peak	H
6	837.5000	-79.90	12.08	-67.82	-13.00	-54.82	peak	H
7	3172.000	-69.83	18.20	-51.63	-13.00	-38.63	peak	H
8	4780.000	-73.33	22.57	-50.76	-13.00	-37.76	peak	H
9	6448.000	-75.55	30.22	-45.33	-13.00	-32.33	peak	H
1	160.0000	-74.91	12.68	-62.23	-13.00	-49.23	peak	V
2	297.0000	-59.45	2.44	-57.01	-13.00	-44.01	peak	V
3	462.0000	-71.84	1.77	-70.07	-13.00	-57.07	peak	V
4	614.5000	-77.51	8.50	-69.01	-13.00	-56.01	peak	V
5	713.5000	-80.24	10.64	-69.60	-13.00	-56.60	peak	V
6	859.0000	-80.74	11.60	-69.14	-13.00	-56.14	peak	V
7	2992.000	-72.03	20.17	-51.86	-13.00	-38.86	peak	V
8	4684.000	-72.74	26.53	-46.21	-13.00	-33.21	peak	V
9	6496.000	-72.65	29.21	-43.44	-13.00	-30.44	peak	V

Standard:	FCC Part 27	Test Distance:	3m
Test item:	Radiated Emission	Power:	AC 120V/60Hz
Model Number:	AirPrime AR7550	Temp.(°C)/Hum.(%RH):	26(°C)/60%RH
Band:	LTE Band 4	Date:	03/16/2013
Channel Bandwidth:	10 MHz	Test By:	Fly Lu
Modulation Technology:	QPSK		
Frequency:	1750.0 MHz		

No.	Frequency (MHz)	Reading (dBm)	Correct Factor(dB)	Result (dBm)	Limit (dBm)	Margin (dB)	Remark	Ant.Polar. H / V
1	153.5000	-65.82	-0.62	-66.44	-13.00	-53.44	peak	H
2	297.0000	-60.73	-2.66	-63.39	-13.00	-50.39	peak	H
3	462.0000	-76.70	4.73	-71.97	-13.00	-58.97	peak	H
4	537.5000	-70.53	8.18	-62.35	-13.00	-49.35	peak	H
5	660.0000	-75.04	7.16	-67.88	-13.00	-54.88	peak	H
6	844.5000	-80.32	12.31	-68.01	-13.00	-55.01	peak	H
7	3172.000	-70.75	18.20	-52.55	-13.00	-39.55	peak	H
8	4708.000	-72.45	22.19	-50.26	-13.00	-37.26	peak	H
9	6340.000	-74.97	29.70	-45.27	-13.00	-32.27	peak	H
1	159.5000	-74.78	12.45	-62.33	-13.00	-49.33	peak	V
2	297.0000	-59.96	2.44	-57.52	-13.00	-44.52	peak	V
3	462.0000	-72.44	1.77	-70.67	-13.00	-57.67	peak	V
4	594.0000	-79.02	7.00	-72.02	-13.00	-59.02	peak	V
5	706.5000	-81.21	10.41	-70.80	-13.00	-57.80	peak	V
6	843.5000	-79.22	11.40	-67.82	-13.00	-54.82	peak	V
7	3340.000	-71.01	22.19	-48.82	-13.00	-35.82	peak	V
8	4768.000	-73.16	26.69	-46.47	-13.00	-33.47	peak	V
9	6484.000	-72.62	29.17	-43.45	-13.00	-30.45	peak	V

Standard:	FCC Part 27	Test Distance:	3m
Test item:	Radiated Emission	Power:	AC 120V/60Hz
Model Number:	AirPrime AR7550	Temp.(°C)/Hum.(%RH):	26(°C)/60%RH
Band:	LTE Band 4	Date:	03/16/2013
Channel Bandwidth:	10 MHz	Test By:	Fly Lu
Modulation Technology:	16QAM		
Frequency:	1732.5 MHz		

No.	Frequency (MHz)	Reading (dBm)	Correct Factor(dB)	Result (dBm)	Limit (dBm)	Margin (dB)	Remark	Ant.Polar. H / V
1	153.5000	-66.36	-0.62	-66.98	-13.00	-53.98	peak	H
2	297.0000	-61.11	-2.66	-63.77	-13.00	-50.77	peak	H
3	396.0000	-74.84	2.19	-72.65	-13.00	-59.65	peak	H
4	495.0000	-73.81	6.67	-67.14	-13.00	-54.14	peak	H
5	660.0000	-74.10	7.16	-66.94	-13.00	-53.94	peak	H
6	831.5000	-80.21	12.03	-68.18	-13.00	-55.18	peak	H
7	3040.000	-71.85	17.85	-54.00	-13.00	-41.00	peak	H
8	4684.000	-73.48	22.06	-51.42	-13.00	-38.42	peak	H
9	6304.000	-74.55	29.53	-45.02	-13.00	-32.02	peak	H
1	165.0000	-69.41	7.96	-61.45	-13.00	-48.45	peak	V
2	297.0000	-60.11	2.44	-57.67	-13.00	-44.67	peak	V
3	462.0000	-71.32	1.77	-69.55	-13.00	-56.55	peak	V
4	627.5000	-78.14	8.79	-69.35	-13.00	-56.35	peak	V
5	719.5000	-81.03	10.85	-70.18	-13.00	-57.18	peak	V
6	868.0000	-81.32	11.32	-70.00	-13.00	-57.00	peak	V
7	3076.000	-70.77	20.66	-50.11	-13.00	-37.11	peak	V
8	4780.000	-74.24	26.70	-47.54	-13.00	-34.54	peak	V
9	6436.000	-74.44	29.03	-45.41	-13.00	-32.41	peak	V

Standard:	FCC Part 27	Test Distance:	3m
Test item:	Radiated Emission	Power:	AC 120V/60Hz
Model Number:	AirPrime AR7550	Temp.(°C)/Hum.(%RH):	26(°C)/60%RH
Band:	LTE Band 4	Date:	03/16/2013
Channel Bandwidth:	15 MHz	Test By:	Fly Lu
Modulation Technology:	QPSK		
Frequency:	1717.5 MHz		

No.	Frequency (MHz)	Reading (dBm)	Correct Factor(dB)	Result (dBm)	Limit (dBm)	Margin (dB)	Remark	Ant.Polar. H / V
1	153.5000	-59.36	-0.62	-59.98	-13.00	-46.98	peak	H
2	297.0000	-60.99	-2.66	-63.65	-13.00	-50.65	peak	H
3	429.0000	-76.06	3.64	-72.42	-13.00	-59.42	peak	H
4	539.0000	-70.16	8.24	-61.92	-13.00	-48.92	peak	H
5	660.0000	-74.13	7.16	-66.97	-13.00	-53.97	peak	H
6	859.0000	-81.79	12.98	-68.81	-13.00	-55.81	peak	H
7	3076.000	-70.73	17.94	-52.79	-13.00	-39.79	peak	H
8	4708.000	-73.42	22.19	-51.23	-13.00	-38.23	peak	H
9	6460.000	-73.49	30.28	-43.21	-13.00	-30.21	peak	H
1	160.5000	-74.58	12.20	-62.38	-13.00	-49.38	peak	V
2	297.0000	-60.63	2.44	-58.19	-13.00	-45.19	peak	V
3	396.0000	-69.45	1.39	-68.06	-13.00	-55.06	peak	V
4	528.0000	-72.32	3.57	-68.75	-13.00	-55.75	peak	V
5	660.0000	-74.58	9.39	-65.19	-13.00	-52.19	peak	V
6	843.5000	-80.59	11.40	-69.19	-13.00	-56.19	peak	V
7	2992.000	-71.66	20.17	-51.49	-13.00	-38.49	peak	V
8	4672.000	-72.85	26.52	-46.33	-13.00	-33.33	peak	V
9	6928.000	-73.36	30.37	-42.99	-13.00	-29.99	peak	V

Standard:	FCC Part 27	Test Distance:	3m
Test item:	Radiated Emission	Power:	AC 120V/60Hz
Model Number:	AirPrime AR7550	Temp.(°C)/Hum.(%RH):	26(°C)/60%RH
Band:	LTE Band 4	Date:	03/16/2013
Channel Bandwidth:	15 MHz	Test By:	Fly Lu
Modulation Technology:	QPSK		
Frequency:	1732.5 MHz		

No.	Frequency (MHz)	Reading (dBm)	Correct Factor(dB)	Result (dBm)	Limit (dBm)	Margin (dB)	Remark	Ant.Polar. H / V
1	152.0000	-68.63	-1.11	-69.74	-13.00	-56.74	peak	H
2	297.0000	-59.11	-2.66	-61.77	-13.00	-48.77	peak	H
3	396.0000	-74.78	2.19	-72.59	-13.00	-59.59	peak	H
4	537.5000	-70.75	8.18	-62.57	-13.00	-49.57	peak	H
5	660.0000	-74.21	7.16	-67.05	-13.00	-54.05	peak	H
6	922.5000	-81.55	14.76	-66.79	-13.00	-53.79	peak	H
7	2932.000	-71.86	17.57	-54.29	-13.00	-41.29	peak	H
8	4708.000	-71.68	22.19	-49.49	-13.00	-36.49	peak	H
9	6604.000	-73.18	30.93	-42.25	-13.00	-29.25	peak	H
1	158.5000	-73.81	11.96	-61.85	-13.00	-48.85	peak	V
2	297.0000	-61.39	2.44	-58.95	-13.00	-45.95	peak	V
3	396.0000	-69.32	1.39	-67.93	-13.00	-54.93	peak	V
4	495.0000	-70.80	2.66	-68.14	-13.00	-55.14	peak	V
5	660.0000	-73.57	9.39	-64.18	-13.00	-51.18	peak	V
6	891.0000	-79.63	10.72	-68.91	-13.00	-55.91	peak	V
7	2992.000	-70.53	20.17	-50.36	-13.00	-37.36	peak	V
8	4672.000	-72.84	26.52	-46.32	-13.00	-33.32	peak	V
9	6880.000	-72.63	30.24	-42.39	-13.00	-29.39	peak	V

Standard:	FCC Part 27	Test Distance:	3m
Test item:	Radiated Emission	Power:	AC 120V/60Hz
Model Number:	AirPrime AR7550	Temp.(°C)/Hum.(%RH):	26(°C)/60%RH
Band:	LTE Band 4	Date:	03/16/2013
Channel Bandwidth:	15 MHz	Test By:	Fly Lu
Modulation Technology:	QPSK		
Frequency:	1747.5 MHz		

No.	Frequency (MHz)	Reading (dBm)	Correct Factor(dB)	Result (dBm)	Limit (dBm)	Margin (dB)	Remark	Ant.Polar. H / V
1	155.5000	-67.23	0.01	-67.22	-13.00	-54.22	peak	H
2	297.0000	-61.27	-2.66	-63.93	-13.00	-50.93	peak	H
3	396.0000	-75.47	2.19	-73.28	-13.00	-60.28	peak	H
4	544.0000	-71.04	8.17	-62.87	-13.00	-49.87	peak	H
5	660.0000	-74.21	7.16	-67.05	-13.00	-54.05	peak	H
6	907.0000	-82.16	14.30	-67.86	-13.00	-54.86	peak	H
7	2812.000	-71.83	17.28	-54.55	-13.00	-41.55	peak	H
8	4672.000	-74.33	22.01	-52.32	-13.00	-39.32	peak	H
9	6436.000	-73.84	30.16	-43.68	-13.00	-30.68	peak	H
1	160.5000	-70.60	12.20	-58.40	-13.00	-45.40	peak	V
2	297.0000	-60.27	2.44	-57.83	-13.00	-44.83	peak	V
3	429.0000	-74.32	1.39	-72.93	-13.00	-59.93	peak	V
4	528.0000	-73.44	3.57	-69.87	-13.00	-56.87	peak	V
5	660.0000	-73.78	9.39	-64.39	-13.00	-51.39	peak	V
6	875.5000	-81.33	11.05	-70.28	-13.00	-57.28	peak	V
7	2860.000	-72.40	19.22	-53.18	-13.00	-40.18	peak	V
8	4720.000	-72.35	26.61	-45.74	-13.00	-32.74	peak	V
9	6484.000	-74.11	29.17	-44.94	-13.00	-31.94	peak	V

Standard:	FCC Part 27	Test Distance:	3m
Test item:	Radiated Emission	Power:	AC 120V/60Hz
Model Number:	AirPrime AR7550	Temp.(°C)/Hum.(%RH):	26(°C)/60%RH
Band:	LTE Band 4	Date:	03/16/2013
Channel Bandwidth:	15 MHz	Test By:	Fly Lu
Modulation Technology:	16QAM		
Frequency:	1732.5 MHz		

No.	Frequency (MHz)	Reading (dBm)	Correct Factor(dB)	Result (dBm)	Limit (dBm)	Margin (dB)	Remark	Ant.Polar. H / V
1	158.5000	-67.24	0.97	-66.27	-13.00	-53.27	peak	H
2	297.0000	-59.00	-2.66	-61.66	-13.00	-48.66	peak	H
3	396.0000	-75.06	2.19	-72.87	-13.00	-59.87	peak	H
4	539.0000	-70.69	8.24	-62.45	-13.00	-49.45	peak	H
5	660.0000	-74.69	7.16	-67.53	-13.00	-54.53	peak	H
6	863.0000	-81.25	13.05	-68.20	-13.00	-55.20	peak	H
7	2884.000	-71.32	17.45	-53.87	-13.00	-40.87	peak	H
8	4708.000	-73.23	22.19	-51.04	-13.00	-38.04	peak	H
9	6364.000	-73.24	29.82	-43.42	-13.00	-30.42	peak	H
1	165.0000	-70.94	7.96	-62.98	-13.00	-49.98	peak	V
2	297.0000	-61.21	2.44	-58.77	-13.00	-45.77	peak	V
3	396.0000	-69.94	1.39	-68.55	-13.00	-55.55	peak	V
4	495.0000	-71.00	2.66	-68.34	-13.00	-55.34	peak	V
5	660.0000	-73.38	9.39	-63.99	-13.00	-50.99	peak	V
6	867.0000	-80.73	11.36	-69.37	-13.00	-56.37	peak	V
7	3136.000	-69.83	21.01	-48.82	-13.00	-35.82	peak	V
8	4720.000	-72.09	26.61	-45.48	-13.00	-32.48	peak	V
9	6460.000	-74.09	29.11	-44.98	-13.00	-31.98	peak	V

Standard:	FCC Part 27	Test Distance:	3m
Test item:	Radiated Emission	Power:	AC 120V/60Hz
Model Number:	AirPrime AR7550	Temp.(°C)/Hum.(%RH):	26(°C)/60%RH
Band:	LTE Band 4	Date:	03/16/2013
Channel Bandwidth:	20 MHz	Test By:	Fly Lu
Modulation Technology:	QPSK		
Frequency:	1720.0 MHz		

No.	Frequency (MHz)	Reading (dBm)	Correct Factor(dB)	Result (dBm)	Limit (dBm)	Margin (dB)	Remark	Ant.Polar. H / V
1	153.5000	-66.45	-0.62	-67.07	-13.00	-54.07	peak	H
2	297.0000	-59.57	-2.66	-62.23	-13.00	-49.23	peak	H
3	396.0000	-74.15	2.19	-71.96	-13.00	-58.96	peak	H
4	541.0000	-70.47	8.23	-62.24	-13.00	-49.24	peak	H
5	660.0000	-75.11	7.16	-67.95	-13.00	-54.95	peak	H
6	837.5000	-78.85	12.08	-66.77	-13.00	-53.77	peak	H
7	2908.000	-71.11	17.51	-53.60	-13.00	-40.60	peak	H
8	4660.000	-73.05	21.94	-51.11	-13.00	-38.11	peak	H
9	6496.000	-74.78	30.45	-44.33	-13.00	-31.33	peak	H
1	160.5000	-73.19	12.20	-60.99	-13.00	-47.99	peak	V
2	297.0000	-59.64	2.44	-57.20	-13.00	-44.20	peak	V
3	429.0000	-74.43	1.39	-73.04	-13.00	-60.04	peak	V
4	528.0000	-72.04	3.57	-68.47	-13.00	-55.47	peak	V
5	660.0000	-74.05	9.39	-64.66	-13.00	-51.66	peak	V
6	837.5000	-78.70	11.34	-67.36	-13.00	-54.36	peak	V
7	3004.000	-70.99	20.25	-50.74	-13.00	-37.74	peak	V
8	4624.000	-74.31	26.43	-47.88	-13.00	-34.88	peak	V
9	6688.000	-73.67	29.73	-43.94	-13.00	-30.94	peak	V

Standard:	FCC Part 27	Test Distance:	3m
Test item:	Radiated Emission	Power:	AC 120V/60Hz
Model Number:	AirPrime AR7550	Temp.(°C)/Hum.(%RH):	26(°C)/60%RH
Band:	LTE Band 4	Date:	03/16/2013
Channel Bandwidth:	20 MHz	Test By:	Fly Lu
Modulation Technology:	QPSK		
Frequency:	1732.5 MHz		

No.	Frequency (MHz)	Reading (dBm)	Correct Factor(dB)	Result (dBm)	Limit (dBm)	Margin (dB)	Remark	Ant.Polar. H / V
1	153.5000	-66.42	-0.62	-67.04	-13.00	-54.04	peak	H
2	297.0000	-61.22	-2.66	-63.88	-13.00	-50.88	peak	H
3	396.0000	-73.54	2.19	-71.35	-13.00	-58.35	peak	H
4	539.0000	-71.20	8.24	-62.96	-13.00	-49.96	peak	H
5	660.0000	-74.20	7.16	-67.04	-13.00	-54.04	peak	H
6	837.5000	-79.74	12.08	-67.66	-13.00	-54.66	peak	H
7	3004.000	-71.67	17.74	-53.93	-13.00	-40.93	peak	H
8	4672.000	-73.76	22.01	-51.75	-13.00	-38.75	peak	H
9	6364.000	-74.34	29.82	-44.52	-13.00	-31.52	peak	H
1	160.5000	-74.02	12.20	-61.82	-13.00	-48.82	peak	V
2	297.0000	-61.32	2.44	-58.88	-13.00	-45.88	peak	V
3	396.0000	-69.45	1.39	-68.06	-13.00	-55.06	peak	V
4	495.0000	-72.33	2.66	-69.67	-13.00	-56.67	peak	V
5	660.0000	-74.31	9.39	-64.92	-13.00	-51.92	peak	V
6	843.5000	-79.82	11.40	-68.42	-13.00	-55.42	peak	V
7	2944.000	-71.58	19.82	-51.76	-13.00	-38.76	peak	V
8	4684.000	-71.96	26.53	-45.43	-13.00	-32.43	peak	V
9	6496.000	-73.50	29.21	-44.29	-13.00	-31.29	peak	V

Standard:	FCC Part 27	Test Distance:	3m
Test item:	Radiated Emission	Power:	AC 120V/60Hz
Model Number:	AirPrime AR7550	Temp.(°C)/Hum.(%RH):	26(°C)/60%RH
Band:	LTE Band 4	Date:	03/16/2013
Channel Bandwidth:	20 MHz	Test By:	Fly Lu
Modulation Technology:	QPSK		
Frequency:	1745.0 MHz		

No.	Frequency (MHz)	Reading (dBm)	Correct Factor(dB)	Result (dBm)	Limit (dBm)	Margin (dB)	Remark	Ant.Polar. H / V
1	153.5000	-67.02	-0.62	-67.64	-13.00	-54.64	peak	H
2	297.0000	-59.33	-2.66	-61.99	-13.00	-48.99	peak	H
3	396.0000	-74.85	2.19	-72.66	-13.00	-59.66	peak	H
4	541.0000	-71.02	8.23	-62.79	-13.00	-49.79	peak	H
5	660.0000	-75.30	7.16	-68.14	-13.00	-55.14	peak	H
6	865.0000	-78.98	13.07	-65.91	-13.00	-52.91	peak	H
7	3172.000	-71.67	18.20	-53.47	-13.00	-40.47	peak	H
8	4684.000	-74.64	22.06	-52.58	-13.00	-39.58	peak	H
9	6436.000	-74.92	30.16	-44.76	-13.00	-31.76	peak	H
1	159.0000	-74.27	12.19	-62.08	-13.00	-49.08	peak	V
2	297.0000	-59.61	2.44	-57.17	-13.00	-44.17	peak	V
3	462.0000	-72.03	1.77	-70.26	-13.00	-57.26	peak	V
4	614.5000	-76.33	8.50	-67.83	-13.00	-54.83	peak	V
5	812.0000	-80.85	11.51	-69.34	-13.00	-56.34	peak	V
6	929.0000	-80.98	12.26	-68.72	-13.00	-55.72	peak	V
7	2944.000	-71.48	19.82	-51.66	-13.00	-38.66	peak	V
8	4708.000	-73.15	26.57	-46.58	-13.00	-33.58	peak	V
9	6400.000	-74.29	28.94	-45.35	-13.00	-32.35	peak	V

Standard:	FCC Part 27	Test Distance:	3m
Test item:	Radiated Emission	Power:	AC 120V/60Hz
Model Number:	AirPrime AR7550	Temp.(°C)/Hum.(%RH):	26(°C)/60%RH
Band:	LTE Band 4	Date:	03/16/2013
Channel Bandwidth:	20 MHz	Test By:	Fly Lu
Modulation Technology:	16QAM		
Frequency:	1732.5 MHz		

No.	Frequency (MHz)	Reading (dBm)	Correct Factor(dB)	Result (dBm)	Limit (dBm)	Margin (dB)	Remark	Ant.Polar. H / V
1	153.5000	-66.52	-0.62	-67.14	-13.00	-54.14	peak	H
2	297.0000	-61.18	-2.66	-63.84	-13.00	-50.84	peak	H
3	396.0000	-74.62	2.19	-72.43	-13.00	-59.43	peak	H
4	541.0000	-71.19	8.23	-62.96	-13.00	-49.96	peak	H
5	660.0000	-74.75	7.16	-67.59	-13.00	-54.59	peak	H
6	856.0000	-81.48	12.84	-68.64	-13.00	-55.64	peak	H
7	3172.000	-70.96	18.20	-52.76	-13.00	-39.76	peak	H
8	4768.000	-73.02	22.52	-50.50	-13.00	-37.50	peak	H
9	6496.000	-73.68	30.45	-43.23	-13.00	-30.23	peak	H
1	158.5000	-73.97	11.96	-62.01	-13.00	-49.01	peak	V
2	297.0000	-60.10	2.44	-57.66	-13.00	-44.66	peak	V
3	396.0000	-69.62	1.39	-68.23	-13.00	-55.23	peak	V
4	495.0000	-70.97	2.66	-68.31	-13.00	-55.31	peak	V
5	660.0000	-74.16	9.39	-64.77	-13.00	-51.77	peak	V
6	837.5000	-79.50	11.34	-68.16	-13.00	-55.16	peak	V
7	2932.000	-72.78	19.74	-53.04	-13.00	-40.04	peak	V
8	4684.000	-73.01	26.53	-46.48	-13.00	-33.48	peak	V
9	6484.000	-74.37	29.17	-45.20	-13.00	-32.20	peak	V

Standard:	FCC Part 27	Test Distance:	3m
Test item:	Radiated Emission	Power:	AC 120V/60Hz
Model Number:	AirPrime AR7550	Temp.(°C)/Hum.(%RH):	26(°C)/60%RH
Band:	LTE Band 13	Date:	03/16/2013
Channel Bandwidth:	5 MHz	Test By:	Fly Lu
Modulation Technology:	QPSK		
Frequency:	779.5 MHz		

No.	Frequency (MHz)	Reading (dBm)	Correct Factor(dB)	Result (dBm)	Limit (dBm)	Margin (dB)	Remark	Ant.Polar. H / V
1	153.5000	-59.80	-0.62	-60.42	-13.00	-47.42	peak	H
2	297.0000	-59.94	-2.66	-62.60	-13.00	-49.60	peak	H
3	396.0000	-75.49	2.19	-73.30	-13.00	-60.30	peak	H
4	480.5000	-77.49	5.76	-71.73	-13.00	-58.73	peak	H
5	537.5000	-69.40	8.18	-61.22	-13.00	-48.22	peak	H
6	660.0000	-74.62	7.16	-67.46	-13.00	-54.46	peak	H
7	3088.000	-69.20	17.99	-51.21	-13.00	-38.21	peak	H
8	4660.000	-73.60	21.94	-51.66	-13.00	-38.66	peak	H
9	7204.000	-72.72	33.11	-39.61	-13.00	-26.61	peak	H
1	159.5000	-67.95	12.45	-55.50	-13.00	-42.50	peak	V
2	297.0000	-59.23	2.44	-56.79	-13.00	-43.79	peak	V
3	429.0000	-74.75	1.39	-73.36	-13.00	-60.36	peak	V
4	528.0000	-72.52	3.57	-68.95	-13.00	-55.95	peak	V
5	603.0000	-80.02	7.66	-72.36	-13.00	-59.36	peak	V
6	719.0000	-74.87	10.83	-64.04	-13.00	-51.04	peak	V
7	2872.000	-70.53	19.30	-51.23	-13.00	-38.23	peak	V
8	4732.000	-73.95	26.62	-47.33	-13.00	-34.33	peak	V
9	7432.000	-73.09	31.01	-42.08	-13.00	-29.08	peak	V

Standard:	FCC Part 27	Test Distance:	3m
Test item:	Radiated Emission	Power:	AC 120V/60Hz
Model Number:	AirPrime AR7550	Temp.(°C)/Hum.(%RH):	26(°C)/60%RH
Band:	LTE Band 13	Date:	03/16/2013
Channel Bandwidth:	5 MHz	Test By:	Fly Lu
Modulation Technology:	QPSK		
Frequency:	782.0 MHz		

No.	Frequency (MHz)	Reading (dBm)	Correct Factor(dB)	Result (dBm)	Limit (dBm)	Margin (dB)	Remark	Ant.Polar. H / V
1	153.5000	-57.66	-0.62	-58.28	-13.00	-45.28	peak	H
2	297.0000	-58.93	-2.66	-61.59	-13.00	-48.59	peak	H
3	429.0000	-76.49	3.64	-72.85	-13.00	-59.85	peak	H
4	537.5000	-67.94	8.18	-59.76	-13.00	-46.76	peak	H
5	623.5000	-75.19	7.55	-67.64	-13.00	-54.64	peak	H
6	693.0000	-77.98	6.98	-71.00	-13.00	-58.00	peak	H
7	2812.000	-70.41	17.28	-53.13	-13.00	-40.13	peak	H
8	4672.000	-71.75	22.01	-49.74	-13.00	-36.74	peak	H
9	7228.000	-72.21	33.17	-39.04	-13.00	-26.04	peak	H
1	160.0000	-68.49	12.68	-55.81	-13.00	-42.81	peak	V
2	297.0000	-59.97	2.44	-57.53	-13.00	-44.53	peak	V
3	396.0000	-69.17	1.39	-67.78	-13.00	-54.78	peak	V
4	495.0000	-71.51	2.66	-68.85	-13.00	-55.85	peak	V
5	583.5000	-79.94	6.18	-73.76	-13.00	-60.76	peak	V
6	660.0000	-73.94	9.39	-64.55	-13.00	-51.55	peak	V
7	2944.000	-70.49	19.82	-50.67	-13.00	-37.67	peak	V
8	4756.000	-73.85	26.66	-47.19	-13.00	-34.19	peak	V
9	7216.000	-72.93	30.79	-42.14	-13.00	-29.14	peak	V

Standard:	FCC Part 27	Test Distance:	3m
Test item:	Radiated Emission	Power:	AC 120V/60Hz
Model Number:	AirPrime AR7550	Temp.(°C)/Hum.(%RH):	26(°C)/60%RH
Band:	LTE Band 13	Date:	03/16/2013
Channel Bandwidth:	5 MHz	Test By:	Fly Lu
Modulation Technology:	QPSK		
Frequency:	784.5 MHz		

No.	Frequency (MHz)	Reading (dBm)	Correct Factor(dB)	Result (dBm)	Limit (dBm)	Margin (dB)	Remark	Ant.Polar. H / V
1	153.5000	-57.93	-0.62	-58.55	-13.00	-45.55	peak	H
2	297.0000	-59.56	-2.66	-62.22	-13.00	-49.22	peak	H
3	396.0000	-75.24	2.19	-73.05	-13.00	-60.05	peak	H
4	537.5000	-69.16	8.18	-60.98	-13.00	-47.98	peak	H
5	623.5000	-75.95	7.55	-68.40	-13.00	-55.40	peak	H
6	693.0000	-79.55	6.98	-72.57	-13.00	-59.57	peak	H
7	2956.000	-71.13	19.90	-51.23	-13.00	-38.23	peak	H
8	5200.000	-71.75	27.40	-44.35	-13.00	-31.35	peak	H
9	7348.000	-72.30	30.93	-41.37	-13.00	-28.37	peak	H
1	160.5000	-68.19	12.20	-55.99	-13.00	-42.99	peak	V
2	297.0000	-60.36	2.44	-57.92	-13.00	-44.92	peak	V
3	396.0000	-69.27	1.39	-67.88	-13.00	-54.88	peak	V
4	495.0000	-71.55	2.66	-68.89	-13.00	-55.89	peak	V
5	600.5000	-79.53	7.49	-72.04	-13.00	-59.04	peak	V
6	660.0000	-73.49	9.39	-64.10	-13.00	-51.10	peak	V
7	2968.000	-70.42	17.66	-52.76	-13.00	-39.76	peak	V
8	4720.000	-72.78	22.27	-50.51	-13.00	-37.51	peak	V
9	6436.000	-73.58	30.16	-43.42	-13.00	-30.42	peak	V

Standard:	FCC Part 27	Test Distance:	3m
Test item:	Radiated Emission	Power:	AC 120V/60Hz
Model Number:	AirPrime AR7550	Temp.(°C)/Hum.(%RH):	26(°C)/60%RH
Band:	LTE Band 13	Date:	03/16/2013
Channel Bandwidth:	5 MHz	Test By:	Fly Lu
Modulation Technology:	16QAM		
Frequency:	782.0 MHz		

No.	Frequency (MHz)	Reading (dBm)	Correct Factor(dB)	Result (dBm)	Limit (dBm)	Margin (dB)	Remark	Ant.Polar. H / V
1	153.5000	-60.62	-0.62	-61.24	-13.00	-48.24	peak	H
2	297.0000	-59.67	-2.66	-62.33	-13.00	-49.33	peak	H
3	396.0000	-74.55	2.19	-72.36	-13.00	-59.36	peak	H
4	499.0000	-71.01	6.91	-64.10	-13.00	-51.10	peak	H
5	561.5000	-72.97	7.80	-65.17	-13.00	-52.17	peak	H
6	623.5000	-75.36	7.55	-67.81	-13.00	-54.81	peak	H
7	2788.000	-72.39	17.21	-55.18	-13.00	-42.18	peak	H
8	4768.000	-73.47	22.52	-50.95	-13.00	-37.95	peak	H
9	6772.000	-74.06	31.66	-42.40	-13.00	-29.40	peak	H
1	153.5000	-65.37	9.55	-55.82	-13.00	-42.82	peak	V
2	297.0000	-59.70	2.44	-57.26	-13.00	-44.26	peak	V
3	396.0000	-69.26	1.39	-67.87	-13.00	-54.87	peak	V
4	495.0000	-71.85	2.66	-69.19	-13.00	-56.19	peak	V
5	607.0000	-80.63	7.96	-72.67	-13.00	-59.67	peak	V
6	660.0000	-73.99	9.39	-64.60	-13.00	-51.60	peak	V
7	2980.000	-71.73	20.08	-51.65	-13.00	-38.65	peak	V
8	4756.000	-72.39	26.66	-45.73	-13.00	-32.73	peak	V
9	6796.000	-74.38	30.02	-44.36	-13.00	-31.36	peak	V

Standard:	FCC Part 27	Test Distance:	3m
Test item:	Radiated Emission	Power:	AC 120V/60Hz
Model Number:	AirPrime AR7550	Temp.(°C)/Hum.(%RH):	26(°C)/60%RH
Band:	LTE Band 13	Date:	03/16/2013
Channel Bandwidth:	10 MHz	Test By:	Fly Lu
Modulation Technology:	QPSK		
Frequency:	782.0 MHz		

No.	Frequency (MHz)	Reading (dBm)	Correct Factor(dB)	Result (dBm)	Limit (dBm)	Margin (dB)	Remark	Ant.Polar. H / V
1	153.5000	-58.91	-0.62	-59.53	-13.00	-46.53	peak	H
2	297.0000	-58.95	-2.66	-61.61	-13.00	-48.61	peak	H
3	396.0000	-75.16	2.19	-72.97	-13.00	-59.97	peak	H
4	499.0000	-70.98	6.91	-64.07	-13.00	-51.07	peak	H
5	558.5000	-74.81	7.83	-66.98	-13.00	-53.98	peak	H
6	660.0000	-74.45	7.16	-67.29	-13.00	-54.29	peak	H
7	3172.000	-70.32	18.20	-52.12	-13.00	-39.12	peak	H
8	4768.000	-75.19	22.52	-52.67	-13.00	-39.67	peak	H
9	6448.000	-74.12	30.22	-43.90	-13.00	-30.90	peak	H
1	160.0000	-69.50	12.68	-56.82	-13.00	-43.82	peak	V
2	297.0000	-61.08	2.44	-58.64	-13.00	-45.64	peak	V
3	396.0000	-69.86	1.39	-68.47	-13.00	-55.47	peak	V
4	495.0000	-70.93	2.66	-68.27	-13.00	-55.27	peak	V
5	586.5000	-80.34	6.43	-73.91	-13.00	-60.91	peak	V
6	660.0000	-73.98	9.39	-64.59	-13.00	-51.59	peak	V
7	2980.000	-72.56	20.08	-52.48	-13.00	-39.48	peak	V
8	4756.000	-73.88	26.66	-47.22	-13.00	-34.22	peak	V
9	6784.000	-74.28	29.99	-44.29	-13.00	-31.29	peak	V

Standard:	FCC Part 27	Test Distance:	3m
Test item:	Radiated Emission	Power:	AC 120V/60Hz
Model Number:	AirPrime AR7550	Temp.(°C)/Hum.(%RH):	26(°C)/60%RH
Band:	LTE Band 13	Date:	03/16/2013
Channel Bandwidth:	10 MHz	Test By:	Fly Lu
Modulation Technology:	16QAM		
Frequency:	782.0 MHz		

No.	Frequency (MHz)	Reading (dBm)	Correct Factor(dB)	Result (dBm)	Limit (dBm)	Margin (dB)	Remark	Ant.Polar. H / V
1	153.5000	-57.40	-0.62	-58.02	-13.00	-45.02	peak	H
2	297.0000	-59.39	-2.66	-62.05	-13.00	-49.05	peak	H
3	396.0000	-75.58	2.19	-73.39	-13.00	-60.39	peak	H
4	499.0000	-69.24	6.91	-62.33	-13.00	-49.33	peak	H
5	576.0000	-75.07	7.63	-67.44	-13.00	-54.44	peak	H
6	660.0000	-75.48	7.16	-68.32	-13.00	-55.32	peak	H
7	3004.000	-70.91	17.74	-53.17	-13.00	-40.17	peak	H
8	4732.000	-73.10	22.32	-50.78	-13.00	-37.78	peak	H
9	6484.000	-71.95	30.39	-41.56	-13.00	-28.56	peak	H
1	159.5000	-67.98	12.45	-55.53	-13.00	-42.53	peak	V
2	297.0000	-59.56	2.44	-57.12	-13.00	-44.12	peak	V
3	396.0000	-69.86	1.39	-68.47	-13.00	-55.47	peak	V
4	495.0000	-71.71	2.66	-69.05	-13.00	-56.05	peak	V
5	632.0000	-79.46	8.72	-70.74	-13.00	-57.74	peak	V
6	719.0000	-77.42	10.83	-66.59	-13.00	-53.59	peak	V
7	2956.000	-70.87	19.90	-50.97	-13.00	-37.97	peak	V
8	4732.000	-73.41	26.62	-46.79	-13.00	-33.79	peak	V
9	6772.000	-73.33	29.96	-43.37	-13.00	-30.37	peak	V

Standard:	FCC Part 27	Test Distance:	3m
Test item:	Radiated Emission	Power:	AC 120V/60Hz
Model Number:	AirPrime AR7550	Temp.(°C)/Hum.(%RH):	26(°C)/60%RH
Band:	LTE Band 7	Date:	04/27/2013
Channel Bandwidth:	5 MHz	Test By:	Fly Lu
Modulation Technology:	QPSK		
Frequency:	2502.5 MHz		

No.	Frequency (MHz)	Reading (dBm)	Correct Factor(dB)	Result (dBm)	Limit (dBm)	Margin (dB)	Remark	Ant.Polar. H / V
1	141.0000	-55.04	-4.46	-59.50	-25.00	-34.50	peak	H
2	363.0000	-61.83	0.16	-61.67	-25.00	-36.67	peak	H
3	495.0000	-66.63	6.67	-59.96	-25.00	-34.96	peak	H
4	600.0000	-75.38	7.94	-67.44	-25.00	-42.44	peak	H
5	800.0000	-64.51	11.24	-53.27	-25.00	-28.27	peak	H
6	967.5000	-78.21	14.64	-63.57	-25.00	-38.57	peak	H
7	2812.000	-70.22	17.28	-52.94	-25.00	-27.94	peak	H
8	4720.000	-71.87	22.27	-49.60	-25.00	-24.60	peak	H
9	6976.000	-72.37	32.55	-39.82	-25.00	-14.82	peak	H
1	141.0000	-49.79	8.84	-40.95	-25.00	-15.95	peak	V
2	297.0000	-60.40	2.44	-57.96	-25.00	-32.96	peak	V
3	495.0000	-65.91	2.66	-63.25	-25.00	-38.25	peak	V
4	660.0000	-72.72	9.39	-63.33	-25.00	-38.33	peak	V
5	800.0000	-65.04	11.87	-53.17	-25.00	-28.17	peak	V
6	891.0000	-79.63	10.72	-68.91	-25.00	-43.91	peak	V
7	2680.000	-68.67	17.92	-50.75	-25.00	-25.75	peak	V
8	4588.000	-70.39	26.36	-44.03	-25.00	-19.03	peak	V
9	6964.000	-71.61	30.47	-41.14	-25.00	-16.14	peak	V

Standard:	FCC Part 27	Test Distance:	3m
Test item:	Radiated Emission	Power:	AC 120V/60Hz
Model Number:	AirPrime AR7550	Temp.(°C)/Hum.(%RH):	26(°C)/60%RH
Band:	LTE Band 7	Date:	04/27/2013
Channel Bandwidth:	5 MHz	Test By:	Fly Lu
Modulation Technology:	QPSK		
Frequency:	2535.0 MHz		

No.	Frequency (MHz)	Reading (dBm)	Correct Factor(dB)	Result (dBm)	Limit (dBm)	Margin (dB)	Remark	Ant.Polar. H / V
1	151.0000	-55.82	-1.41	-57.23	-25.00	-32.23	peak	H
2	308.0000	-69.88	-1.79	-71.67	-25.00	-46.67	peak	H
3	429.0000	-69.73	3.64	-66.09	-25.00	-41.09	peak	H
4	600.0000	-73.13	7.94	-65.19	-25.00	-40.19	peak	H
5	800.0000	-64.92	11.24	-53.68	-25.00	-28.68	peak	H
6	935.0000	-81.72	14.83	-66.89	-25.00	-41.89	peak	H
7	2980.000	-71.40	17.68	-53.72	-25.00	-28.72	peak	H
8	4804.000	-72.98	22.71	-50.27	-25.00	-25.27	peak	H
9	6856.000	-72.84	32.02	-40.82	-25.00	-15.82	peak	H
1	141.5000	-52.41	8.78	-43.63	-25.00	-18.63	peak	V
2	297.0000	-60.31	2.44	-57.87	-25.00	-32.87	peak	V
3	429.0000	-70.06	1.39	-68.67	-25.00	-43.67	peak	V
4	603.0000	-75.13	7.66	-67.47	-25.00	-42.47	peak	V
5	800.0000	-65.33	11.87	-53.46	-25.00	-28.46	peak	V
6	937.5000	-82.35	12.62	-69.73	-25.00	-44.73	peak	V
7	2836.000	-70.80	19.05	-51.75	-25.00	-26.75	peak	V
8	4708.000	-72.68	26.57	-46.11	-25.00	-21.11	peak	V
9	7060.000	-71.87	30.63	-41.24	-25.00	-16.24	peak	V

Standard:	FCC Part 27	Test Distance:	3m
Test item:	Radiated Emission	Power:	AC 120V/60Hz
Model Number:	AirPrime AR7550	Temp.(°C)/Hum.(%RH):	26(°C)/60%RH
Band:	LTE Band 7	Date:	04/27/2013
Channel Bandwidth:	5 MHz	Test By:	Fly Lu
Modulation Technology:	QPSK		
Frequency:	2567.5 MHz		

No.	Frequency (MHz)	Reading (dBm)	Correct Factor(dB)	Result (dBm)	Limit (dBm)	Margin (dB)	Remark	Ant.Polar. H / V
1	151.0000	-55.02	-1.41	-56.43	-25.00	-31.43	peak	H
2	363.0000	-61.68	0.16	-61.52	-25.00	-36.52	peak	H
3	495.0000	-66.53	6.67	-59.86	-25.00	-34.86	peak	H
4	603.0000	-74.54	7.90	-66.64	-25.00	-41.64	peak	H
5	800.0000	-65.30	11.24	-54.06	-25.00	-29.06	peak	H
6	891.0000	-79.29	13.68	-65.61	-25.00	-40.61	peak	H
7	3160.000	-69.91	18.16	-51.75	-25.00	-26.75	peak	H
8	4768.000	-72.16	22.52	-49.64	-25.00	-24.64	peak	H
9	6880.000	-72.69	32.12	-40.57	-25.00	-15.57	peak	H
1	141.0000	-51.84	8.84	-43.00	-25.00	-18.00	peak	V
2	297.0000	-60.08	2.44	-57.64	-25.00	-32.64	peak	V
3	495.0000	-66.26	2.66	-63.60	-25.00	-38.60	peak	V
4	600.0000	-73.45	7.45	-66.00	-25.00	-41.00	peak	V
5	800.0000	-64.83	11.87	-52.96	-25.00	-27.96	peak	V
6	903.5000	-80.34	10.81	-69.53	-25.00	-44.53	peak	V
7	2920.000	-70.98	19.66	-51.32	-25.00	-26.32	peak	V
8	4732.000	-72.77	26.62	-46.15	-25.00	-21.15	peak	V
9	6952.000	-73.30	30.44	-42.86	-25.00	-17.86	peak	V

Standard:	FCC Part 27	Test Distance:	3m
Test item:	Radiated Emission	Power:	AC 120V/60Hz
Model Number:	AirPrime AR7550	Temp.(°C)/Hum.(%RH):	26(°C)/60%RH
Band:	LTE Band 7	Date:	04/27/2013
Channel Bandwidth:	5 MHz	Test By:	Fly Lu
Modulation Technology:	16QAM		
Frequency:	2535.0 MHz		

No.	Frequency (MHz)	Reading (dBm)	Correct Factor(dB)	Result (dBm)	Limit (dBm)	Margin (dB)	Remark	Ant.Polar. H / V
1	148.5000	-58.27	-2.20	-60.47	-25.00	-35.47	peak	H
2	252.0000	-65.30	-4.25	-69.55	-25.00	-44.55	peak	H
3	429.0000	-69.52	3.64	-65.88	-25.00	-40.88	peak	H
4	600.0000	-74.71	7.94	-66.77	-25.00	-41.77	peak	H
5	800.0000	-65.45	11.24	-54.21	-25.00	-29.21	peak	H
6	920.0000	-82.53	14.74	-67.79	-25.00	-42.79	peak	H
7	2944.000	-70.29	17.60	-52.69	-25.00	-27.69	peak	H
8	4708.000	-72.64	22.19	-50.45	-25.00	-25.45	peak	H
9	6964.000	-73.16	32.49	-40.67	-25.00	-15.67	peak	H
1	141.0000	-55.23	8.84	-46.39	-25.00	-21.39	peak	V
2	297.0000	-60.62	2.44	-58.18	-25.00	-33.18	peak	V
3	429.0000	-70.13	1.39	-68.74	-25.00	-43.74	peak	V
4	600.0000	-72.83	7.45	-65.38	-25.00	-40.38	peak	V
5	800.0000	-66.32	11.87	-54.45	-25.00	-29.45	peak	V
6	938.5000	-82.19	12.67	-69.52	-25.00	-44.52	peak	V
7	2944.000	-71.31	19.82	-51.49	-25.00	-26.49	peak	V
8	4708.000	-72.98	26.57	-46.41	-25.00	-21.41	peak	V
9	7060.000	-73.54	30.63	-42.91	-25.00	-17.91	peak	V

Standard:	FCC Part 27	Test Distance:	3m
Test item:	Radiated Emission	Power:	AC 120V/60Hz
Model Number:	AirPrime AR7550	Temp.(°C)/Hum.(%RH):	26(°C)/60%RH
Band:	LTE Band 7	Date:	04/27/2013
Channel Bandwidth:	10 MHz	Test By:	Fly Lu
Modulation Technology:	QPSK		
Frequency:	2505.0 MHz		

No.	Frequency (MHz)	Reading (dBm)	Correct Factor(dB)	Result (dBm)	Limit (dBm)	Margin (dB)	Remark	Ant.Polar. H / V
1	151.0000	-55.34	-1.41	-56.75	-25.00	-31.75	peak	H
2	308.0000	-70.21	-1.79	-72.00	-25.00	-47.00	peak	H
3	495.0000	-66.26	6.67	-59.59	-25.00	-34.59	peak	H
4	603.0000	-74.85	7.90	-66.95	-25.00	-41.95	peak	H
5	800.0000	-65.28	11.24	-54.04	-25.00	-29.04	peak	H
6	933.5000	-81.41	14.82	-66.59	-25.00	-41.59	peak	H
7	3136.000	-69.29	18.10	-51.19	-25.00	-26.19	peak	H
8	4732.000	-72.98	22.32	-50.66	-25.00	-25.66	peak	H
9	6604.000	-73.68	30.93	-42.75	-25.00	-17.75	peak	H
1	141.0000	-49.32	8.84	-40.48	-25.00	-15.48	peak	V
2	297.0000	-59.87	2.44	-57.43	-25.00	-32.43	peak	V
3	495.0000	-65.54	2.66	-62.88	-25.00	-37.88	peak	V
4	660.0000	-71.71	9.39	-62.32	-25.00	-37.32	peak	V
5	800.0000	-65.16	11.87	-53.29	-25.00	-28.29	peak	V
6	931.0000	-80.15	12.35	-67.80	-25.00	-42.80	peak	V
7	2752.000	-69.90	18.45	-51.45	-25.00	-26.45	peak	V
8	4420.000	-70.88	25.92	-44.96	-25.00	-19.96	peak	V
9	6628.000	-72.61	29.56	-43.05	-25.00	-18.05	peak	V

Standard:	FCC Part 27	Test Distance:	3m
Test item:	Radiated Emission	Power:	AC 120V/60Hz
Model Number:	AirPrime AR7550	Temp.(°C)/Hum.(%RH):	26(°C)/60%RH
Band:	LTE Band 7	Date:	04/27/2013
Channel Bandwidth:	10 MHz	Test By:	Fly Lu
Modulation Technology:	QPSK		
Frequency:	2535.0 MHz		

No.	Frequency (MHz)	Reading (dBm)	Correct Factor(dB)	Result (dBm)	Limit (dBm)	Margin (dB)	Remark	Ant.Polar. H / V
1	151.0000	-54.87	-1.41	-56.28	-25.00	-31.28	peak	H
2	308.0000	-71.50	-1.79	-73.29	-25.00	-48.29	peak	H
3	495.0000	-67.12	6.67	-60.45	-25.00	-35.45	peak	H
4	600.0000	-72.94	7.94	-65.00	-25.00	-40.00	peak	H
5	800.0000	-65.12	11.24	-53.88	-25.00	-28.88	peak	H
6	935.0000	-82.41	14.83	-67.58	-25.00	-42.58	peak	H
7	3088.000	-69.86	17.99	-51.87	-25.00	-26.87	peak	H
8	4708.000	-72.60	22.19	-50.41	-25.00	-25.41	peak	H
9	6652.000	-73.51	31.13	-42.38	-25.00	-17.38	peak	H
1	141.0000	-51.63	8.84	-42.79	-25.00	-17.79	peak	V
2	297.0000	-60.67	2.44	-58.23	-25.00	-33.23	peak	V
3	495.0000	-67.18	2.66	-64.52	-25.00	-39.52	peak	V
4	660.0000	-73.50	9.39	-64.11	-25.00	-39.11	peak	V
5	800.0000	-66.10	11.87	-54.23	-25.00	-29.23	peak	V
6	930.0000	-82.28	12.31	-69.97	-25.00	-44.97	peak	V
7	2776.000	-70.94	18.62	-52.32	-25.00	-27.32	peak	V
8	4588.000	-71.82	26.36	-45.46	-25.00	-20.46	peak	V
9	6940.000	-73.35	30.41	-42.94	-25.00	-17.94	peak	V

Standard:	FCC Part 27	Test Distance:	3m
Test item:	Radiated Emission	Power:	AC 120V/60Hz
Model Number:	AirPrime AR7550	Temp.(°C)/Hum.(%RH):	26(°C)/60%RH
Band:	LTE Band 7	Date:	04/27/2013
Channel Bandwidth:	10 MHz	Test By:	Fly Lu
Modulation Technology:	QPSK		
Frequency:	2565.0 MHz		

No.	Frequency (MHz)	Reading (dBm)	Correct Factor(dB)	Result (dBm)	Limit (dBm)	Margin (dB)	Remark	Ant.Polar. H / V
1	150.5000	-58.16	-1.59	-59.75	-25.00	-34.75	peak	H
2	308.0000	-70.37	-1.79	-72.16	-25.00	-47.16	peak	H
3	495.0000	-66.57	6.67	-59.90	-25.00	-34.90	peak	H
4	660.0000	-76.61	7.16	-69.45	-25.00	-44.45	peak	H
5	800.0000	-65.38	11.24	-54.14	-25.00	-29.14	peak	H
6	923.5000	-80.76	14.76	-66.00	-25.00	-41.00	peak	H
7	2980.000	-70.95	17.68	-53.27	-25.00	-28.27	peak	H
8	4684.000	-71.80	22.06	-49.74	-25.00	-24.74	peak	H
9	6748.000	-72.59	31.55	-41.04	-25.00	-16.04	peak	H
1	141.0000	-52.64	8.84	-43.80	-25.00	-18.80	peak	V
2	297.0000	-60.59	2.44	-58.15	-25.00	-33.15	peak	V
3	495.0000	-66.93	2.66	-64.27	-25.00	-39.27	peak	V
4	660.0000	-73.53	9.39	-64.14	-25.00	-39.14	peak	V
5	800.0000	-66.35	11.87	-54.48	-25.00	-29.48	peak	V
6	922.0000	-81.82	11.96	-69.86	-25.00	-44.86	peak	V
7	3004.000	-70.06	20.25	-49.81	-25.00	-24.81	peak	V
8	4576.000	-72.54	26.34	-46.20	-25.00	-21.20	peak	V
9	6892.000	-73.00	30.27	-42.73	-25.00	-17.73	peak	V

Standard:	FCC Part 27	Test Distance:	3m
Test item:	Radiated Emission	Power:	AC 120V/60Hz
Model Number:	AirPrime AR7550	Temp.(°C)/Hum.(%RH):	26(°C)/60%RH
Band:	LTE Band 7	Date:	04/27/2013
Channel Bandwidth:	10 MHz	Test By:	Fly Lu
Modulation Technology:	16QAM		
Frequency:	2535.0 MHz		

No.	Frequency (MHz)	Reading (dBm)	Correct Factor(dB)	Result (dBm)	Limit (dBm)	Margin (dB)	Remark	Ant.Polar. H / V
1	151.5000	-53.50	-1.26	-54.76	-25.00	-29.76	peak	H
2	363.0000	-62.20	0.16	-62.04	-25.00	-37.04	peak	H
3	495.0000	-66.58	6.67	-59.91	-25.00	-34.91	peak	H
4	600.0000	-74.13	7.94	-66.19	-25.00	-41.19	peak	H
5	800.0000	-65.37	11.24	-54.13	-25.00	-29.13	peak	H
6	895.5000	-80.33	13.86	-66.47	-25.00	-41.47	peak	H
7	2992.000	-71.47	17.72	-53.75	-25.00	-28.75	peak	H
8	4732.000	-71.99	22.32	-49.67	-25.00	-24.67	peak	H
9	6688.000	-73.03	31.29	-41.74	-25.00	-16.74	peak	H
1	141.0000	-53.86	8.84	-45.02	-25.00	-20.02	peak	V
2	297.0000	-60.78	2.44	-58.34	-25.00	-33.34	peak	V
3	495.0000	-66.16	2.66	-63.50	-25.00	-38.50	peak	V
4	660.0000	-73.67	9.39	-64.28	-25.00	-39.28	peak	V
5	800.0000	-66.32	11.87	-54.45	-25.00	-29.45	peak	V
6	942.0000	-81.80	12.71	-69.09	-25.00	-44.09	peak	V
7	3124.000	-69.69	20.95	-48.74	-25.00	-23.74	peak	V
8	4696.000	-72.65	26.56	-46.09	-25.00	-21.09	peak	V
9	6952.000	-72.65	30.44	-42.21	-25.00	-17.21	peak	V

Standard:	FCC Part 27	Test Distance:	3m
Test item:	Radiated Emission	Power:	AC 120V/60Hz
Model Number:	AirPrime AR7550	Temp.(°C)/Hum.(%RH):	26(°C)/60%RH
Band:	LTE Band 7	Date:	04/27/2013
Channel Bandwidth:	15 MHz	Test By:	Fly Lu
Modulation Technology:	QPSK		
Frequency:	2507.5 MHz		

No.	Frequency (MHz)	Reading (dBm)	Correct Factor(dB)	Result (dBm)	Limit (dBm)	Margin (dB)	Remark	Ant.Polar. H / V
1	151.5000	-57.59	-1.26	-58.85	-25.00	-33.85	peak	H
2	308.0000	-71.17	-1.79	-72.96	-25.00	-47.96	peak	H
3	495.0000	-66.73	6.67	-60.06	-25.00	-35.06	peak	H
4	691.0000	-76.47	6.98	-69.49	-25.00	-44.49	peak	H
5	800.0000	-65.39	11.24	-54.15	-25.00	-29.15	peak	H
6	910.5000	-81.39	14.42	-66.97	-25.00	-41.97	peak	H
7	3268.000	-70.78	18.46	-52.32	-25.00	-27.32	peak	H
8	4768.000	-71.10	22.52	-48.58	-25.00	-23.58	peak	H
9	6460.000	-73.46	30.28	-43.18	-25.00	-18.18	peak	H
1	151.5000	-56.08	8.59	-47.49	-25.00	-22.49	peak	V
2	297.0000	-60.77	2.44	-58.33	-25.00	-33.33	peak	V
3	495.0000	-66.93	2.66	-64.27	-25.00	-39.27	peak	V
4	645.0000	-79.09	8.81	-70.28	-25.00	-45.28	peak	V
5	800.0000	-66.54	11.87	-54.67	-25.00	-29.67	peak	V
6	929.5000	-81.94	12.28	-69.66	-25.00	-44.66	peak	V
7	3136.000	-69.94	21.01	-48.93	-25.00	-23.93	peak	V
8	4648.000	-72.21	26.47	-45.74	-25.00	-20.74	peak	V
9	6472.000	-73.43	29.15	-44.28	-25.00	-19.28	peak	V

Standard:	FCC Part 27	Test Distance:	3m
Test item:	Radiated Emission	Power:	AC 120V/60Hz
Model Number:	AirPrime AR7550	Temp.(°C)/Hum.(%RH):	26(°C)/60%RH
Band:	LTE Band 7	Date:	04/27/2013
Channel Bandwidth:	15 MHz	Test By:	Fly Lu
Modulation Technology:	QPSK		
Frequency:	2535.0 MHz		

No.	Frequency (MHz)	Reading (dBm)	Correct Factor(dB)	Result (dBm)	Limit (dBm)	Margin (dB)	Remark	Ant.Polar. H / V
1	151.5000	-56.36	-1.26	-57.62	-25.00	-32.62	peak	H
2	363.0000	-62.66	0.16	-62.50	-25.00	-37.50	peak	H
3	495.0000	-67.10	6.67	-60.43	-25.00	-35.43	peak	H
4	606.5000	-77.89	7.87	-70.02	-25.00	-45.02	peak	H
5	800.0000	-65.48	11.24	-54.24	-25.00	-29.24	peak	H
6	901.0000	-80.98	14.09	-66.89	-25.00	-41.89	peak	H
7	3172.000	-69.98	18.20	-51.78	-25.00	-26.78	peak	H
8	4804.000	-71.68	22.71	-48.97	-25.00	-23.97	peak	H
9	6496.000	-72.31	30.45	-41.86	-25.00	-16.86	peak	H
1	142.5000	-54.96	8.67	-46.29	-25.00	-21.29	peak	V
2	297.0000	-61.31	2.44	-58.87	-25.00	-33.87	peak	V
3	462.0000	-72.81	1.77	-71.04	-25.00	-46.04	peak	V
4	660.0000	-73.39	9.39	-64.00	-25.00	-39.00	peak	V
5	800.0000	-66.19	11.87	-54.32	-25.00	-29.32	peak	V
6	928.5000	-82.07	12.24	-69.83	-25.00	-44.83	peak	V
7	3232.000	-69.94	21.56	-48.38	-25.00	-23.38	peak	V
8	4792.000	-72.70	26.74	-45.96	-25.00	-20.96	peak	V
9	6832.000	-71.97	30.13	-41.84	-25.00	-16.84	peak	V

Standard:	FCC Part 27	Test Distance:	3m
Test item:	Radiated Emission	Power:	AC 120V/60Hz
Model Number:	AirPrime AR7550	Temp.(°C)/Hum.(%RH):	26(°C)/60%RH
Band:	LTE Band 7	Date:	04/27/2013
Channel Bandwidth:	15 MHz	Test By:	Fly Lu
Modulation Technology:	QPSK		
Frequency:	2562.5 MHz		

No.	Frequency (MHz)	Reading (dBm)	Correct Factor(dB)	Result (dBm)	Limit (dBm)	Margin (dB)	Remark	Ant.Polar. H / V
1	151.5000	-55.52	-1.26	-56.78	-25.00	-31.78	peak	H
2	252.0000	-66.02	-4.25	-70.27	-25.00	-45.27	peak	H
3	429.0000	-70.30	3.64	-66.66	-25.00	-41.66	peak	H
4	600.0000	-74.84	7.94	-66.90	-25.00	-41.90	peak	H
5	800.0000	-66.04	11.24	-54.80	-25.00	-29.80	peak	H
6	933.0000	-81.29	14.82	-66.47	-25.00	-41.47	peak	H
7	3148.000	-70.01	18.14	-51.87	-25.00	-26.87	peak	H
8	4612.000	-71.50	21.68	-49.82	-25.00	-24.82	peak	H
9	6676.000	-72.72	31.23	-41.49	-25.00	-16.49	peak	H
1	142.5000	-55.14	8.67	-46.47	-25.00	-21.47	peak	V
2	297.0000	-60.35	2.44	-57.91	-25.00	-32.91	peak	V
3	429.0000	-70.68	1.39	-69.29	-25.00	-44.29	peak	V
4	594.0000	-75.23	7.00	-68.23	-25.00	-43.23	peak	V
5	800.0000	-65.56	11.87	-53.69	-25.00	-28.69	peak	V
6	889.0000	-79.66	10.76	-68.90	-25.00	-43.90	peak	V
7	3088.000	-69.87	20.74	-49.13	-25.00	-24.13	peak	V
8	4636.000	-71.72	26.44	-45.28	-25.00	-20.28	peak	V
9	6436.000	-73.48	29.03	-44.45	-25.00	-19.45	peak	V

Standard:	FCC Part 27	Test Distance:	3m
Test item:	Radiated Emission	Power:	AC 120V/60Hz
Model Number:	AirPrime AR7550	Temp.(°C)/Hum.(%RH):	26(°C)/60%RH
Band:	LTE Band 7	Date:	04/27/2013
Channel Bandwidth:	15 MHz	Test By:	Fly Lu
Modulation Technology:	16QAM		
Frequency:	2535.0 MHz		

No.	Frequency (MHz)	Reading (dBm)	Correct Factor(dB)	Result (dBm)	Limit (dBm)	Margin (dB)	Remark	Ant.Polar. H / V
1	151.5000	-55.00	-1.26	-56.26	-25.00	-31.26	peak	H
2	297.0000	-69.30	-2.66	-71.96	-25.00	-46.96	peak	H
3	495.0000	-66.14	6.67	-59.47	-25.00	-34.47	peak	H
4	660.0000	-76.61	7.16	-69.45	-25.00	-44.45	peak	H
5	800.0000	-64.94	11.24	-53.70	-25.00	-28.70	peak	H
6	951.0000	-81.37	14.85	-66.52	-25.00	-41.52	peak	H
7	3232.000	-70.45	18.36	-52.09	-25.00	-27.09	peak	H
8	4732.000	-72.28	22.32	-49.96	-25.00	-24.96	peak	H
9	6268.000	-73.27	29.35	-43.92	-25.00	-18.92	peak	H
1	141.5000	-51.68	8.78	-42.90	-25.00	-17.90	peak	V
2	297.0000	-60.62	2.44	-58.18	-25.00	-33.18	peak	V
3	495.0000	-66.17	2.66	-63.51	-25.00	-38.51	peak	V
4	660.0000	-72.08	9.39	-62.69	-25.00	-37.69	peak	V
5	800.0000	-65.44	11.87	-53.57	-25.00	-28.57	peak	V
6	940.0000	-81.18	12.74	-68.44	-25.00	-43.44	peak	V
7	3076.000	-69.11	20.66	-48.45	-25.00	-23.45	peak	V
8	4672.000	-72.12	26.52	-45.60	-25.00	-20.60	peak	V
9	6604.000	-72.88	29.50	-43.38	-25.00	-18.38	peak	V

Standard:	FCC Part 27	Test Distance:	3m
Test item:	Radiated Emission	Power:	AC 120V/60Hz
Model Number:	AirPrime AR7550	Temp.(°C)/Hum.(%RH):	26(°C)/60%RH
Band:	LTE Band 7	Date:	04/27/2013
Channel Bandwidth:	20 MHz	Test By:	Fly Lu
Modulation Technology:	QPSK		
Frequency:	2510.0 MHz		

No.	Frequency (MHz)	Reading (dBm)	Correct Factor(dB)	Result (dBm)	Limit (dBm)	Margin (dB)	Remark	Ant.Polar. H / V
1	151.5000	-57.74	-1.26	-59.00	-25.00	-34.00	peak	H
2	308.0000	-70.47	-1.79	-72.26	-25.00	-47.26	peak	H
3	495.0000	-66.30	6.67	-59.63	-25.00	-34.63	peak	H
4	660.0000	-76.64	7.16	-69.48	-25.00	-44.48	peak	H
5	800.0000	-65.53	11.24	-54.29	-25.00	-29.29	peak	H
6	922.0000	-81.91	14.75	-67.16	-25.00	-42.16	peak	H
7	3508.000	-70.93	19.09	-51.84	-25.00	-26.84	peak	H
8	4828.000	-71.75	22.83	-48.92	-25.00	-23.92	peak	H
9	6400.000	-74.28	30.00	-44.28	-25.00	-19.28	peak	H
1	141.0000	-51.71	8.84	-42.87	-25.00	-17.87	peak	V
2	297.0000	-60.80	2.44	-58.36	-25.00	-33.36	peak	V
3	495.0000	-66.85	2.66	-64.19	-25.00	-39.19	peak	V
4	660.0000	-72.72	9.39	-63.33	-25.00	-38.33	peak	V
5	800.0000	-65.98	11.87	-54.11	-25.00	-29.11	peak	V
6	940.0000	-82.00	12.74	-69.26	-25.00	-44.26	peak	V
7	3040.000	-70.92	20.46	-50.46	-25.00	-25.46	peak	V
8	4708.000	-72.99	26.57	-46.42	-25.00	-21.42	peak	V
9	6748.000	-72.92	29.89	-43.03	-25.00	-18.03	peak	V

Standard:	FCC Part 27	Test Distance:	3m
Test item:	Radiated Emission	Power:	AC 120V/60Hz
Model Number:	AirPrime AR7550	Temp.(°C)/Hum.(%RH):	26(°C)/60%RH
Band:	LTE Band 7	Date:	04/27/2013
Channel Bandwidth:	20 MHz	Test By:	Fly Lu
Modulation Technology:	QPSK		
Frequency:	2535.0 MHz		

No.	Frequency (MHz)	Reading (dBm)	Correct Factor(dB)	Result (dBm)	Limit (dBm)	Margin (dB)	Remark	Ant.Polar. H / V
1	147.0000	-56.85	-2.64	-59.49	-25.00	-34.49	peak	H
2	308.0000	-70.55	-1.79	-72.34	-25.00	-47.34	peak	H
3	495.0000	-66.14	6.67	-59.47	-25.00	-34.47	peak	H
4	660.0000	-77.58	7.16	-70.42	-25.00	-45.42	peak	H
5	800.0000	-65.15	11.24	-53.91	-25.00	-28.91	peak	H
6	923.5000	-82.08	14.76	-67.32	-25.00	-42.32	peak	H
7	3124.000	-69.76	18.08	-51.68	-25.00	-26.68	peak	H
8	4720.000	-72.27	22.27	-50.00	-25.00	-25.00	peak	H
9	6628.000	-72.93	31.02	-41.91	-25.00	-16.91	peak	H
1	141.5000	-53.23	8.78	-44.45	-25.00	-19.45	peak	V
2	297.0000	-61.11	2.44	-58.67	-25.00	-33.67	peak	V
3	495.0000	-66.76	2.66	-64.10	-25.00	-39.10	peak	V
4	660.0000	-73.52	9.39	-64.13	-25.00	-39.13	peak	V
5	800.0000	-65.86	11.87	-53.99	-25.00	-28.99	peak	V
6	935.5000	-82.23	12.54	-69.69	-25.00	-44.69	peak	V
7	3064.000	-70.84	20.60	-50.24	-25.00	-25.24	peak	V
8	4732.000	-72.30	26.62	-45.68	-25.00	-20.68	peak	V
9	6820.000	-73.60	30.10	-43.50	-25.00	-18.50	peak	V

Standard:	FCC Part 27	Test Distance:	3m
Test item:	Radiated Emission	Power:	AC 120V/60Hz
Model Number:	AirPrime AR7550	Temp.(°C)/Hum.(%RH):	26(°C)/60%RH
Band:	LTE Band 7	Date:	04/27/2013
Channel Bandwidth:	20 MHz	Test By:	Fly Lu
Modulation Technology:	QPSK		
Frequency:	2560.0 MHz		

No.	Frequency (MHz)	Reading (dBm)	Correct Factor(dB)	Result (dBm)	Limit (dBm)	Margin (dB)	Remark	Ant.Polar. H / V
1	146.5000	-57.38	-2.80	-60.18	-25.00	-35.18	peak	H
2	308.0000	-70.63	-1.79	-72.42	-25.00	-47.42	peak	H
3	495.0000	-67.27	6.67	-60.60	-25.00	-35.60	peak	H
4	691.0000	-77.91	6.98	-70.93	-25.00	-45.93	peak	H
5	800.0000	-65.69	11.24	-54.45	-25.00	-29.45	peak	H
6	911.0000	-80.99	14.43	-66.56	-25.00	-41.56	peak	H
7	3124.000	-70.39	18.08	-52.31	-25.00	-27.31	peak	H
8	4612.000	-71.90	21.68	-50.22	-25.00	-25.22	peak	H
9	6736.000	-72.48	31.50	-40.98	-25.00	-15.98	peak	H
1	141.0000	-51.63	8.84	-42.79	-25.00	-17.79	peak	V
2	297.0000	-61.11	2.44	-58.67	-25.00	-33.67	peak	V
3	495.0000	-67.04	2.66	-64.38	-25.00	-39.38	peak	V
4	660.0000	-73.94	9.39	-64.55	-25.00	-39.55	peak	V
5	800.0000	-66.26	11.87	-54.39	-25.00	-29.39	peak	V
6	935.5000	-83.57	12.54	-71.03	-25.00	-46.03	peak	V
7	3052.000	-70.22	20.53	-49.69	-25.00	-24.69	peak	V
8	4576.000	-70.54	26.34	-44.20	-25.00	-19.20	peak	V
9	6712.000	-73.20	29.79	-43.41	-25.00	-18.41	peak	V

Standard:	FCC Part 27	Test Distance:	3m
Test item:	Radiated Emission	Power:	AC 120V/60Hz
Model Number:	AirPrime AR7550	Temp.(°C)/Hum.(%RH):	26(°C)/60%RH
Band:	LTE Band 7	Date:	04/27/2013
Channel Bandwidth:	20 MHz	Test By:	Fly Lu
Modulation Technology:	16QAM		
Frequency:	2535.0 MHz		

No.	Frequency (MHz)	Reading (dBm)	Correct Factor(dB)	Result (dBm)	Limit (dBm)	Margin (dB)	Remark	Ant.Polar. H / V
1	151.5000	-54.46	-1.26	-55.72	-25.00	-30.72	peak	H
2	363.0000	-62.01	0.16	-61.85	-25.00	-36.85	peak	H
3	495.0000	-66.58	6.67	-59.91	-25.00	-34.91	peak	H
4	660.0000	-77.21	7.16	-70.05	-25.00	-45.05	peak	H
5	800.0000	-65.76	11.24	-54.52	-25.00	-29.52	peak	H
6	907.5000	-81.42	14.30	-67.12	-25.00	-42.12	peak	H
7	3148.000	-69.45	18.14	-51.31	-25.00	-26.31	peak	H
8	4744.000	-73.50	22.39	-51.11	-25.00	-26.11	peak	H
9	6724.000	-72.86	31.45	-41.41	-25.00	-16.41	peak	H
1	141.0000	-53.07	8.84	-44.23	-25.00	-19.23	peak	V
2	297.0000	-60.60	2.44	-58.16	-25.00	-33.16	peak	V
3	495.0000	-67.14	2.66	-64.48	-25.00	-39.48	peak	V
4	660.0000	-72.79	9.39	-63.40	-25.00	-38.40	peak	V
5	800.0000	-65.93	11.87	-54.06	-25.00	-29.06	peak	V
6	930.0000	-81.83	12.31	-69.52	-25.00	-44.52	peak	V
7	3064.000	-70.56	20.60	-49.96	-25.00	-24.96	peak	V
8	4684.000	-73.69	26.53	-47.16	-25.00	-22.16	peak	V
9	6676.000	-72.89	29.69	-43.20	-25.00	-18.20	peak	V

Standard:	RSS-Gen	Test Distance:	3m
Test item:	Radiated Emission	Power:	AC 120V/60Hz
Model Number:	AirPrime AR7550	Temp.(°C)/Hum.(%RH):	26(°C)/60%RH
Mode:	7	Date:	03/16/2013
		Test By:	Fly Lu

Frequency (MHz)	Reading (dBuV)	Correct Factor (dB/m)	Result (dBuV/m)	Limit (dBuV/m)	Margin (dB)	Remark	Ant.Polar. H / V
3244.000	38.79	2.75	41.54	74.00	-32.46	peak	H
5105.500	36.61	8.81	45.42	74.00	-28.58	peak	H
6712.000	36.24	13.78	50.02	74.00	-23.98	peak	H
3040.000	39.35	2.29	41.64	74.00	-32.36	peak	V
4697.500	36.67	7.57	44.24	74.00	-29.76	peak	V
6737.500	35.95	13.86	49.81	74.00	-24.19	peak	V