

8. SETUP PHOTOS

RADIATED EMISSIONS

CONFIGURATION 1: EUT STANDALONE



CONFIGURATION 2: EUT WITH AC ADAPTER




CONFIGURATION 3: EUT WITH LAPTOP PC

RADIATED EMISSIONS (FRONT)





RADIATED EMISSIONS (BACK)



CONFIGURATION 4: EUT WITH CRADLE AND AC ADAPTER



CONFIGURATION 5: EUT WITH CRADLE AND LAPTOP PC




AC MAINS LINE CONDUCTED EMISSIONS

CONFIGURATION 2: EUT WITH AC ADAPTER




CONFIGURATION 3: EUT WITH LAPTOP PC



CONFIGURATION 4: EUT WITH CRADLE AND AC ADAPTER



CONFIGURATION 5: EUT WITH CRADLE AND LAPTOP PC



END OF REPORT