

15. External Photos

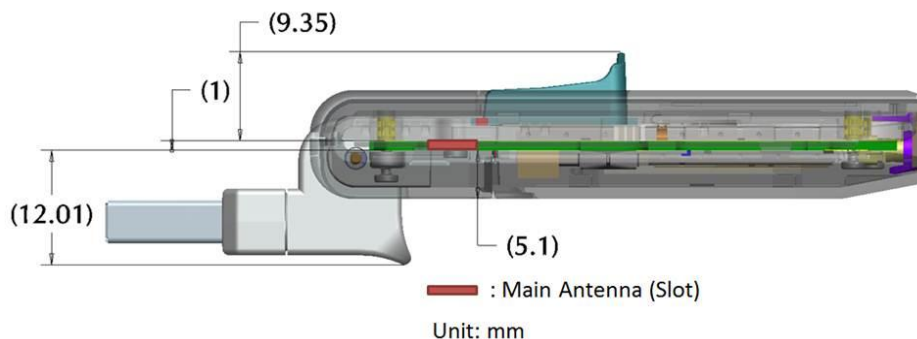
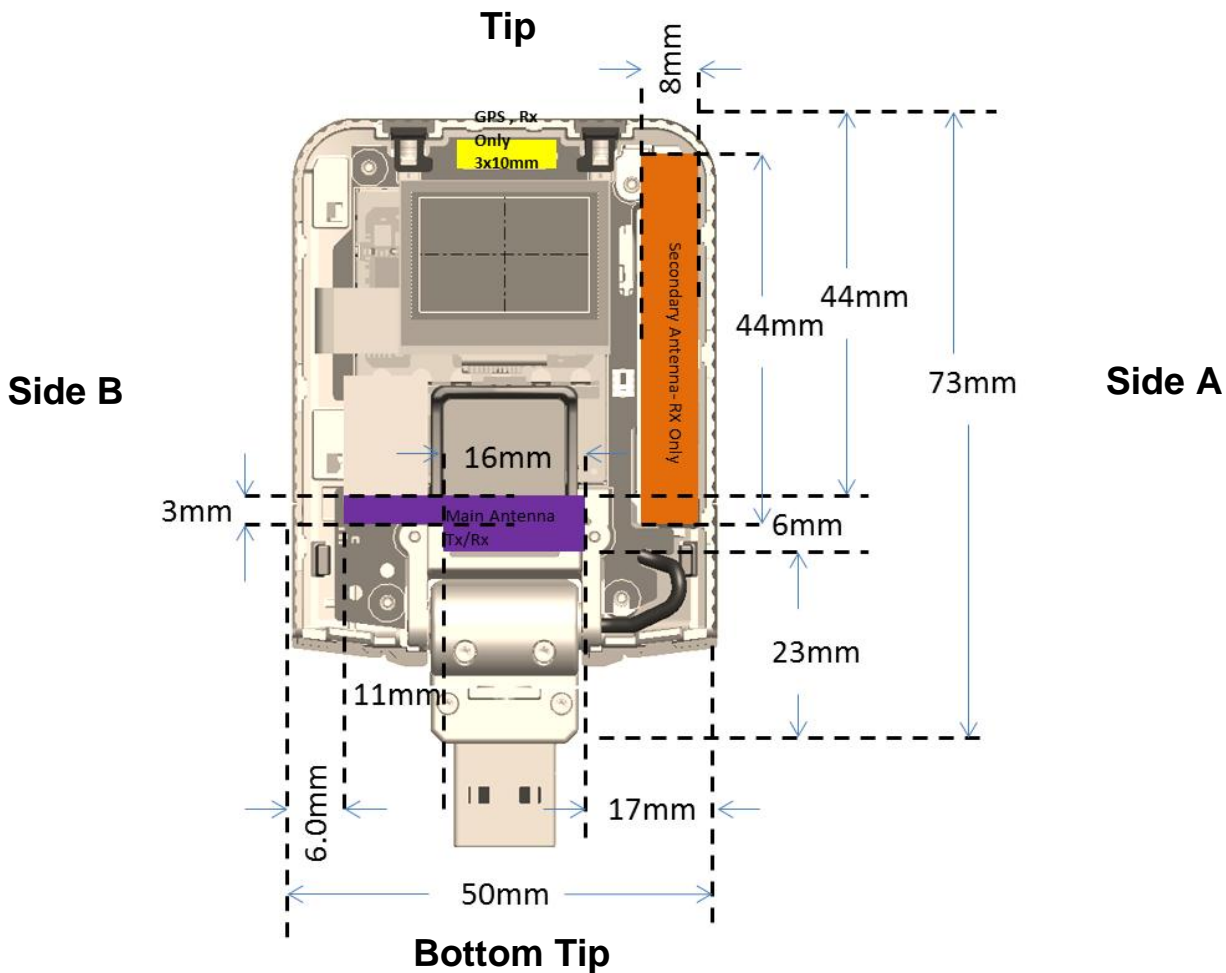
Front View of the DUT



Rear View of the DUT



16. Antenna Dimensions and Separation Distances



17. Photos of Normal Operation Configurations

Horizontal-Up (A)




Horizontal-Down (B)
(With USB cable)



Vertical-Front (C)



Vertical-Back (D)
(With USB cable)



Bottom Tip
w/ 5 mm separation distance




Tip
w/ 5 mm separation distance




18. Setup Photos


Horizontal-Up w/ 5-mm separation distance (LCD face down to Phantom)
(Inserted to Host: Lenovo laptop, T410)



Horizontal-Down w/ 5 mm separation distance (LCD face up to Phantom)
(w/ short USB cable connected to Lenovo laptop, T410)




Vertical Front w/ 5mm separation distance (Side A)
(Inserted to Host: Lenovo laptop, T410)



Vertical Back w/ 5mm separation distance (Side B)
(w/ short USB cable connected to Lenovo laptop, T410)



Bottom Tip w/ 5mm separation distance
(Inserted to Host: Lenovo laptop, T410)



END OF REPORT