

Test Laboratory: Compliance Certification Services

System Performance Check - D2600V2

DUT: Dipole ; Type: D2600V2; Serial: 1006

Communication System: System Check Signal - CW; Frequency: 2600 MHz; Duty Cycle: 1:1

Medium parameters used: $f = 2600$ MHz; $\sigma = 2.08$ mho/m; $\epsilon_r = 51.5$; $\rho = 1000$ kg/m³

Phantom section: Flat Section

Room Ambient Temperature: 24.0 deg. C; Liquid Temperature: 23.0 deg. C

DASY4 Configuration:

- Area Scan setting - Find Secondary Maximum Within: 2.0 dB and with a peak SAR value greater than 0.0012W/kg
- Probe: EX3DV4 - SN3686; ConvF(6.4, 6.4, 6.4); Calibrated: 3/23/2009
- Sensor-Surface: 3mm (Mechanical Surface Detection)
- Electronics: DAE3 Sn500; Calibrated: 9/15/2009
- Phantom: Flat Phantom ELI4.0; Type: QDOVA001BA; Serial: SN:XXXX
- Measurement SW: DASY4, V4.7 Build 80; Postprocessing SW: SEMCAD, V1.8 Build 186

d=10mm, Pin=100mW/Area Scan (7x7x1): Measurement grid: dx=15mm, dy=15mm

Maximum value of SAR (measured) = 7.14 mW/g

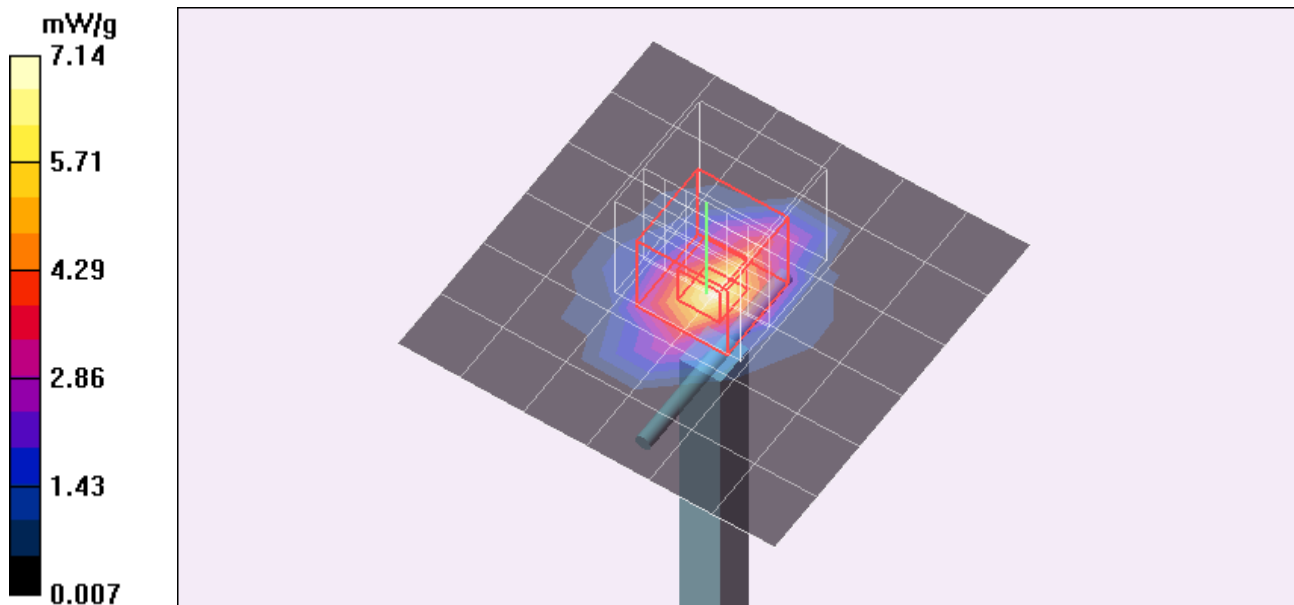
d=10mm, Pin=100mW/Zoom Scan (7x7x7)/Cube 0: Measurement grid: dx=5mm, dy=5mm, dz=5mm

Reference Value = 59.3 V/m; Power Drift = 0.059 dB

Peak SAR (extrapolated) = 11.8 W/kg

SAR(1 g) = 5.42 mW/g; SAR(10 g) = 2.37 mW/g

Maximum value of SAR (measured) = 7.26 mW/g



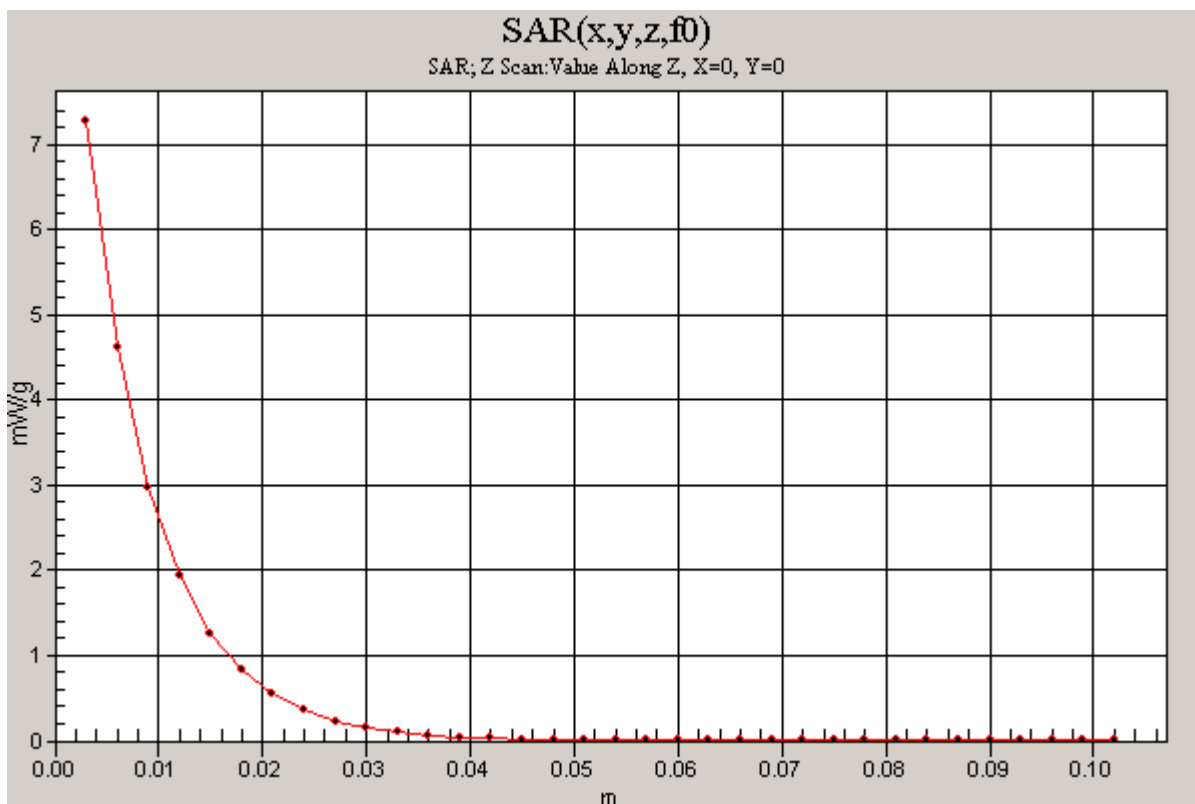
Test Laboratory: Compliance Certification Services

System Performance Check - D2600V2

DUT: Dipole ; Type: D2600V2; Serial: 1006

Communication System: System Check Signal - CW; Frequency: 2600 MHz;Duty Cycle: 1:1

d=10mm, Pin=100mW/Z Scan (1x1x34): Measurement grid: dx=20mm, dy=20mm, dz=3mm
Maximum value of SAR (measured) = 7.28 mW/g



Test Laboratory: Compliance Certification Services

System Performance Check - D2600V2

DUT: Dipole ; Type: D2600V2; Serial: 1006

Communication System: System Check Signal - CW; Frequency: 2600 MHz; Duty Cycle: 1:1

Medium parameters used: $f = 2600$ MHz; $\sigma = 2.24$ mho/m; $\epsilon_r = 52$; $\rho = 1000$ kg/m³

Phantom section: Flat Section

Room Ambient Temperature: 24.0 deg. C; Liquid Temperature: 23.0 deg. C

DASY4 Configuration:

- Area Scan setting - Find Secondary Maximum Within: 2.0 dB and with a peak SAR value greater than 0.0012W/kg
- Probe: EX3DV4 - SN3686; ConvF(6.4, 6.4, 6.4); Calibrated: 3/23/2009
- Sensor-Surface: 3mm (Mechanical Surface Detection)
- Electronics: DAE3 Sn427; Calibrated: 10/20/2008
- Phantom: Flat Phantom ELI4.0; Type: QDOVA001BA; Serial: SN:XXXX
- Measurement SW: DASY4, V4.7 Build 80; Postprocessing SW: SEMCAD, V1.8 Build 186

d=10mm, Pin=100mW/Area Scan (7x7x1): Measurement grid: dx=15mm, dy=15mm

Maximum value of SAR (measured) = 7.95 mW/g

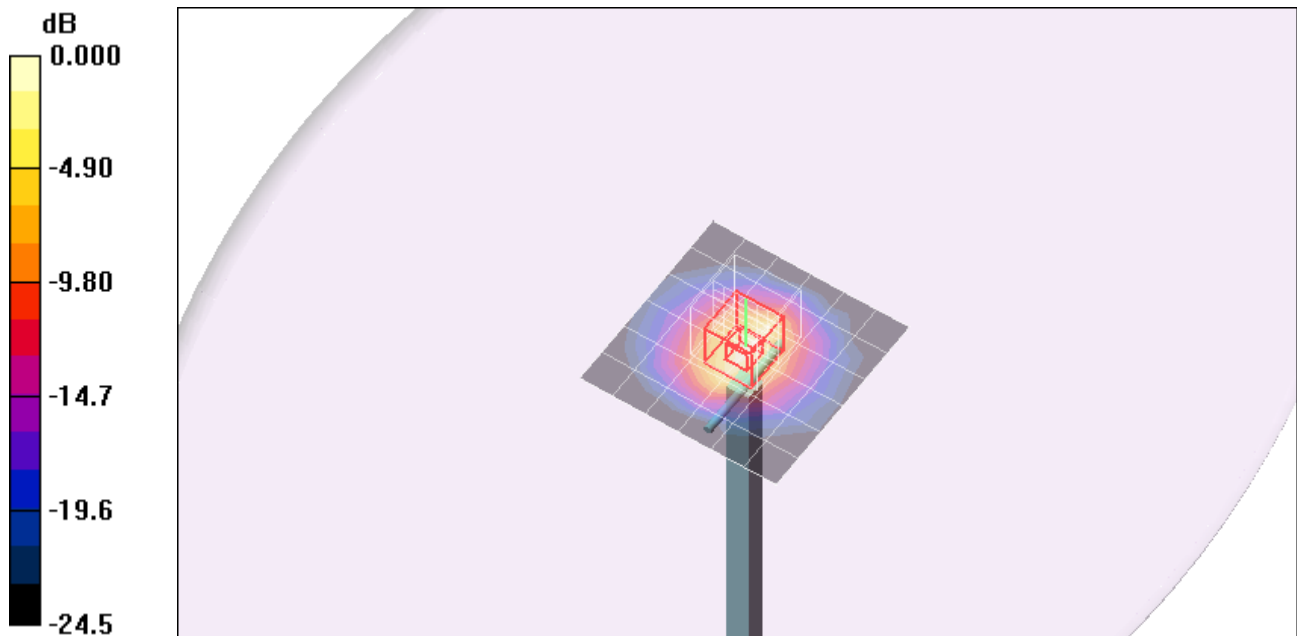
d=10mm, Pin=100mW/Zoom Scan (7x7x7)/Cube 0: Measurement grid: dx=5mm, dy=5mm, dz=5mm

Reference Value = 60.3 V/m; Power Drift = -0.083 dB

Peak SAR (extrapolated) = 12.6 W/kg

SAR(1 g) = 5.89 mW/g; SAR(10 g) = 2.58 mW/g

Maximum value of SAR (measured) = 7.84 mW/g



0 dB = 7.84mW/g

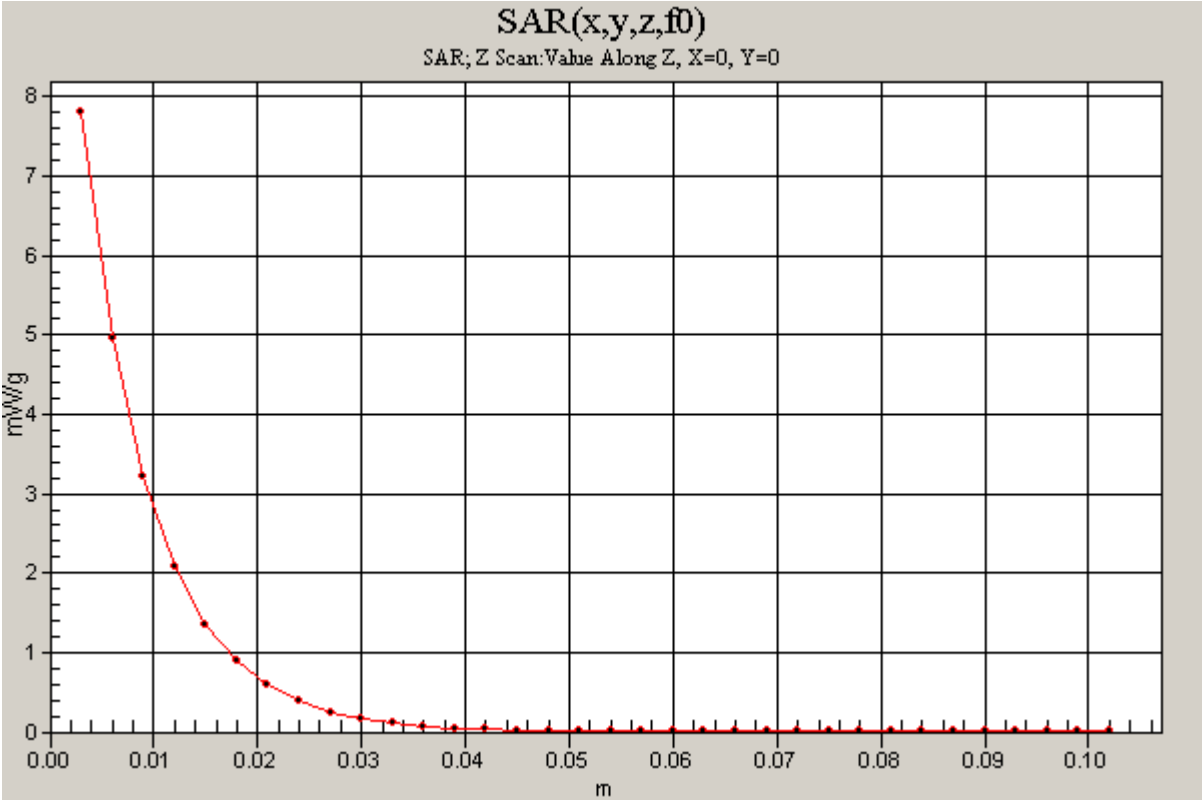
Test Laboratory: Compliance Certification Services

System Performance Check - D2600V2

DUT: Dipole ; Type: D2600V2; Serial: 1006

Communication System: System Check Signal - CW; Frequency: 2600 MHz;Duty Cycle: 1:1

d=10mm, Pin=100mW/Z Scan (1x1x34): Measurement grid: dx=20mm, dy=20mm, dz=3mm
Maximum value of SAR (measured) = 7.81 mW/g



Test Laboratory: Compliance Certification Services

System Performance Check - D2600V2

DUT: Dipole ; Type: D2600V2; Serial: 1006

Communication System: System Check Signal - CW; Frequency: 2600 MHz;Duty Cycle: 1:1

Medium parameters used: $f = 2600$ MHz; $\sigma = 2.18$ mho/m; $\epsilon_r = 52.9$; $\rho = 1000$ kg/m³

Phantom section: Flat Section

Room Ambient Temperature: 24.0 deg. C; Liquid Temperature: 23.0 deg. C

DASY4 Configuration:

- Area Scan setting - Find Secondary Maximum Within: 2.0 dB and with a peak SAR value greater than 0.0012W/kg
- Probe: EX3DV3 - SN3531; ConvF(7.4, 7.4, 7.4); Calibrated: 2/23/2010
- Sensor-Surface: 3mm (Mechanical Surface Detection)
- Electronics: DAE3 Sn500; Calibrated: 9/15/2009
- Phantom: Flat Phantom ELI4.0; Type: QDOVA001BA; Serial: SN:XXXX
- Measurement SW: DASY4, V4.7 Build 80; Postprocessing SW: SEMCAD, V1.8 Build 186

d=10mm, Pin=100mW/Area Scan (7x7x1): Measurement grid: dx=15mm, dy=15mm

Maximum value of SAR (measured) = 6.16 mW/g

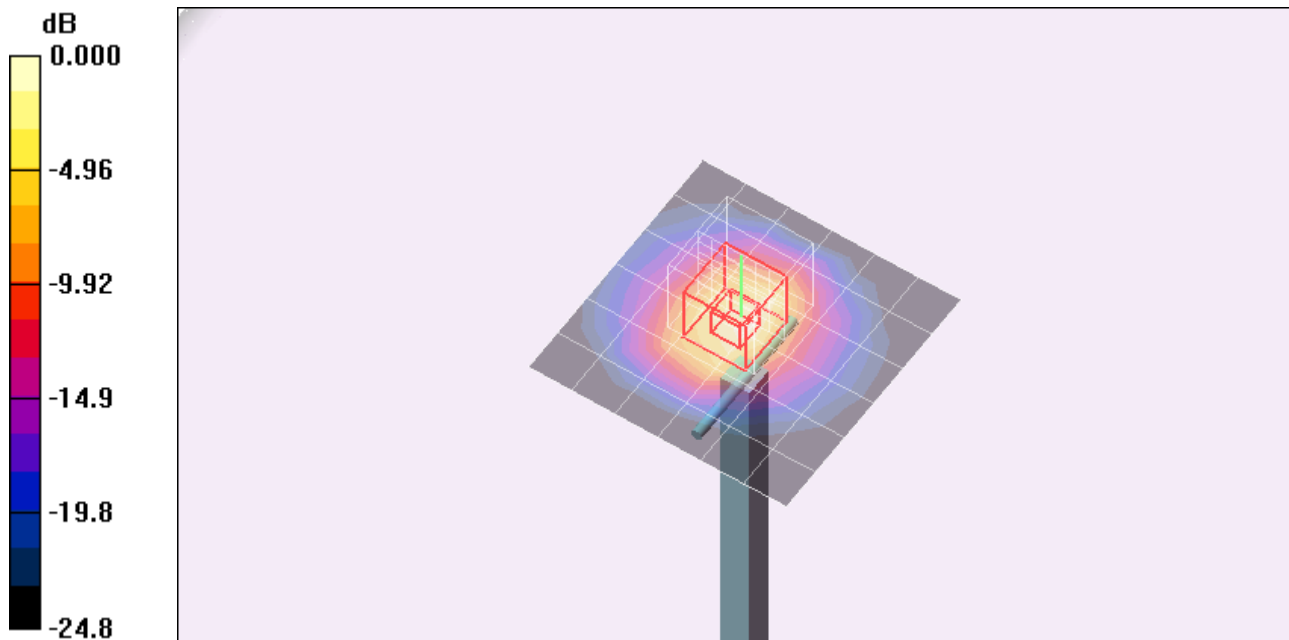
d=10mm, Pin=100mW/Zoom Scan (7x7x7)/Cube 0: Measurement grid: dx=5mm, dy=5mm, dz=5mm

Reference Value = 54.0 V/m; Power Drift = 0.562 dB

Peak SAR (extrapolated) = 12.0 W/kg

SAR(1 g) = 5.56 mW/g; SAR(10 g) = 2.44 mW/g

Maximum value of SAR (measured) = 7.38 mW/g



0 dB = 7.38mW/g

Test Laboratory: Compliance Certification Services

System Performance Check - D2600V2

DUT: Dipole ; Type: D2600V2; Serial: 1006

Communication System: System Check Signal - CW; Frequency: 2600 MHz;Duty Cycle: 1:1

d=10mm, Pin=100mW/Z Scan (1x1x34): Measurement grid: dx=20mm, dy=20mm, dz=3mm
Maximum value of SAR (measured) = 7.39 mW/g

