

Test Laboratory: Compliance Certification Services

## System Performance Check @ 835MHz

DUT: Dipole 835 MHz; Type: D835V2; Serial: D835V2 - SN:4d002

Communication System: CW; Frequency: 835 MHz; Duty Cycle: 1:1

Medium parameters used:  $f = 835$  MHz;  $\sigma = 0.956$  mho/m;  $\epsilon_r = 54.6$ ;  $\rho = 1000$  kg/m<sup>3</sup>

Phantom section: Flat Section

Room Ambient Temperature: 23.0 deg. C; Liquid Temperature: 22.0 deg. C

DASY4 Configuration:

- Area Scan setting - Find Secondary Maximum Within: 2.0 dB and with peak SAR value greater than 0.0012W/kg
- Probe: EX3DV4 - SN3554; ConvF(8, 8, 8); Calibrated: 4/24/2007
- Sensor-Surface: 4mm (Mechanical Surface Detection)
- Electronics: DAE3 Sn500; Calibrated: 11/16/2007
- Phantom: Flat Phantom ELI4.0; Type: QDOVA001BA; Serial: SN:1003
- Measurement SW: DASY4, V4.7 Build 55; Postprocessing SW: SEMCAD, V1.8 Build 176

**d=15mm, Pin=250mW/Area Scan (7x9x1):** Measurement grid: dx=15mm, dy=15mm

Maximum value of SAR (measured) = 2.62 mW/g

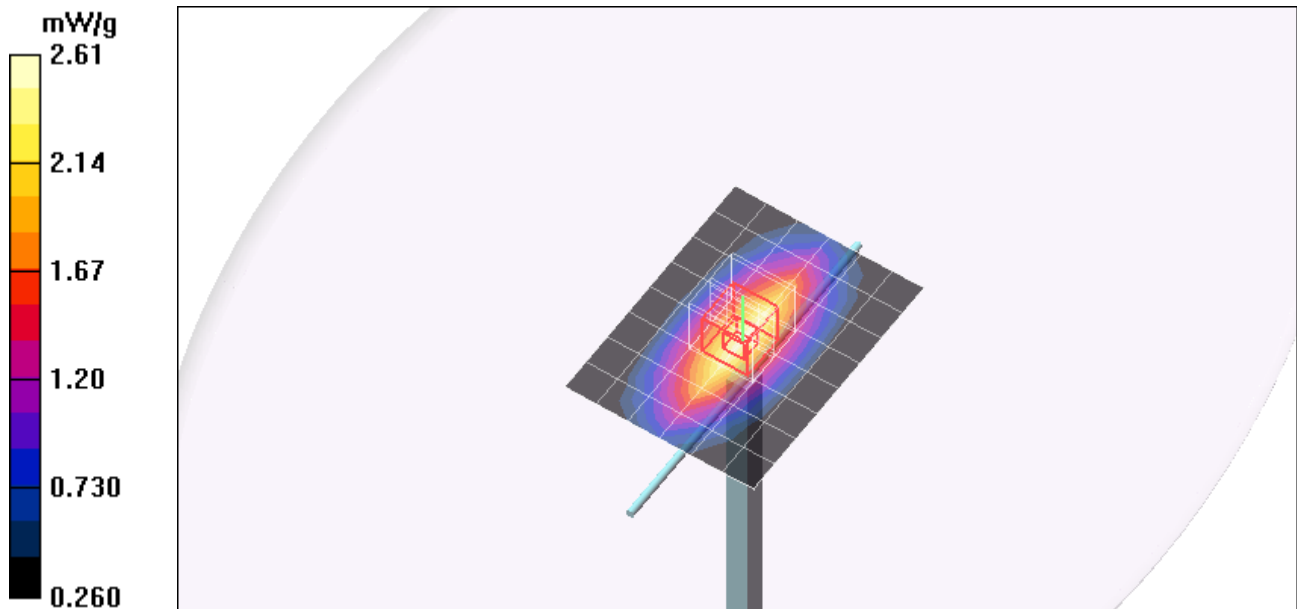
**d=15mm, Pin=250mW/Zoom Scan (5x5x7)/Cube 0:** Measurement grid: dx=7.5mm, dy=7.5mm, dz=5mm

Reference Value = 52.6 V/m; Power Drift = -0.042 dB

Peak SAR (extrapolated) = 3.53 W/kg

**SAR(1 g) = 2.41 mW/g; SAR(10 g) = 1.59 mW/g**

Maximum value of SAR (measured) = 2.61 mW/g



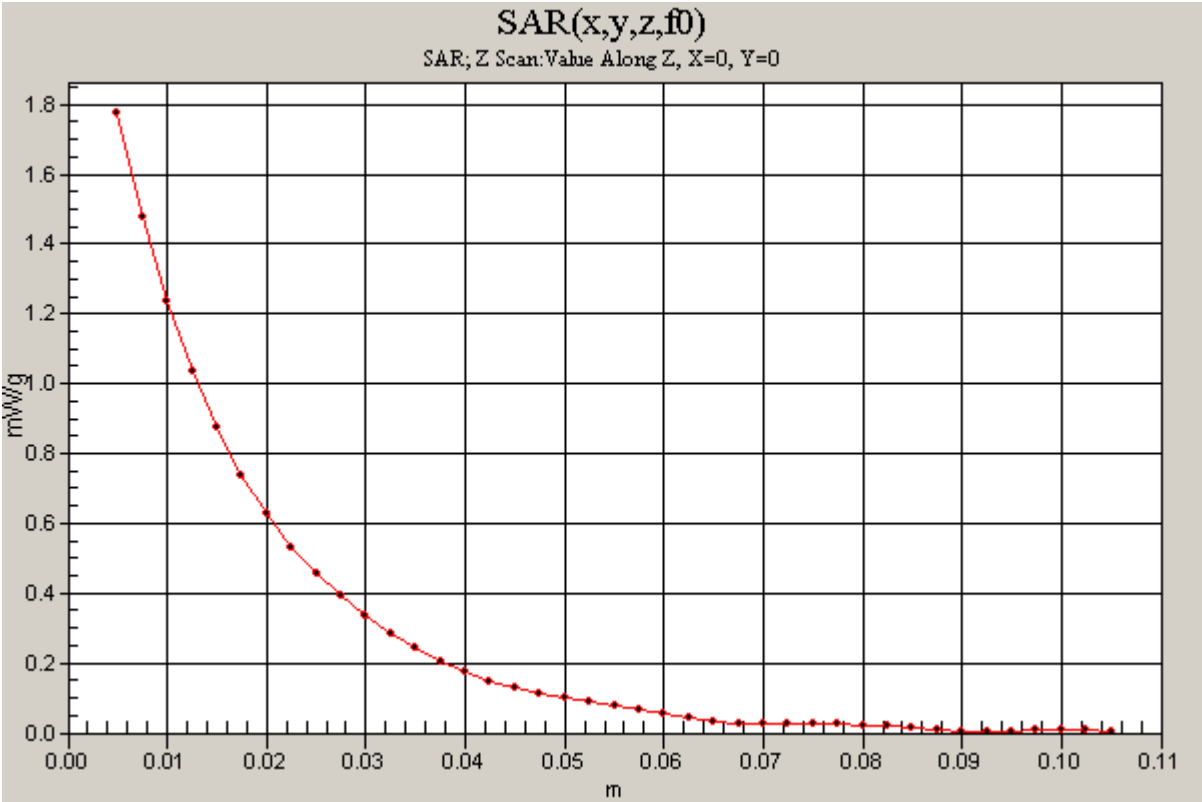
Test Laboratory: Compliance Certification Services

### System Performance Check @ 835MHz

DUT: Dipole 835 MHz; Type: D835V2; Serial: D835V2 - SN:4d002

Communication System: CW; Frequency: 835 MHz; Duty Cycle: 1:1

**d=15mm, Pin=250mW/Z Scan (1x1x41):** Measurement grid: dx=20mm, dy=20mm, dz=2.5mm  
Maximum value of SAR (measured) = 1.78 mW/g



Test Laboratory: Compliance Certification Services

### System Performance Check @ 1900MHz

DUT: Dipole 1900 MHz; Type: D1900V2; Serial: D1900V2 - SN:5d043

Communication System: CW; Frequency: 1900 MHz; Duty Cycle: 1:1

Medium parameters used:  $f = 1900$  MHz;  $\sigma = 1.54$  mho/m;  $\epsilon_r = 51.3$ ;  $\rho = 1000$  kg/m<sup>3</sup>

Phantom section: Flat Section

Room Ambient Temperature: 23.0 deg. C; Liquid Temperature: 22.0 deg. C

DASY4 Configuration:

- Area Scan setting - Find Secondary Maximum Within: 2.0 dB and with peak SAR value greater than 0.0012W/kg
- Probe: EX3DV4 - SN3554; ConvF(6.61, 6.61, 6.61); Calibrated: 4/24/2007
- Sensor-Surface: 4mm (Mechanical Surface Detection)
- Electronics: DAE3 Sn500; Calibrated: 11/16/2007
- Phantom: Flat Phantom ELI4.0; Type: QDOVA001BA; Serial: SN:1003
- Measurement SW: DASY4, V4.7 Build 55; Postprocessing SW: SEMCAD, V1.8 Build 176

**d=10mm; Pin=250mW/Area Scan (7x7x1):** Measurement grid: dx=15mm, dy=15mm

Maximum value of SAR (measured) = 11.3 mW/g

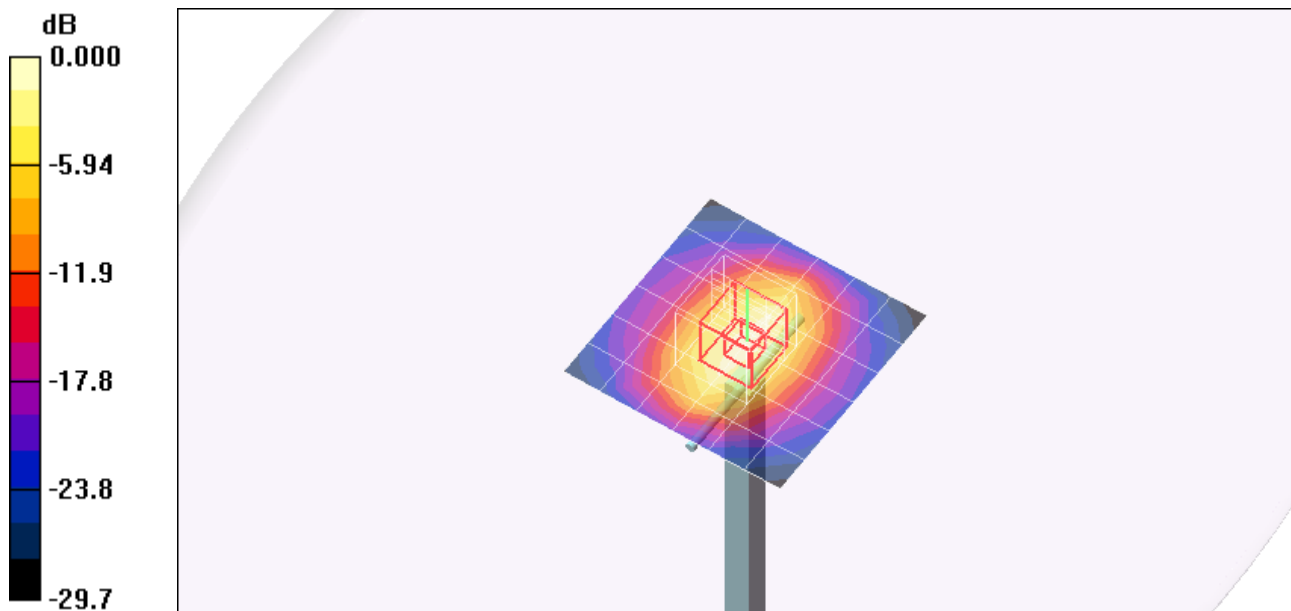
**d=10mm; Pin=250mW/Zoom Scan (5x5x7)/Cube 0:** Measurement grid: dx=7.5mm, dy=7.5mm, dz=5mm

Reference Value = 85.3 V/m; Power Drift = -0.029 dB

Peak SAR (extrapolated) = 18.4 W/kg

**SAR(1 g) = 9.96 mW/g; SAR(10 g) = 5.13 mW/g**

Maximum value of SAR (measured) = 11.2 mW/g



0 dB = 11.2mW/g

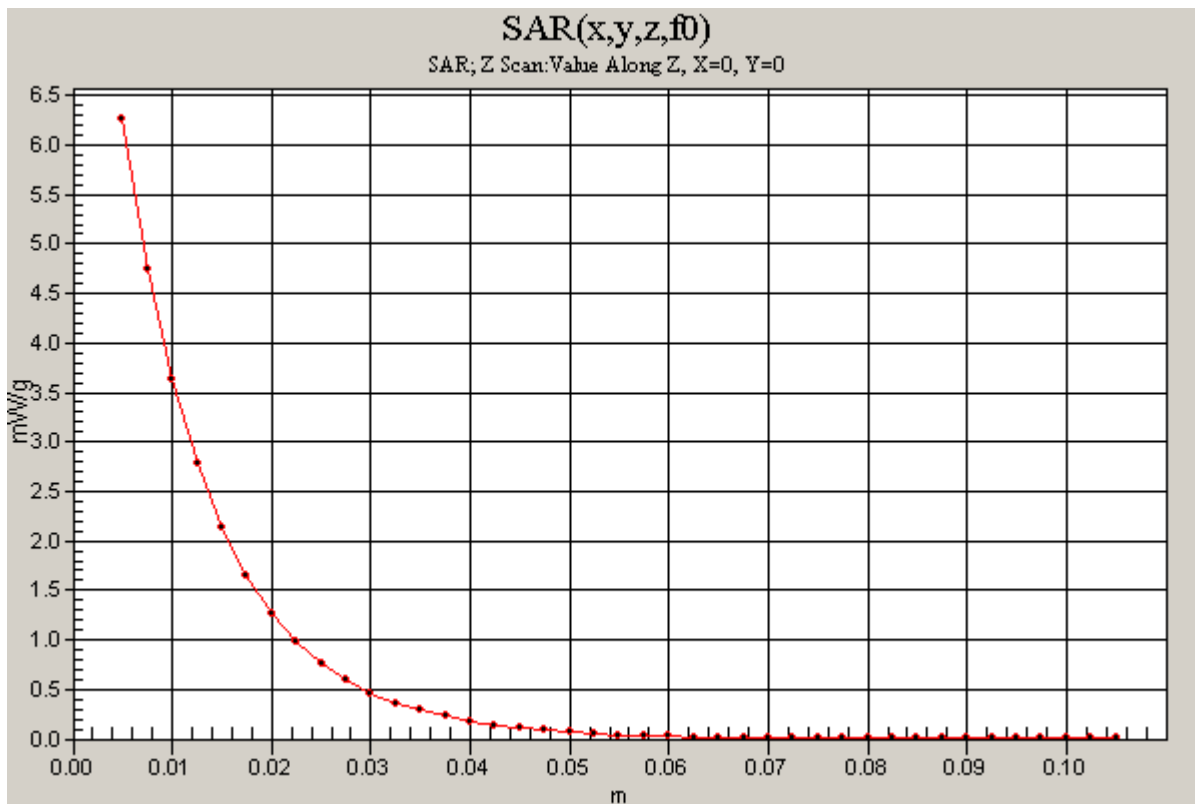
Test Laboratory: Compliance Certification Services

### System Performance Check @ 1900MHz

DUT: Dipole 1900 MHz; Type: D1900V2; Serial: D1900V2 - SN:5d043

Communication System: CW; Frequency: 1900 MHz; Duty Cycle: 1:1

**d=10mm; Pin=250mW/Z Scan (1x1x41):** Measurement grid: dx=20mm, dy=20mm, dz=2.5mm  
Maximum value of SAR (measured) = 6.26 mW/g



Test Laboratory: Compliance Certification Services

## System Performance Check @ 2450 MHz

DUT: Dipole 2450 MHz; Type: D2450V2; Serial: D2450V2 - SN:706

Communication System: CW - 2450 MHz; Frequency: 2450 MHz; Duty Cycle: 1:1  
 Medium parameters used:  $f = 2450$  MHz;  $\sigma = 1.99$  mho/m;  $\epsilon_r = 50.6$ ;  $\rho = 1000$  kg/m<sup>3</sup>  
 Phantom section: Flat Section

Room Ambient Temperature: 23.0 deg. C; Liquid Temperature: 22.0 deg. C

DASY4 Configuration:

- Area Scan setting - Find Secondary Maximum Within: 2.0 dB and with peak SAR value greater than 0.0012W/kg
- Probe: EX3DV4 - SN3554; ConvF(6.14, 6.14, 6.14); Calibrated: 4/24/2007
- Sensor-Surface: 4mm (Mechanical Surface Detection)
- Electronics: DAE3 Sn500; Calibrated: 11/16/2007
- Phantom: Flat Phantom ELI4.0; Type: QDOVA001BA; Serial: SN:1003
- Measurement SW: DASY4, V4.7 Build 55; Postprocessing SW: SEMCAD, V1.8 Build 176

**d=10mm, Pin=250mW/Area Scan (7x7x1):** Measurement grid: dx=15mm, dy=15mm

Maximum value of SAR (measured) = 15.1 mW/g

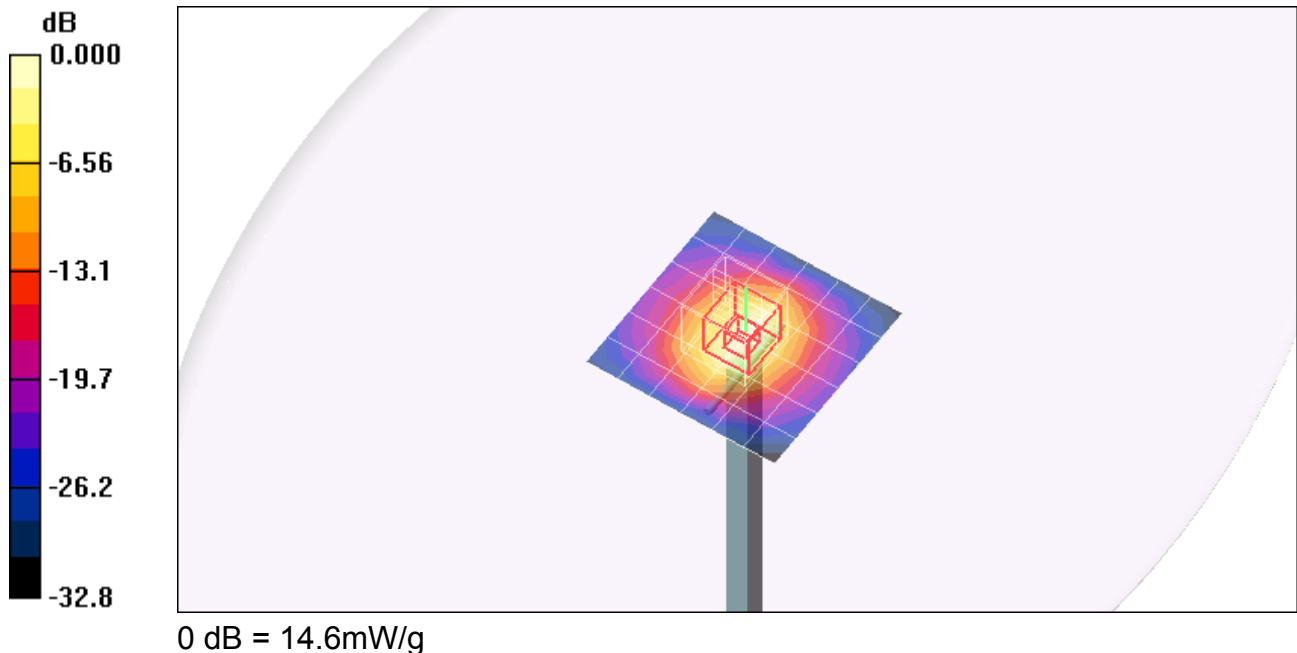
**d=10mm, Pin=250mW/Zoom Scan (5x5x7)/Cube 0:** Measurement grid: dx=7.5mm, dy=7.5mm, dz=5mm

Reference Value = 86.8 V/m; Power Drift = -0.030 dB

Peak SAR (extrapolated) = 28.1 W/kg

**SAR(1 g) = 13.2 mW/g; SAR(10 g) = 5.96 mW/g**

Maximum value of SAR (measured) = 14.6 mW/g



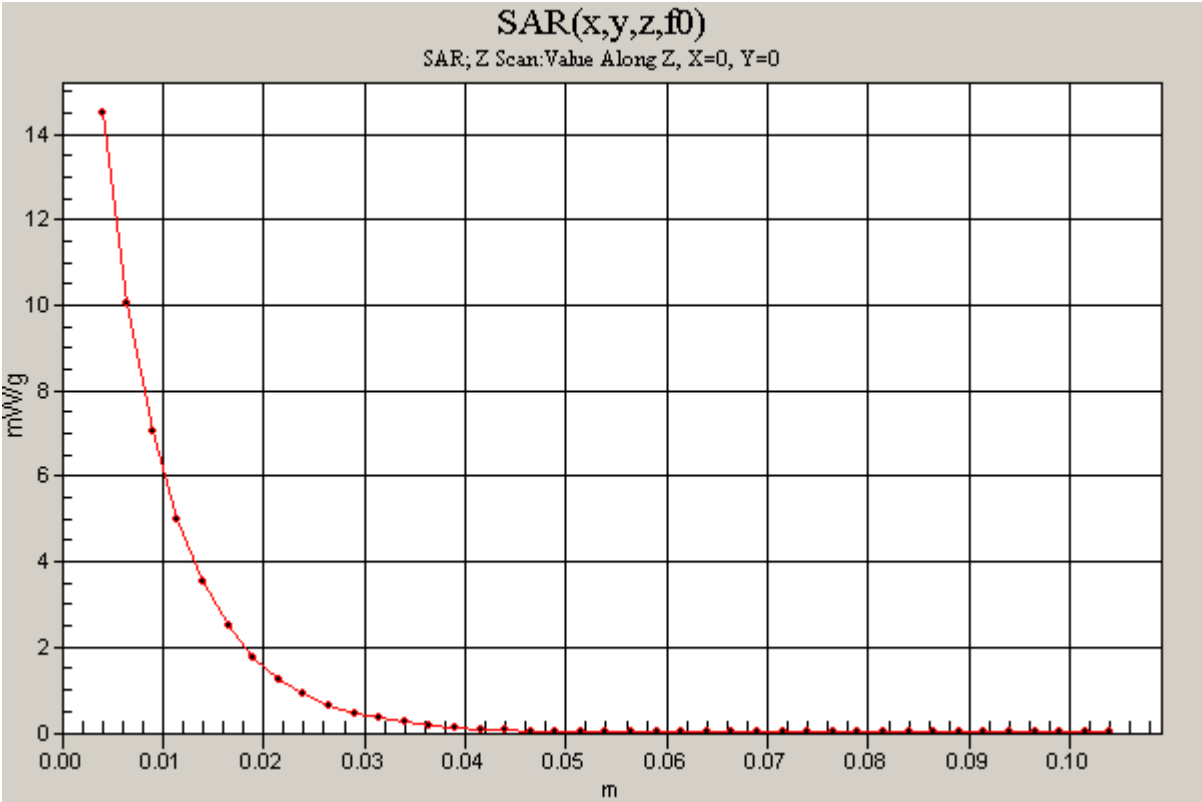
Test Laboratory: Compliance Certification Services

### System Performance Check @ 2450 MHz

DUT: Dipole 2450 MHz; Type: D2450V2; Serial: D2450V2 - SN:706

Communication System: CW - 2450 MHz; Frequency: 2450 MHz; Duty Cycle: 1:1

**d=10mm, Pin=250mW/Z Scan (1x1x41):** Measurement grid: dx=20mm, dy=20mm, dz=2.5mm  
Maximum value of SAR (measured) = 14.5 mW/g



Test Laboratory: Compliance Certification Services

## SystemPerformanceCheck-D5GHz-uniform

DUT: Dipole 5200-5800MHz; Type: D5GHzV2;Serial: 1003

Communication System: 5200 - 5800MHz;Frequency: 5800 MHz;Duty Cycle: 1:1  
Medium parameters used:  $f = 5800$  MHz;  $\sigma = 6.28$  mho/m;  $\epsilon_r = 45.3$ ;  $\rho = 1000$  kg/m<sup>3</sup>

Phantom section: Flat Section

Room AmbientTemperature: 23.0deg. C; Liquid Temperature: 22.0 deg. C

DASY4 Configuration:

- Area Scan setting - Find Secondary Maximum Within: 2.0 dB and with peak SAR value greater than 0.0012W/kg
- Probe: EX3DV4 - SN3554; ConvF(3.83, 3.83, 3.83); Calibrated: 4/24/2007
- Sensor-Surface: 2mm (Mechanical Surface Detection)
- Electronics: DAE3 Sn500; Calibrated: 11/16/2007
- Phantom: Flat Phantom ELI4.0; Type: QDOVA001BA; Serial: SN:1003
- Measurement SW: DASY4, V4.7 Build 55; Postprocessing SW: SEMCAD, V1.8 Build 176

**d=10mm, Pin=250mW, f=5800 MHz/Area Scan (10x10x1):** Measurement grid: dx=10mm, dy=10mm  
Maximum value of SAR (measured) = 27.0 mW/g

**d=10mm, Pin=250mW, f=5800 MHz/Zoom Scan (4.3x4.3x3mm), dist=2mm (8x8x8)/Cube**

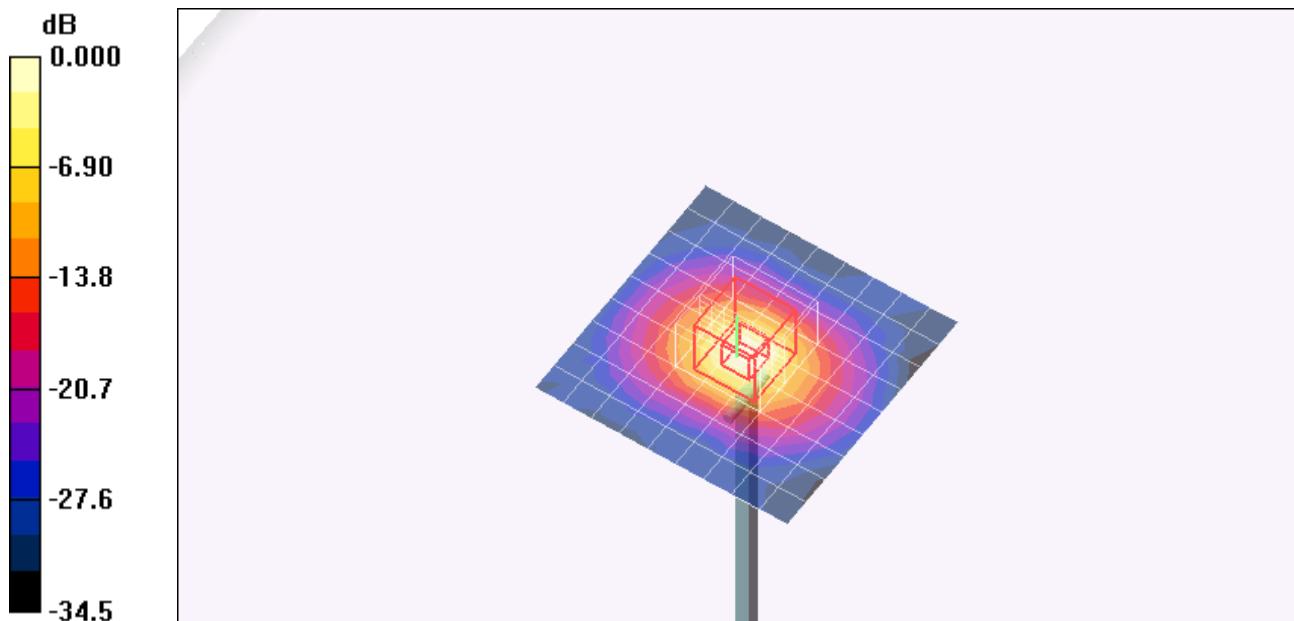
**0:** Measurement grid: dx=4.3mm, dy=4.3mm, dz=3mm

Reference Value = 90.0 V/m; Power Drift = -0.010 dB

Peak SAR (extrapolated) = 83.6 W/kg

**SAR(1 g) = 19.1 mW/g; SAR(10 g) = 5.4 mW/g**

Maximum value of SAR (measured) = 38.4 mW/g



0 dB = 38.4mW/g

Test Laboratory: Compliance Certification Services

### SystemPerformanceCheck-D5GHz-uniform

DUT: Dipole 5200-5800MHz; Type: D5GHzV2; Serial: 1003

Communication System: 5200 - 5800MHz; Frequency: 5800 MHz;Duty Cycle: 1:1

**d=10mm, Pin=250mW, f=5800 MHz/Z Scan (1x1x41):** Measurement grid: dx=20mm, dy=20mm, dz=2.5mm  
Maximum value of SAR (measured) = 40.6 mW/g

