

Test Laboratory: Compliance Certification Services

M2 Note-Carbon Fiber Frame-Cell Band

DUT: M2 Note - Carbon Fiber; Type: Host Laptop; Serial: N/A

Communication System: CDMA; Frequency: 836.52 MHz; Duty Cycle: 1:1

Medium parameters used (interpolated): $f = 836.52$ MHz; $\sigma = 0.959$ mho/m; $\epsilon_r = 53$; $\rho = 1000$ kg/m³

Phantom section: Flat Section

Room Ambient Temperature: 23.0deg. C; Liquid Temperature: 22.0 deg. C

DASY4 Configuration:

- Area Scan setting - Find Secondary Maximum Within: 2.0 dB and with a peak SAR value greater than 0.0012W/kg
- Probe: EX3DV3 - SN3531; ConvF(10.54, 10.54, 10.54); Calibrated: 7/21/2005
- Sensor-Surface: 4mm (Mechanical Surface Detection)
- Electronics: DAE4 SN558; Calibrated: 1/20/2006
- Phantom: SAM 2; Type: SAM 2; Serial: 1050
- Measurement SW: DASY4, V4.7 Build 21; Postprocessing SW: SEMCAD, V1.8 Build 170

CDMA2000 1xRTT ch 384/Area Scan (9x9x1): Measurement grid: dx=15mm, dy=15mm

[Info: Interpolated medium parameters used for SAR evaluation.](#)

Maximum value of SAR (measured) = 0.101 mW/g

CDMA2000 1xRTT ch 384/Zoom Scan (5x5x7)/Cube 0: Measurement grid: dx=7.5mm, dy=7.5mm, dz=5mm

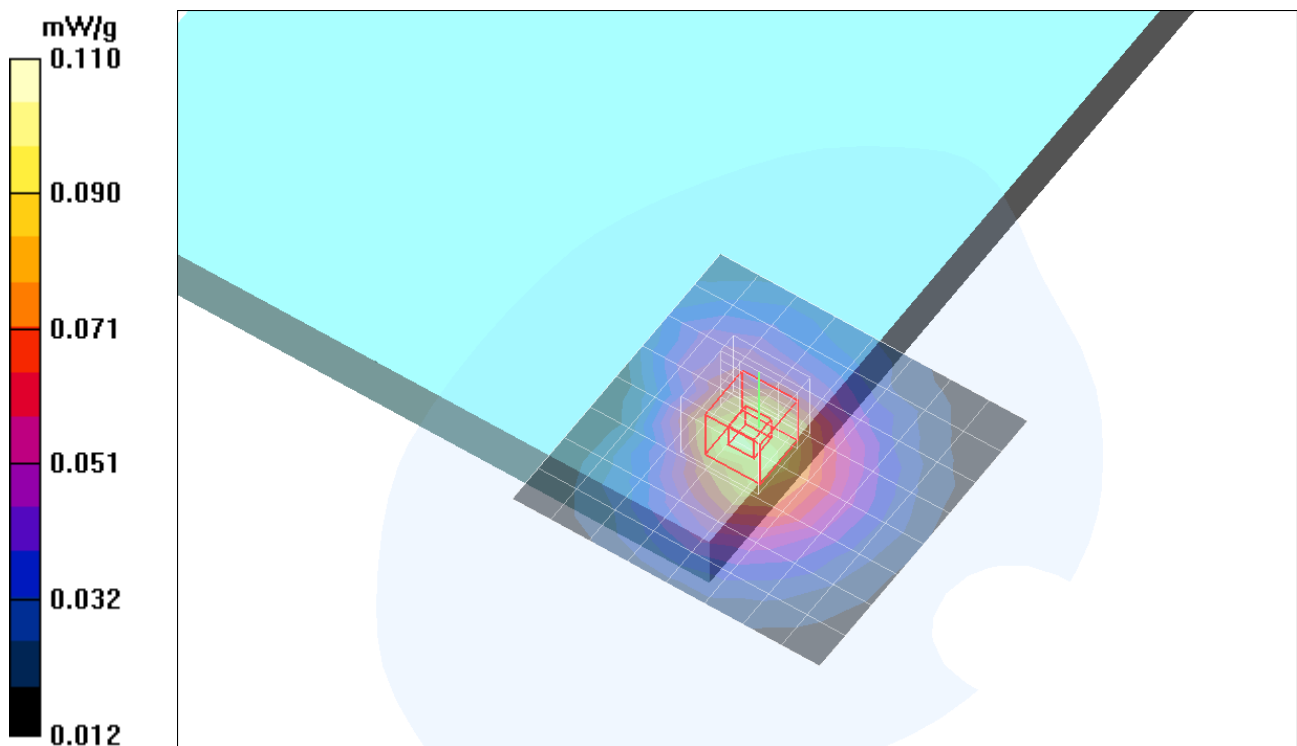
Reference Value = 10.2 V/m; Power Drift = 0.058 dB

Peak SAR (extrapolated) = 0.160 W/kg

SAR(1 g) = 0.104 mW/g; SAR(10 g) = 0.067 mW/g

[Info: Interpolated medium parameters used for SAR evaluation.](#)

Maximum value of SAR (measured) = 0.110 mW/g



Test Laboratory: Compliance Certification Services

M2 Note-Carbon Fiber Frame-Cell Band

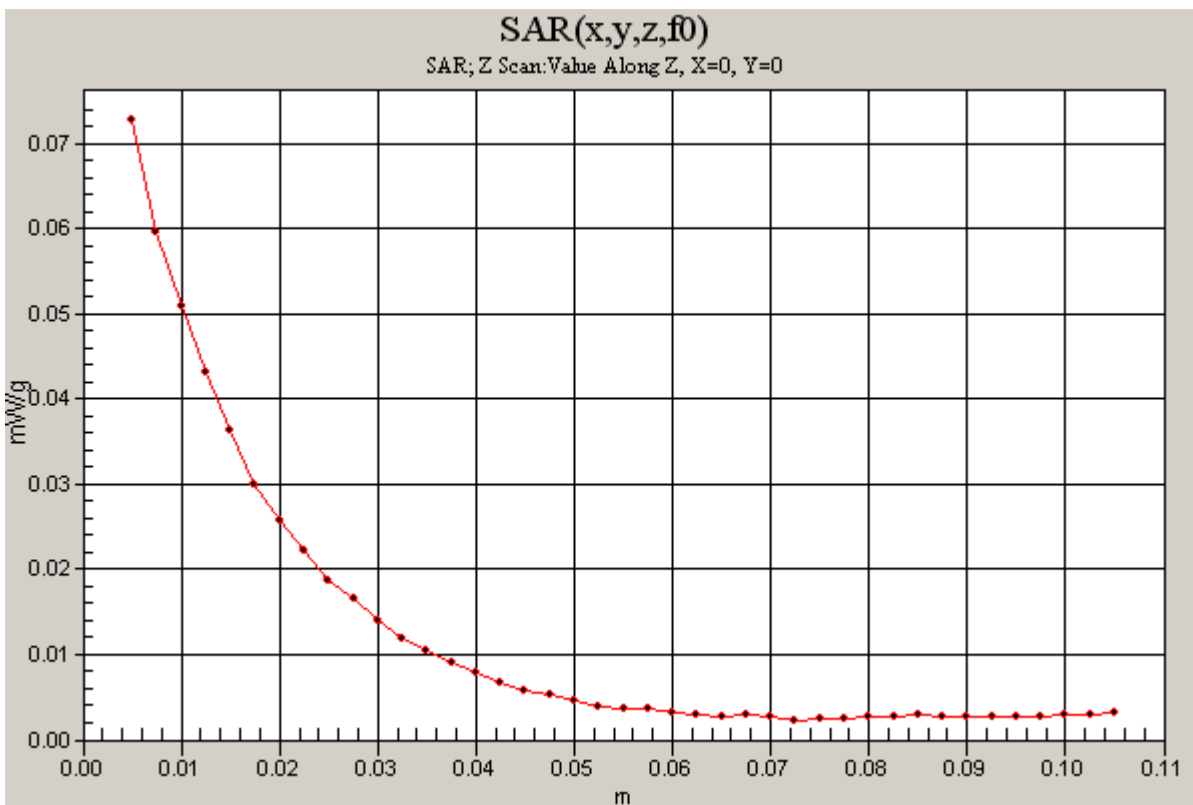
DUT: M2 Note - Carbon Fiber; Type: Host Laptop; Serial: N/A

Communication System: CDMA; Frequency: 836.52 MHz; Duty Cycle: 1:1

CDMA2000 1xRTT ch 384/Z Scan (1x1x41): Measurement grid: dx=20mm, dy=20mm, dz=2.5mm

[Info: Interpolated medium parameters used for SAR evaluation.](#)

Maximum value of SAR (measured) = 0.073 mW/g



Test Laboratory: Compliance Certification Services

M2 Note-Carbon Fiber Frame-Cell Band

DUT: M2 Note - Carbon Fiber; Type: Host Laptop; Serial: N/A

Communication System: CDMA; Frequency: 836.52 MHz; Duty Cycle: 1:1

Medium parameters used (interpolated): $f = 836.52$ MHz; $\sigma = 0.959$ mho/m; $\epsilon_r = 53$; $\rho = 1000$ kg/m³

Phantom section: Flat Section

Room Ambient Temperature: 23.0deg. C; Liquid Temperature: 22.0 deg. C

DASY4 Configuration:

- Area Scan setting - Find Secondary Maximum Within: 2.0 dB and with a peak SAR value greater than 0.0012W/kg
- Probe: EX3DV3 - SN3531; ConvF(10.54, 10.54, 10.54); Calibrated: 7/21/2005
- Sensor-Surface: 4mm (Mechanical Surface Detection)
- Electronics: DAE4 SN558; Calibrated: 1/20/2006
- Phantom: SAM 2; Type: SAM 2; Serial: 1050
- Measurement SW: DASY4, V4.7 Build 21; Postprocessing SW: SEMCAD, V1.8 Build 170

CDMA2000 1xRTT ch 384 with WLAN/Area Scan (9x9x1): Measurement grid: dx=15mm, dy=15mm

[Info: Interpolated medium parameters used for SAR evaluation.](#)

Maximum value of SAR (measured) = 0.101 mW/g

CDMA2000 1xRTT ch 384 with WLAN/Zoom Scan (5x5x7)/Cube 0: Measurement grid:

dx=7.5mm, dy=7.5mm, dz=5mm

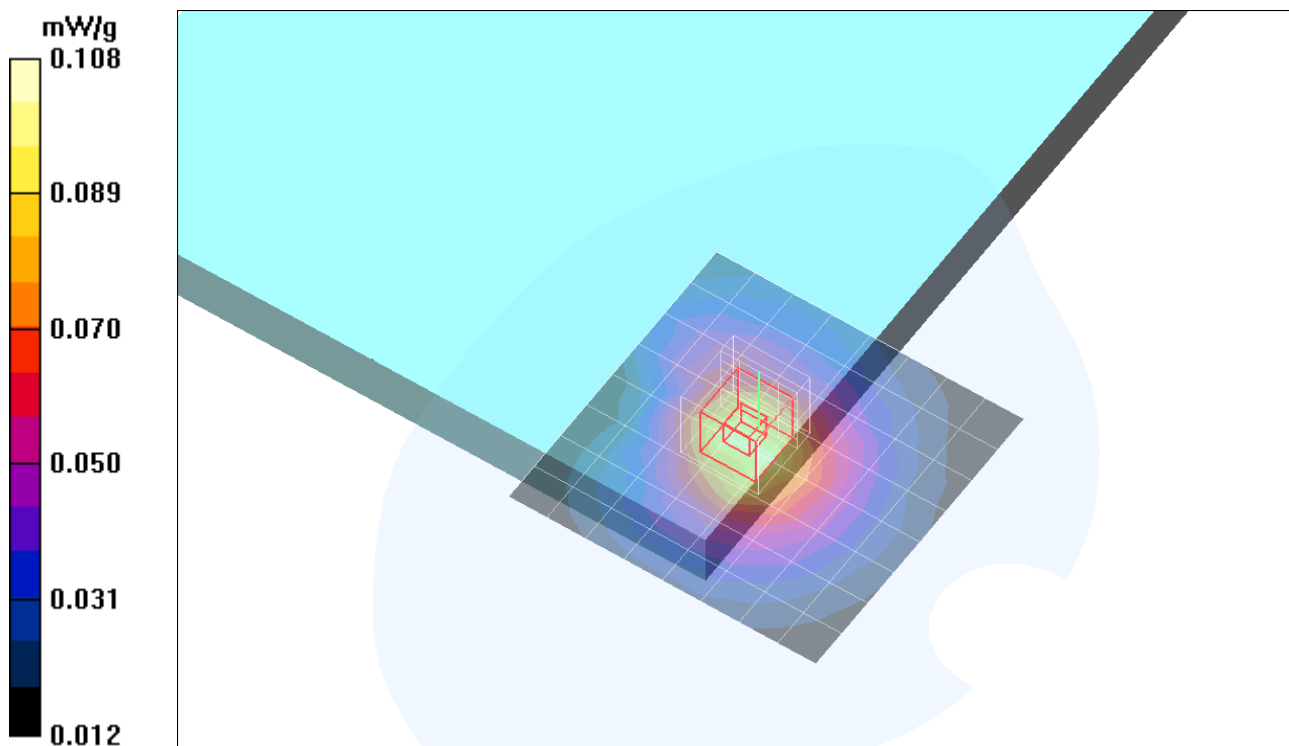
Reference Value = 10.2 V/m; Power Drift = 0.027 dB

Peak SAR (extrapolated) = 0.161 W/kg

SAR(1 g) = 0.102 mW/g; SAR(10 g) = 0.067 mW/g

[Info: Interpolated medium parameters used for SAR evaluation.](#)

Maximum value of SAR (measured) = 0.108 mW/g



Test Laboratory: Compliance Certification Services

M2 Note-Carbon Fiber Frame-Cell Band

DUT: M2 Note - Carbon Fiber; Type: Host Laptop; Serial: N/A

Communication System: CDMA; Frequency: 836.52 MHz; Duty Cycle: 1:1

Medium parameters used (interpolated): $f = 836.52$ MHz; $\sigma = 0.959$ mho/m; $\epsilon_r = 53$; $\rho = 1000$ kg/m³

Phantom section: Flat Section

Room Ambient Temperature: 23.0deg. C; Liquid Temperature: 22.0 deg. C

DASY4 Configuration:

- Area Scan setting - Find Secondary Maximum Within: 2.0 dB and with a peak SAR value greater than 0.0012W/kg
- Probe: EX3DV3 - SN3531; ConvF(10.54, 10.54, 10.54); Calibrated: 7/21/2005
- Sensor-Surface: 4mm (Mechanical Surface Detection)
- Electronics: DAE4 SN558; Calibrated: 1/20/2006
- Phantom: SAM 2; Type: SAM 2; Serial: 1050
- Measurement SW: DASY4, V4.7 Build 21; Postprocessing SW: SEMCAD, V1.8 Build 170

CDMA2000 1xEV-DO ch 384/Area Scan (9x9x1): Measurement grid: dx=15mm, dy=15mm

[Info: Interpolated medium parameters used for SAR evaluation.](#)

Maximum value of SAR (measured) = 0.101 mW/g

CDMA2000 1xEV-DO ch 384/Zoom Scan (5x5x7)/Cube 0: Measurement grid: dx=7.5mm, dy=7.5mm, dz=5mm

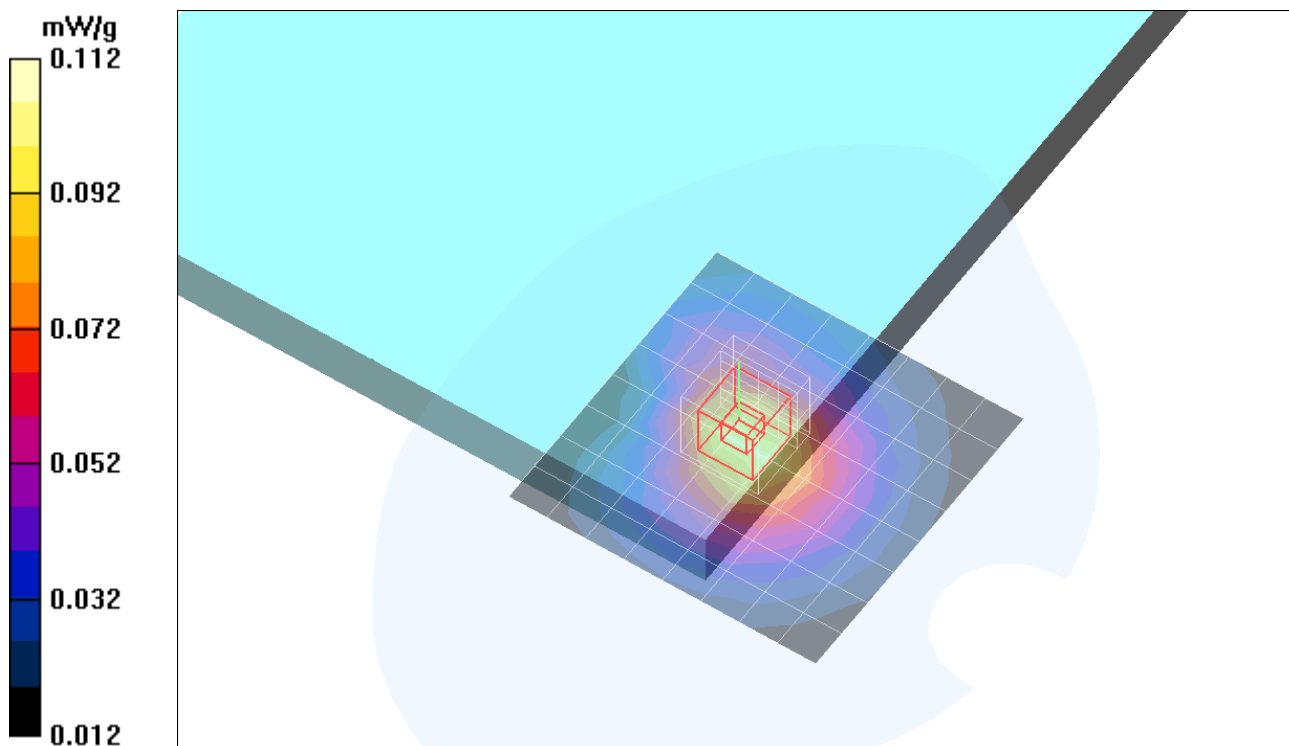
Reference Value = 10.3 V/m; Power Drift = 0.189 dB

Peak SAR (extrapolated) = 0.168 W/kg

SAR(1 g) = 0.107 mW/g; SAR(10 g) = 0.070 mW/g

[Info: Interpolated medium parameters used for SAR evaluation.](#)

Maximum value of SAR (measured) = 0.112 mW/g



Test Laboratory: Compliance Certification Services

M2 Note-Carbon Fiber Frame-Cell Band

DUT: M2 Note - Carbon Fiber; Type: Host Laptop; Serial: N/A

Communication System: CDMA; Frequency: 836.52 MHz; Duty Cycle: 1:1

Medium parameters used (interpolated): $f = 836.52$ MHz; $\sigma = 0.959$ mho/m; $\epsilon_r = 53$; $\rho = 1000$ kg/m³

Phantom section: Flat Section

Room Ambient Temperature: 23.0deg. C; Liquid Temperature: 22.0 deg. C

DASY4 Configuration:

- Area Scan setting - Find Secondary Maximum Within: 2.0 dB and with a peak SAR value greater than 0.0012W/kg
- Probe: EX3DV3 - SN3531; ConvF(10.54, 10.54, 10.54); Calibrated: 7/21/2005
- Sensor-Surface: 4mm (Mechanical Surface Detection)
- Electronics: DAE4 SN558; Calibrated: 1/20/2006
- Phantom: SAM 2; Type: SAM 2; Serial: 1050
- Measurement SW: DASY4, V4.7 Build 21; Postprocessing SW: SEMCAD, V1.8 Build 170

CDMA2000 1xEV-DO ch 384 with WLAN/Area Scan (9x9x1): Measurement grid: dx=15mm, dy=15mm

[Info: Interpolated medium parameters used for SAR evaluation.](#)

Maximum value of SAR (measured) = 0.105 mW/g

CDMA2000 1xEV-DO ch 384 with WLAN/Zoom Scan (5x5x7)/Cube 0: Measurement grid:

dx=7.5mm, dy=7.5mm, dz=5mm

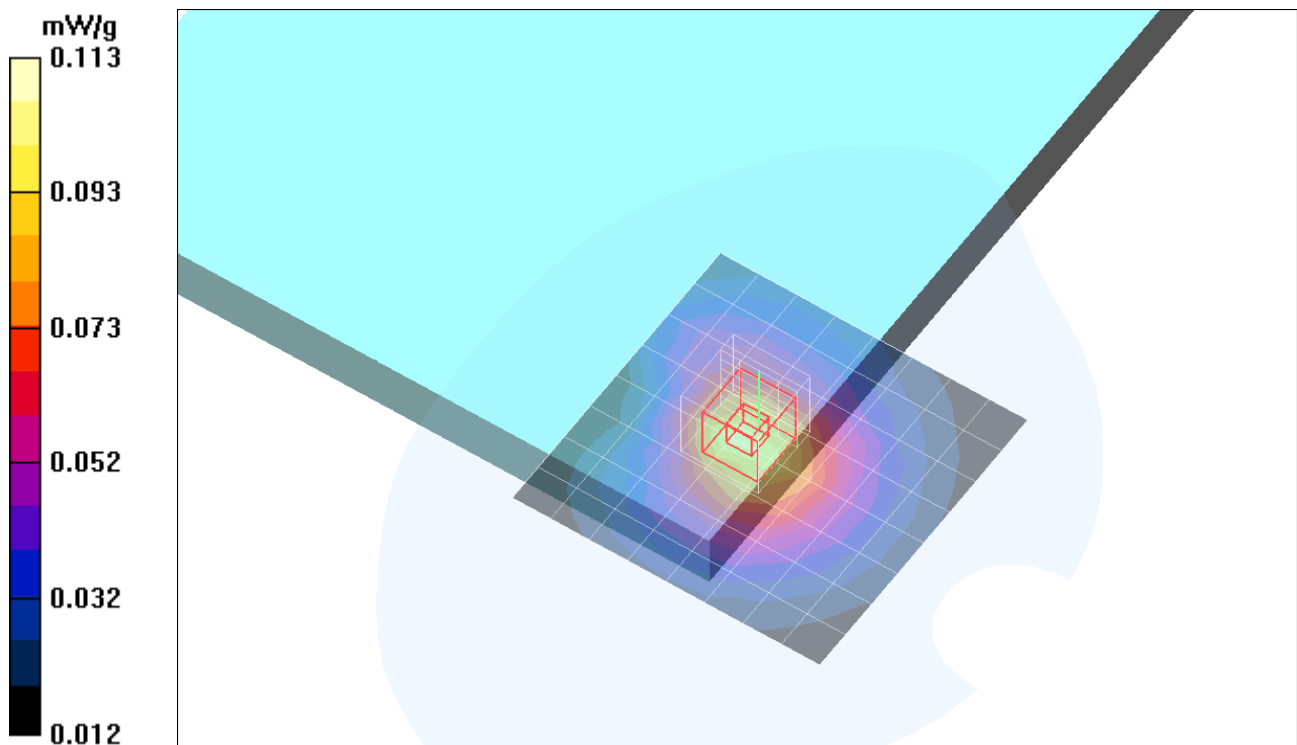
Reference Value = 10.5 V/m; Power Drift = -0.081 dB

Peak SAR (extrapolated) = 0.165 W/kg

SAR(1 g) = 0.106 mW/g; SAR(10 g) = 0.069 mW/g

[Info: Interpolated medium parameters used for SAR evaluation.](#)

Maximum value of SAR (measured) = 0.113 mW/g



Test Laboratory: Compliance Certification Services

M2 Note-Carbon Fiber Frame-Cell Band

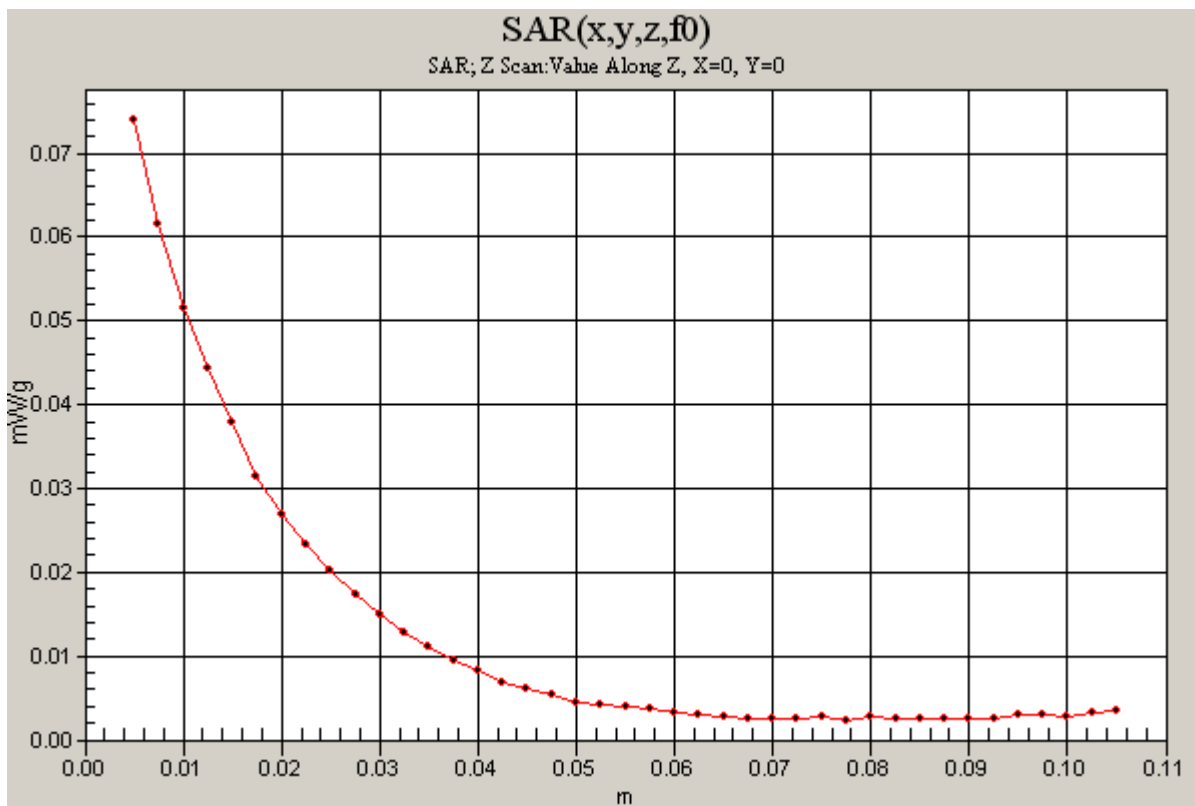
DUT: M2 Note - Carbon Fiber; Type: Host Laptop; Serial: N/A

Communication System: CDMA; Frequency: 836.52 MHz; Duty Cycle: 1:1

CDMA2000 1xEV-DO ch 384 with WLAN/Z Scan (1x1x41): Measurement grid: dx=20mm, dy=20mm, dz=2.5mm

[Info: Interpolated medium parameters used for SAR evaluation.](#)

Maximum value of SAR (measured) = 0.074 mW/g



Test Laboratory: Compliance Certification Services

M2 Note-Carbon Fiber Frame-PCS Band

DUT: M2 Note - Carbon Fiber ; Type: Host Laptop; Serial: N/A

Communication System: CDMA PCS band; Frequency: 1851.25 MHz; Duty Cycle: 1:1

Medium parameters used (interpolated): $f = 1851.25$ MHz; $\sigma = 1.44$ mho/m; $\epsilon_r = 51.9$; $\rho = 1000$ kg/m³

Phantom section: Flat Section

Room Ambient Temperature: 23.0deg. C; Liquid Temperature: 22.0 deg. C

DASY4 Configuration:

- Area Scan setting - Find Secondary Maximum Within: 2.0 dB and with a peak SAR value greater than 0.0012W/kg
- Probe: EX3DV3 - SN3531; ConvF(8.33, 8.33, 8.33); Calibrated: 7/21/2005
- Sensor-Surface: 4mm (Mechanical Surface Detection)
- Electronics: DAE4 SN558; Calibrated: 1/20/2006
- Phantom: SAM 1; Type: SAM 1; Serial: 1185
- Measurement SW: DASY4, V4.7 Build 21; Postprocessing SW: SEMCAD, V1.8 Build 170

CDMA2000 1xRTT ch 25/Area Scan (7x7x1): Measurement grid: dx=15mm, dy=15mm

[Info: Interpolated medium parameters used for SAR evaluation.](#)

Maximum value of SAR (measured) = 0.113 mW/g

CDMA2000 1xRTT ch 25/Zoom Scan (5x5x7)/Cube 0: Measurement grid: dx=7.5mm, dy=7.5mm, dz=5mm

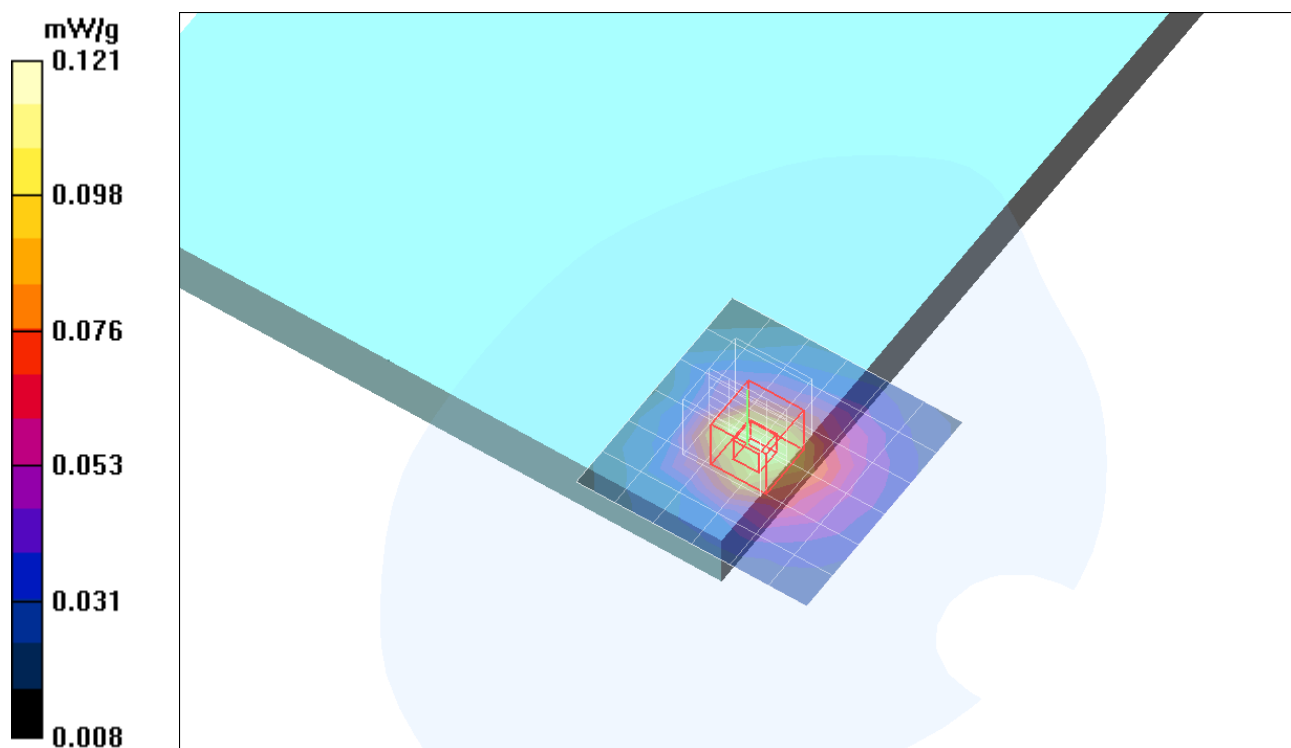
Reference Value = 9.03 V/m; Power Drift = 0.165 dB

Peak SAR (extrapolated) = 0.166 W/kg

SAR(1 g) = 0.111 mW/g; SAR(10 g) = 0.069 mW/g

[Info: Interpolated medium parameters used for SAR evaluation.](#)

Maximum value of SAR (measured) = 0.121 mW/g



Test Laboratory: Compliance Certification Services

M2 Note-Carbon Fiber Frame-PCS Band

DUT: M2 Note - Carbon Fiber ; Type: Host Laptop; Serial: N/A

Communication System: CDMA PCS band; Frequency: 1851.25 MHz; Duty Cycle: 1:1

Medium parameters used (interpolated): $f = 1851.25$ MHz; $\sigma = 1.44$ mho/m; $\epsilon_r = 51.9$; $\rho = 1000$ kg/m³

Phantom section: Flat Section

Room Ambient Temperature: 23.0deg. C; Liquid Temperature: 22.0 deg. C

DASY4 Configuration:

- Area Scan setting - Find Secondary Maximum Within: 2.0 dB and with a peak SAR value greater than 0.0012W/kg
- Probe: EX3DV3 - SN3531; ConvF(8.33, 8.33, 8.33); Calibrated: 7/21/2005
- Sensor-Surface: 4mm (Mechanical Surface Detection)
- Electronics: DAE4 SN558; Calibrated: 1/20/2006
- Phantom: SAM 1; Type: SAM 1; Serial: 1185
- Measurement SW: DASY4, V4.7 Build 21; Postprocessing SW: SEMCAD, V1.8 Build 170

CDMA2000 1xRTT ch 25 with WLAN/Area Scan (7x7x1): Measurement grid: dx=15mm, dy=15mm

[Info: Interpolated medium parameters used for SAR evaluation.](#)

Maximum value of SAR (measured) = 0.114 mW/g

CDMA2000 1xRTT ch 25 with WLAN/Zoom Scan (5x5x7)/Cube 0: Measurement grid: dx=7.5mm, dy=7.5mm, dz=5mm

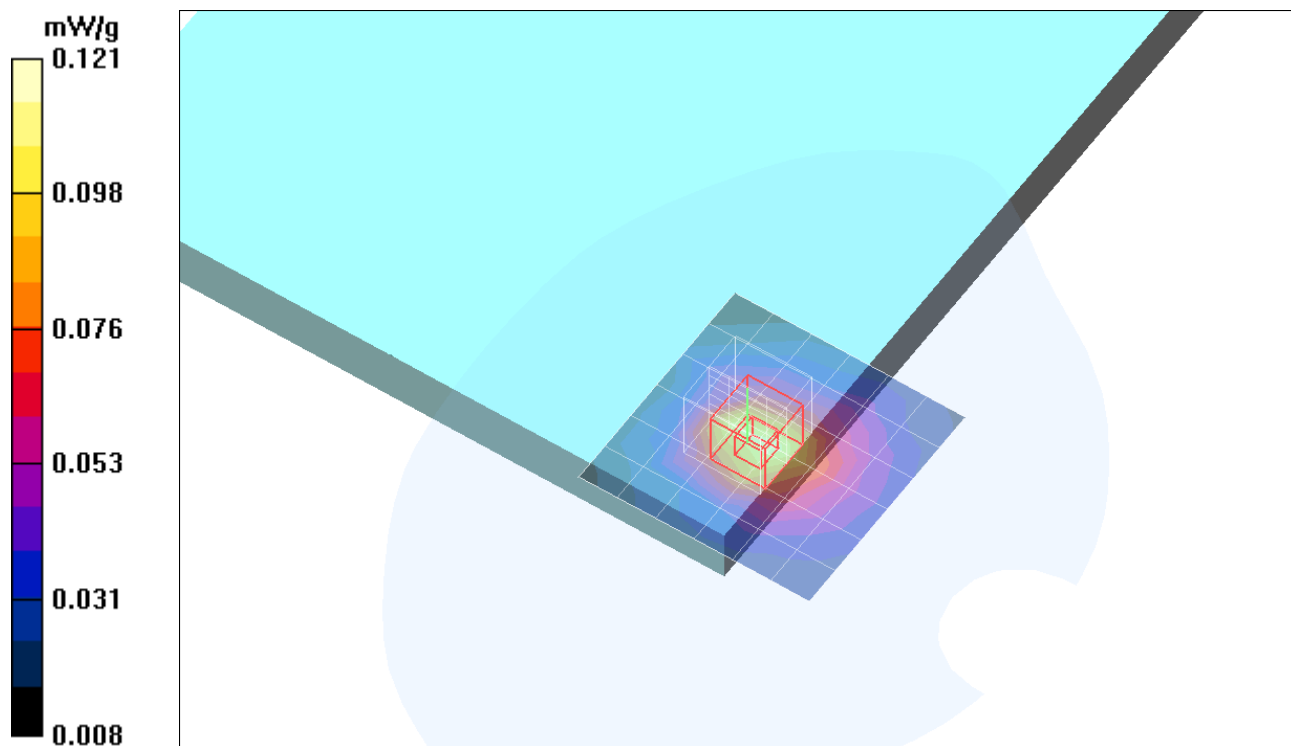
Reference Value = 8.88 V/m; Power Drift = 0.100 dB

Peak SAR (extrapolated) = 0.163 W/kg

SAR(1 g) = 0.111 mW/g; SAR(10 g) = 0.069 mW/g

[Info: Interpolated medium parameters used for SAR evaluation.](#)

Maximum value of SAR (measured) = 0.121 mW/g



Test Laboratory: Compliance Certification Services

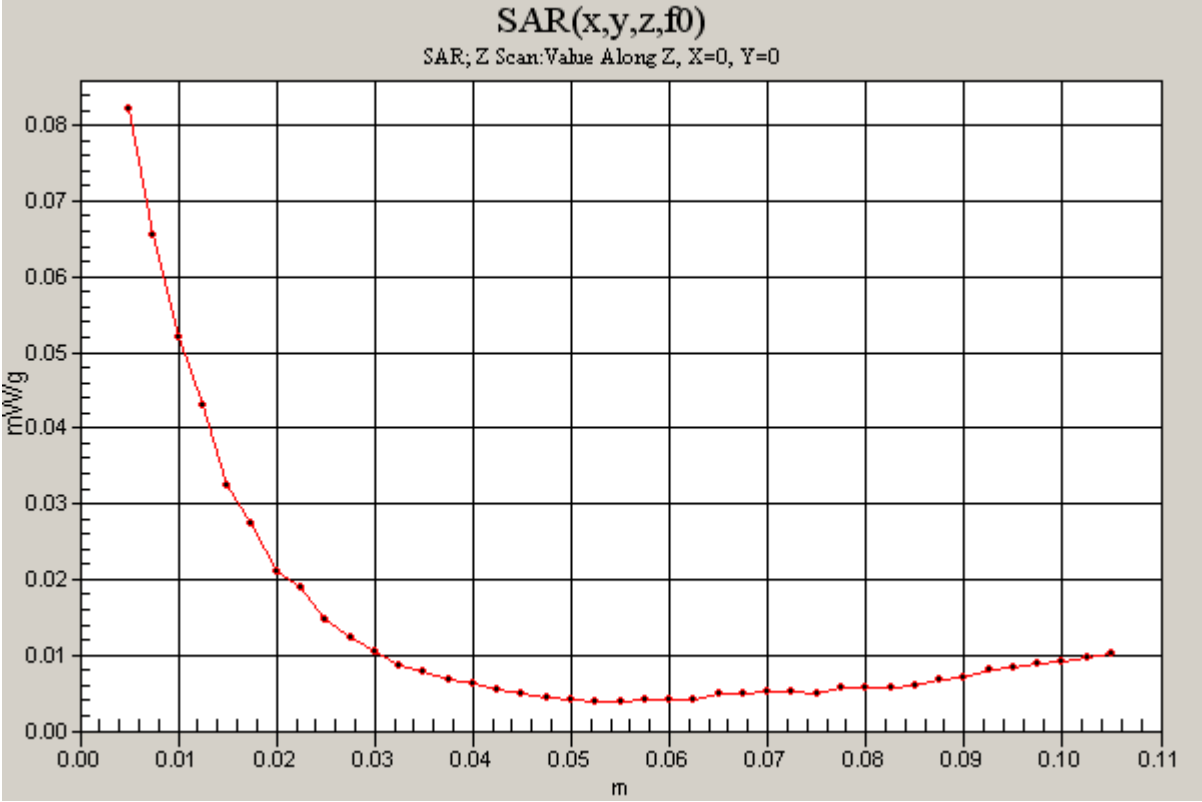
M2 Note-Carbon Fiber Frame-PCS Band

DUT: M2 Note - Carbon Fiber ; Type: Host Laptop; Serial: N/A

Communication System: CDMA PCS band; Frequency: 1851.25 MHz;Duty Cycle: 1:1

CDMA2000 1xRTT ch 25 with WLAN/Z Scan (1x1x41): Measurement grid: dx=20mm, dy=20mm, dz=2.5mm

Info: [Interpolated medium parameters used for SAR evaluation.](#)
Maximum value of SAR (measured) = 0.082 mW/g



Test Laboratory: Compliance Certification Services

M2 Note-Carbon Fiber Frame-PCS Band

DUT: M2 Note - Carbon Fiber; Type: Host Laptop; Serial: N/A

Communication System: CDMA PCS band; Frequency: 1851.25 MHz; Duty Cycle: 1:1

Medium parameters used (interpolated): $f = 1851.25$ MHz; $\sigma = 1.44$ mho/m; $\epsilon_r = 51.9$; $\rho = 1000$ kg/m³

Phantom section: Flat Section

Room Ambient Temperature: 23.0deg. C; Liquid Temperature: 22.0 deg. C

DASY4 Configuration:

- Area Scan setting - Find Secondary Maximum Within: 2.0 dB and with a peak SAR value greater than 0.0012W/kg
- Probe: EX3DV3 - SN3531; ConvF(8.33, 8.33, 8.33); Calibrated: 7/21/2005
- Sensor-Surface: 4mm (Mechanical Surface Detection)
- Electronics: DAE4 SN558; Calibrated: 1/20/2006
- Phantom: SAM 1; Type: SAM 1; Serial: 1185
- Measurement SW: DASY4, V4.7 Build 21; Postprocessing SW: SEMCAD, V1.8 Build 170

CDMA2000 1xEV-DO ch 25/Area Scan (7x7x1): Measurement grid: dx=15mm, dy=15mm

[Info: Interpolated medium parameters used for SAR evaluation.](#)

Maximum value of SAR (measured) = 0.116 mW/g

CDMA2000 1xEV-DO ch 25/Zoom Scan (5x5x7)/Cube 0: Measurement grid: dx=7.5mm, dy=7.5mm, dz=5mm

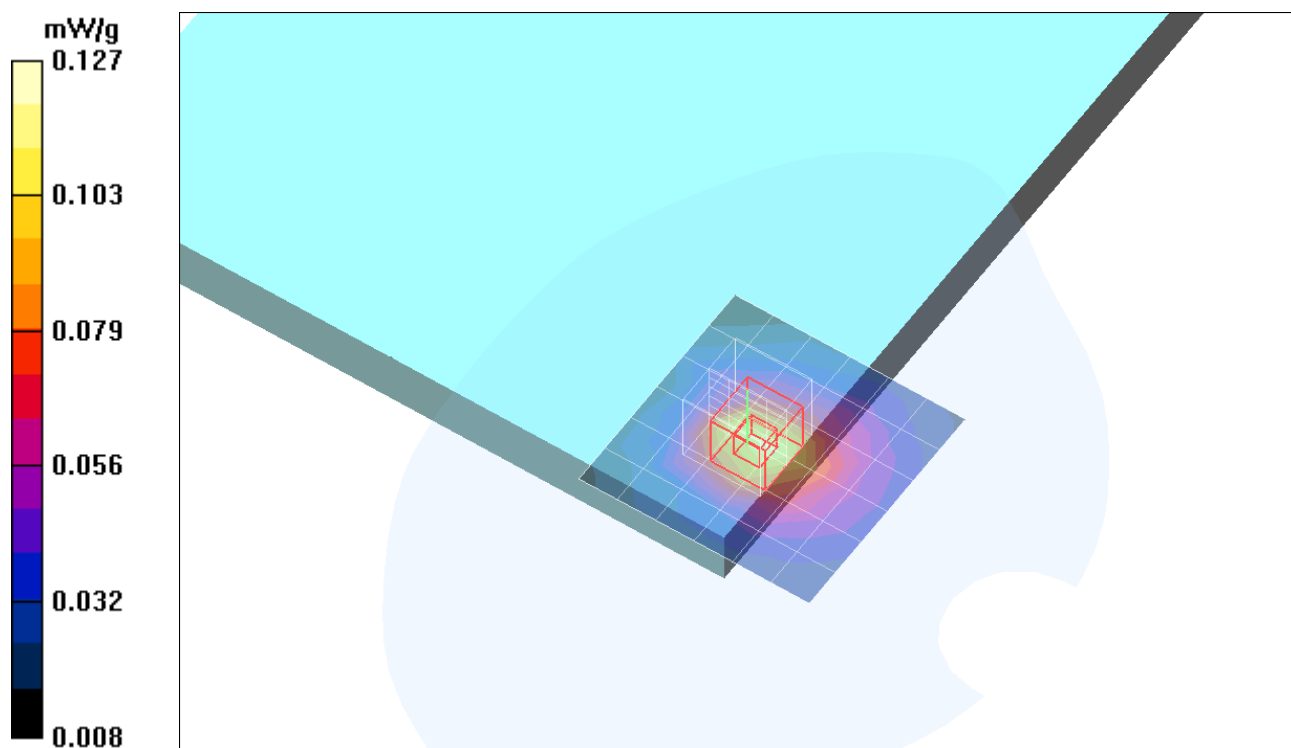
Reference Value = 9.28 V/m; Power Drift = 0.013 dB

Peak SAR (extrapolated) = 0.172 W/kg

SAR(1 g) = 0.116 mW/g; SAR(10 g) = 0.072 mW/g

[Info: Interpolated medium parameters used for SAR evaluation.](#)

Maximum value of SAR (measured) = 0.127 mW/g



Test Laboratory: Compliance Certification Services

M2 Note-Carbon Fiber Frame-PCS Band

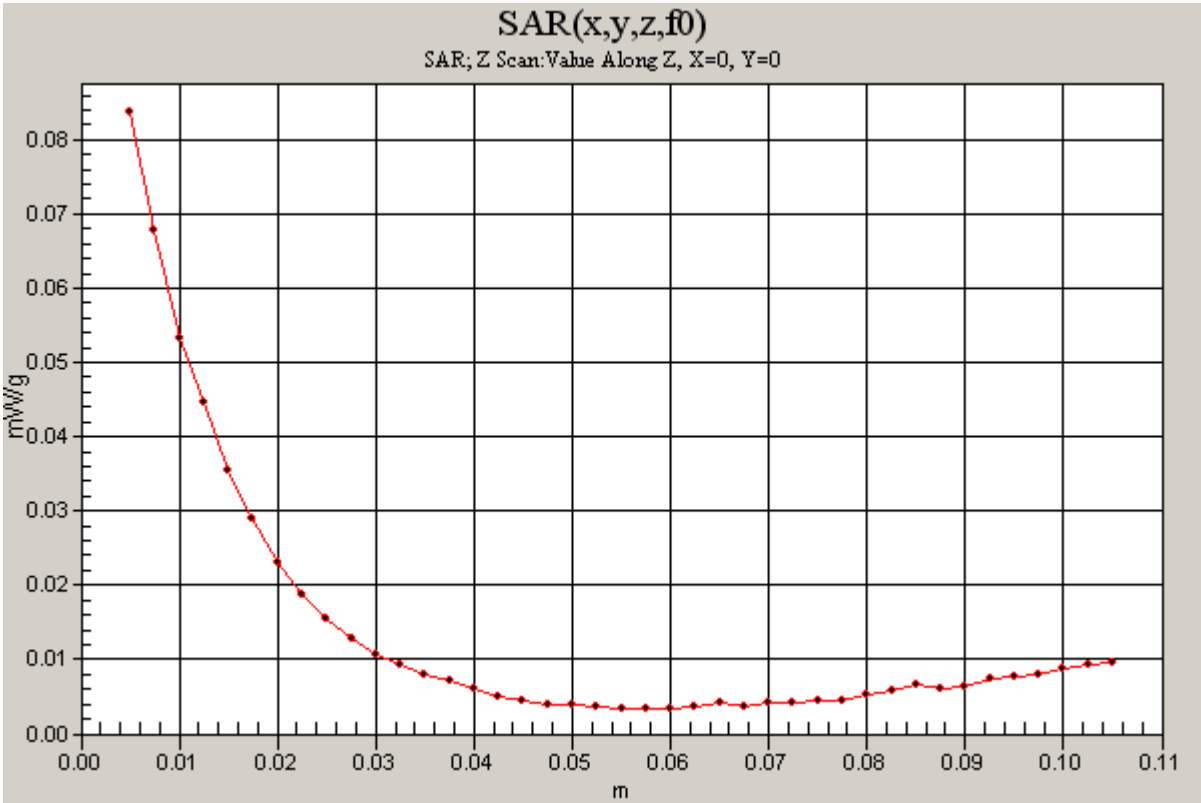
DUT: M2 Note - Carbon Fiber ; Type: Host Laptop; Serial: N/A

Communication System: CDMA PCS band; Frequency: 1851.25 MHz;Duty Cycle: 1:1

CDMA2000 1xEV-DO ch 25/Z Scan (1x1x41): Measurement grid: dx=20mm, dy=20mm, dz=2.5mm

Info: [Interpolated medium parameters used for SAR evaluation.](#)

Maximum value of SAR (measured) = 0.084 mW/g



Test Laboratory: Compliance Certification Services

M2 Note-Carbon Fiber Frame-PCS Band

DUT: M2 Note - Carbon Fiber ; Type: Host Laptop; Serial: N/A

Communication System: CDMA PCS band; Frequency: 1851.25 MHz; Duty Cycle: 1:1

Medium parameters used (interpolated): $f = 1851.25$ MHz; $\sigma = 1.44$ mho/m; $\epsilon_r = 51.9$; $\rho = 1000$ kg/m³

Phantom section: Flat Section

Room Ambient Temperature: 23.0deg. C; Liquid Temperature: 22.0 deg. C

DASY4 Configuration:

- Area Scan setting - Find Secondary Maximum Within: 2.0 dB and with a peak SAR value greater than 0.0012W/kg
- Probe: EX3DV3 - SN3531; ConvF(8.33, 8.33, 8.33); Calibrated: 7/21/2005
- Sensor-Surface: 4mm (Mechanical Surface Detection)
- Electronics: DAE4 SN558; Calibrated: 1/20/2006
- Phantom: SAM 1; Type: SAM 1; Serial: 1185
- Measurement SW: DASY4, V4.7 Build 21; Postprocessing SW: SEMCAD, V1.8 Build 170

CDMA2000 1xEV-DO ch 25 with WLAN/Area Scan (7x7x1): Measurement grid: dx=15mm, dy=15mm

[Info: Interpolated medium parameters used for SAR evaluation.](#)

Maximum value of SAR (measured) = 0.116 mW/g

CDMA2000 1xEV-DO ch 25 with WLAN/Zoom Scan (5x5x7)/Cube 0: Measurement grid:

dx=7.5mm, dy=7.5mm, dz=5mm

Reference Value = 9.17 V/m; Power Drift = 0.193 dB

Peak SAR (extrapolated) = 0.172 W/kg

SAR(1 g) = 0.116 mW/g; SAR(10 g) = 0.072 mW/g

[Info: Interpolated medium parameters used for SAR evaluation.](#)

Maximum value of SAR (measured) = 0.127 mW/g

