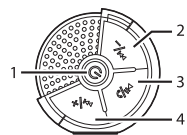



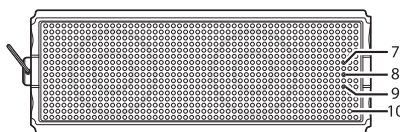
Controls and Indicators



- 1 Power ON / OFF button
- 2 Previous / Volume -
- 3 Play button / Phone button
- 4 Next / Volume +



- 5 Micro USB charge socket
- 6 AUX in socket



- 7 Bluetooth® indicator (Blue)
- 8 AUX indicator (Green)
- 9 Charge indicator (Red)
- 10 MIC

Using this Speaker

■ Turning on/off the power

Powering on:

- 1 Press and Hold "Power ON/OFF button" 2 seconds to power ON, the Blue LED will start to flash.

Note

- If an AUX (3.5 mm) cable is connected to the unit, the Blue LED will turn off, and the Green LED will stay illuminated, notifying you the unit is in Aux-In mode.

Powering off:

Press and Hold Power ON/OFF button 2 seconds to power OFF.

■ Listening to Bluetooth® Music

In order to use the unit for music playback functions through Bluetooth®, the speaker must first be paired with the Bluetooth® device.

Pairing:

- 1 Press and Hold "Power ON/OFF button" 2 seconds to power ON.

Bluetooth® function will go into pairing mode and the blue LED will keep flashing.

- 2 Following the instructions in your device's user manual, activate Bluetooth® on your device and search for other devices.

Once you have found "TY-WSP70", pair with the speaker.

Information:

- This speaker will pair with the last connected device when that device is in range.
- The speaker will be turned off if no device has been paired for more than 10 minutes.

Playing Bluetooth® Music:

Once your device and the speaker are paired, you can play music on this speaker through Bluetooth®.

- 1 Press the Play button either on your device or this speaker to play or pause music.

- 2 Adjust the volume level on your device or this speaker.

Notes

- Press and Hold Volume + button 2 seconds to play the next track.
- Press and Hold Volume - button 2 seconds to play the previous track.

■ Pairing for the second time or later

The speaker start pairing automatically with the last-paired device when the power is turn ON second time or later.

■ Disconnecting the Bluetooth® device currently connected and connecting another Bluetooth® device

Press and hold "Play" button for 2 seconds disconnects the currently connected Bluetooth® device. The speaker is in the pairing waiting mode at the time. A pairing sound is heard. Connect the speaker with another Bluetooth® device. To connect with another device, follow Step 2 of the "Pairing" procedure.

■ Playing AUX in Music

- 1 Plug the 3.5mm plug into the AUX in socket using the provided 3.5mm plug cable.

- 2 Plug the 3.5 mm plug into the earphone or line-out jack on your device.

- 3 Turn on and play your device.

- 4 Adjust the volume level on your device.

■ Making calls with a Bluetooth® Mobile Phone

Before the speakerphone feature of this speaker can be used, you will need to pair and connect your Bluetooth®-enabled phone with this speaker. Please refer to "Pairing".

Answer a call:

- 1 To answer a call, press the Phone button.

You can then use this speaker as a speaker phone.

- 2 Speak into the built-in microphone of the speaker and use the Volume +/-Volume - buttons on this speaker to adjust the call volume.

- 3 To end the call, press the Phone button.

Note

- To reject a call, press and hold Phone button for 2 seconds.

Dialing:

- 1 Once this speaker is paired with a Bluetooth® mobile phone, you can use the keypad on your phone to dial a phone number.

Press the Phone button to cancel the call.

- 2 Use the Volume +/-Volume - buttons on this speaker to adjust the volume level.

Note

- To press the button Phone button twice to redial the last dialed number.
- Changes to the volume settings for phone operation may affect the volume of other modes on your mobile phone.

- 3 To end a call, press the Phone button.

Specifications

Bluetooth® section	
Bluetooth® spec.	Version 5.0
Wireless equipment Classification	Class 2
Supported profile	A2DP, AVRCP, HFP, HSP, GAVDP
Frequency range	2.402-2.480 GHz (2.4 GHz ISM Segment)
Service distance	Up to 10 m
General	
Power output	3W x 2
Battery	Internal lithium polymer ion battery (600 mAh)
Operating time	Max rough 8 hrs (50% volume , bluetooth mode , with random music)
Dimension	65 x 63.5 x 183 mm (W x H x L)
Weight	Approx. 335 g
Speaker	45 mm 4 ohm 3 W speaker driver
Accessories	USB charging cable x 1, 3.5 mm plug cable x 1, Operation manual x 1

This user manual may be changed without prior notice to improve product performance. The images included in this guide may differ from the actual image and may change without notice.