


**APPENDIX 3: Photographs of test setup**

**Conducted Emission**



**Photo 1**



**Photo 2**

---

**UL Japan, Inc.**

**Ise EMC Lab.**

4383-326 Asama-cho, Ise-shi, Mie-ken 516-0021 JAPAN

Telephone : +81 596 24 8999

Facsimile : +81 596 24 8124

## Radiated Spurious Emission




Photo 1




Photo 2

---

**UL Japan, Inc.**

**Ise EMC Lab.**

4383-326 Asama-cho, Ise-shi, Mie-ken 516-0021 JAPAN

Telephone : +81 596 24 8999

Facsimile : +81 596 24 8124


**Worst Case Position**  
**Above 1GHz (Horizontal: Z-axis/ Vertical:Z-axis)**  
**Below 1GHz (Horizontal: X-axis/ Vertical:X-axis)**

**Module**

**X-axis**



**Y-axis**



**Z-axis**



**Worst Case Position**

**Above 1GHz (Horizontal: Y-axis/ Vertical:Z-axis)**

**Below 1GHz (Horizontal: X-axis/ Vertical:X-axis)**

**Antenna**

**X-axis**



**Y-axis**



**Z-axis**



**End of Report**

---

**UL Japan, Inc.**

**Ise EMC Lab.**

4383-326 Asama-cho, Ise-shi, Mie-ken 516-0021 JAPAN

Telephone : +81 596 24 8999

Facsimile : +81 596 24 8124