

APPENDIX 3: Photographs of test setup

Radiated Spurious Emission
(Short ANT Cable)




Photo 1




Photo 2

UL Japan, Inc.

Ise EMC Lab.

4383-326 Asama-cho, Ise-shi, Mie-ken 516-0021 JAPAN

Telephone : +81 596 24 8999

Facsimile : +81 596 24 8124

Radiated Spurious Emission
(Long ANT Cable)




Photo 1



Photo 2

UL Japan, Inc.

Ise EMC Lab.


4383-326 Asama-cho, Ise-shi, Mie-ken 516-0021 JAPAN

Telephone : +81 596 24 8999

Facsimile : +81 596 24 8124

Worst Case Position
(Module Horizontal: X-axis/ Vertical:X-axis)
(Ant Horizontal: X-axis/ Vertical:Y-axis)


Module
X-axis



Y-axis




Z-axis




Antenna
X-axis



Y-axis



Z-axis



End of Report