



### **APPENDIX 3: Photographs of test setup**

#### **Conducted Emission**



**Photo 1**



**Photo 2**

---

**UL Japan, Inc.**

**Ise EMC Lab.**

4383-326 Asama-cho, Ise-shi, Mie-ken 516-0021 JAPAN

Telephone : +81 596 24 8999

Facsimile : +81 596 24 8124

### Radiated Spurious Emission



**Photo 1**



**Photo 2**

---

**UL Japan, Inc.**

**Ise EMC Lab.**

4383-326 Asama-cho, Ise-shi, Mie-ken 516-0021 JAPAN

Telephone : +81 596 24 8999

Facsimile : +81 596 24 8124


**Worst Case Position**

**Antenna**  
Horizontal: Z-axis / Vertical: Y-axis


**X-axis**



**Y-axis**



**Z-axis**



**Module**  
Horizontal: X-axis/ Vertical: X-axis

**X-axis**



**Y-axis**



**Z-axis**



**End of Report**

**UL Japan, Inc.**

**Ise EMC Lab.**

4383-326 Asama-cho, Ise-shi, Mie-ken 516-0021 JAPAN

Telephone : +81 596 24 8999

Facsimile : +81 596 24 8124