



**APPENDIX 3: Photographs of test setup**

**Conducted Emission**



**Photo 1**




**Photo 2**

### Radiated Spurious Emission




**Photo 1**




**Photo 2**

**Worst Case Position**  
**(Antenna: Horizontal X-axis / Vertical: Y-axis)**


**X-axis**



**Y-axis**




**Z-axis**



**Worst Case Position**  
**(EUT-module: Horizontal X-axis / Vertical: X-axis)**


**X-axis**



**Y-axis**



**Z-axis**



**End of Report**