



### APPENDIX 3: Photographs of test setup

#### Radiated Spurious Emission



**Photo 1**



**Photo 2**


---

**UL Japan, Inc.**  
**Ise EMC Lab.**


4383-326 Asama-cho, Ise-shi, Mie-ken 516-0021 JAPAN  
Telephone : +81 596 24 8999  
Facsimile : +81 596 24 8124

**Worst Case Position**  
**(EUT-module: Horizontal X-axis / Vertical: X-axis:)**


**X-axis**



**Y-axis**




**Z-axis**



**Worst Case Position**  
**(Antenna: Horizontal X0-axis / Vertical: X90-axis:)**


**X0-axis**




**X90-axis**



**Y0-axis**



**Y90-axis**



**Z90-axis**



**End of Report**