

APPENDIX 3: Photographs of test setup

Conducted Emission




Photo 1




Photo 2

Radiated Spurious Emission




Photo 1



Photo 2

UL Japan, Inc.
Ise EMC Lab.

4383-326 Asama-cho, Ise-shi, Mie-ken 516-0021 JAPAN


Telephone : +81 596 24 8999

Facsimile : +81 596 24 8124


Worst Case Position

(Horizontal: module Y-axis/ Vertical: Y-axis / antenna X-axis/ Vertical: Y-axis)


**Module
X-axis**




**Antenna
X-axis**




Y-axis




Y-axis



Z-axis



Z-axis



End of Report

**UL Japan, Inc.
Ise EMC Lab.**

4383-326 Asama-cho, Ise-shi, Mie-ken 516-0021 JAPAN

Telephone : +81 596 24 8999

Facsimile : +81 596 24 8124