

APPENDIX 1: Photographs of test setup

Conducted Emission
Front



Rear




Spurious Emission (Radiated)

Front




Rear




Worst Case Position

**30MHz-1GHz: Z-axis:Horizontal / Z-axis:Vertical
Above 1GHz: Z-axis:Horizontal / X-axis: Vertical**

X-axis



Y-axis



Z-axis

