



**APPENDIX 1: Photographs of test setup**

**Conducted Emission**

**Front**



**Side**



### Spurious Emission (Radiated)

Front



Rear




**Worst Case Position**  
**(EUT-module: Horizontal: Y-axis/Vertical: Y-axis)**

**X-axis**



**Y-axis**




**Z-axis**




**Worst Case Position**  
**(Antenna: Horizontal: X0-axis/Vertical: X90-axis)**


**X0-axis**




**X90-axis**




**Y0-axis**



**Y90-axis**



**Z0-axis**



**Z90-axis**

