


APPENDIX 1: Photographs of test setup


Conducted Emission
(Normal)
Front




Rear



Conducted Emission
(Turbo)
Front



Rear



Spurious Emission (Radiated)

Front




Rear




Worst Case Position
(Horizontal: Module:Y-axis/Antenna: X-axis)
(Vertical: Module:Z-axis/Antenna: Y-axis)


**Module
X-axis**




**Antenna
X-axis**




Y-axis



Y-axis



Z-axis



Z-axis

