

APPENDIX 3: Photographs of test setup

Radiated Spurious Emission




Photo 1




Photo 2

UL Japan, Inc.

Ise EMC Lab.


4383-326 Asama-cho, Ise-shi, Mie-ken 516-0021 JAPAN

Telephone : +81 596 24 8999


Facsimile : +81 596 24 8124

Worst Case Position

Molex Antenna
(Horizontal: X-axis/ Vertical: Z-axis)
X-axis




Y-axis




Z-axis




Laird Antenna
(Horizontal: X-axis/ Vertical: Z-axis)
X-axis



Y-axis



Z-axis




Worst Case Position


Module
(Horizontal: X-axis/ Vertical: X-axis)
X-axis



Y-axis



Z-axis



End of Report