



PRODUCT SPECIFICATION

TITLE

WIFI 6E FLEX CABLE BALANCE ANTENNA

TABLE OF CONTENTS

1. SCOPE
2. PRODUCT DESCRIPTION
3. GENERAL SPECIFICATION
4. PRODUCT STRUCTURE INFORMATION
5. APPLICABLE DOCUMENTS
6. ANTENNA SPECIFICATION
7. MECHANICAL SPECIFICATION
8. ENVIRONMENTAL SPECIFICATION
9. PACKING
10. CHANGE HISTORY

The Molex Website: <https://www.molex.com>
 Molex LLC
 2222 Wellington Court
 Lisle, USA

REVISION: F4	ECR/ECN INFORMATION: EC No: 676655 DATE: 2023/06/26	TITLE: WIFI 6E CABLE FLEX BALANCE ANTENNA PRODUCT SPECIFICATION	SHEET No. 1 of 15
DOCUMENT NUMBER: PS-1461530100	CREATED / REVISED BY: Kang Cheng	CHECKED BY: Cooper Zhou	APPROVED BY: Stary Song

WIFI 6E FLEX CABLE BALANCE ANTENNA

1.0 SCOPE

This Product Specification covers the mechanical, electrical and environmental performances specification for WiFi 6E flex cable balance antenna.

2.0 PRODUCT DESCRIPTION

2.1 PRODUCT NAME AND SERIES NUMBER (S)


Product name: WiFi 6E flex cable balance antenna
Series Number: 146153 Series

2.2 DESCRIPTION

Series 146153 is a balanced, dipole-type, high efficiency antenna for 2.4/5/6 GHz applications, including WiFi 6E, Bluetooth, Zigbee and others. This antenna is made from poly flexible material with small size 35*9*0.1mm and has double-sided adhesive tape for easy “peel and stick” mounting. This balanced antenna with ground plane independent design offers various cable length options for ease of integration into various devices.

2.3 FEATURES

- 2400~2500MHz,5150~5850MHz,5925~7125MHz, linear polarization
- Ground plane independent, balanced dual band antenna
- Flex size 35 x 9 x 0.1mm (not contain solder area)
- IPEX MHF (U.FL compatible) connector (Such as MHF1/MHF4)
- Cable OD1.13mm, 6 standard length options (50/100/150/200/250/300mm)
- Cable and connector can be customized



Molex 146153 SERIES 3D VIEW

REVISION: F4	ECR/ECN INFORMATION: EC No: 676655 DATE: 2023/06/26	TITLE: WIFI 6E CABLE FLEX BALANCE ANTENNA PRODUCT SPECIFICATION	SHEET No. 2 of 15
DOCUMENT NUMBER: PS-1461530100	CREATED / REVISED BY: Kang Cheng	CHECKED BY: Cooper Zhou	APPROVED BY: Stary Song



PRODUCT SPECIFICATION

3.0 GENERAL SPECIFICATION

Product name	WIFI 6E FLEX CABLE BALANCE ANTENNA		
Part number	146153		
Frequency	2.4GHz-2.5GHz	5.15GHz-5.85GHz	5.925GHz-7.125GHz
Polarization	Linear Vertical + Horizontal		
Operating with matching	-40°C to 85°C		
Storage with matching	-40°C to 85°C		
RF Power	2 Watts		
Impedance with matching	50 Ohms		
Antenna type	Flex		
Connector type	146153 0XXX	146153 1XXX	
	Compatible MHF1	Compatible MHF4	
User Implementation type	Adhesive 3M9077		
Cable diameter	Ø1.13mm		
Cable length	50 mm (P/N for 1461530050/1461531050)		
	100 mm (P/N for 1461530100/1461531100)		
	150 mm (P/N for 1461530150/1461531150)		
	200 mm (P/N for 1461530200/1461531200)		
	250 mm (P/N for 1461530250/1461531250)		
	300 mm (P/N for 1461530300/1461531300)		

REVISION: F4	ECR/ECN INFORMATION: EC No: 676655 DATE: 2023/06/26	TITLE: WIFI 6E CABLE FLEX BALANCE ANTENNA PRODUCT SPECIFICATION	SHEET No. 3 of 15
DOCUMENT NUMBER: PS-1461530100	CREATED / REVISED BY: Kang Cheng	CHECKED BY: Cooper Zhou	APPROVED BY: Stary Song

4.0 PRODUCT STRUCTURE INFORMATION

P/N	146153 0XXX		
-----	-------------	--	--

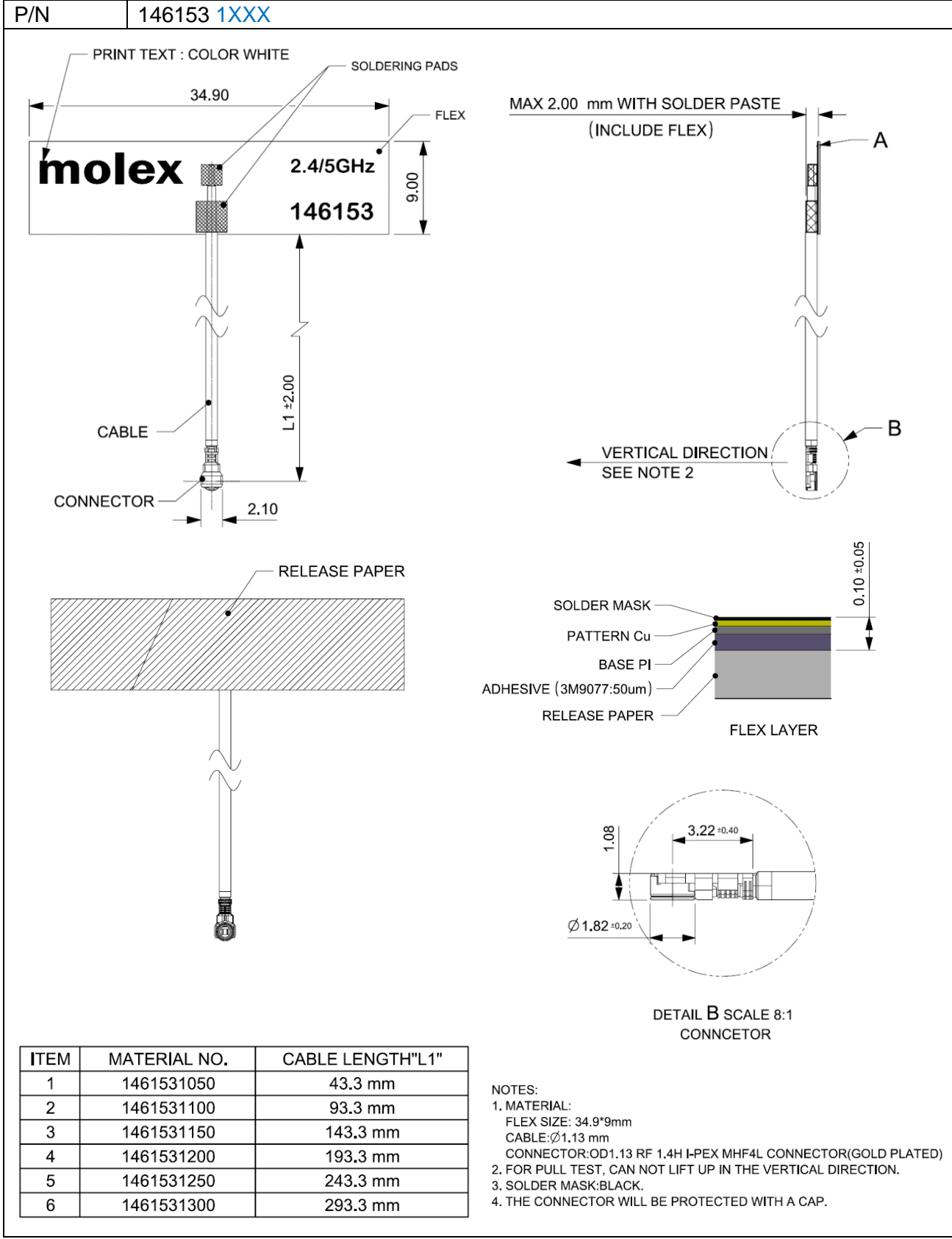
ITEM	MATERIAL NO.	CABLE LENGTH"L1"
1	1461530050	43.3 mm
2	1461530100	93.3 mm
3	1461530150	143.3 mm
4	1461530200	193.3 mm
5	1461530250	243.3 mm
6	1461530300	293.3 mm

NOTES:

- MATERIAL:
FLEX SIZE: 34,9*9mm
CABLE: \varnothing 1.13 mm
CONNECTOR: OD1.13 RF 2.5H U.FL CONNECTOR-PLUG GOLD PLATED (IPEX MHF-I COMPATIBLE)
- FOR PULL TEST, CAN NOT LIFT UP IN THE VERTICAL DIRECTION.
- SOLDER MASK: BLACK.
- THE CONNECTOR WILL BE PROTECTED WITH A CAP.

Mechanical Structure Information for 1461530XXX

REVISION: F4	ECR/ECN INFORMATION: EC No: 676655 DATE: 2023/06/26	TITLE: WIFI 6E CABLE FLEX BALANCE ANTENNA PRODUCT SPECIFICATION	SHEET No. 4 of 15
DOCUMENT NUMBER: PS-1461530100	CREATED / REVISED BY: Kang Cheng	CHECKED BY: Cooper Zhou	APPROVED BY: Sary Song



Mechanical Structure Information for 1461531XXX

REVISION:	ECR/ECN INFORMATION:	TITLE:	SHEET No.
F4	EC No: 676655 DATE: 2023/06/26	WIFI 6E CABLE FLEX BALANCE ANTENNA PRODUCT SPECIFICATION	5 of 15
DOCUMENT NUMBER:	CREATED / REVISED BY:	CHECKED BY:	APPROVED BY:
PS-1461530100	Kang Cheng	Cooper Zhou	Stary Song



PRODUCT SPECIFICATION

5.0 APPLICABLE DOCUMENTS

DOCUMENT	NUMBER	DESCRIPTION
Sale Drawing (SD)	SD-1461530050	Mechanical Dimension of the product
	SD-1461531050	
Application Guide (AS)	AS-1461530100	Antenna Application and surrounding
Packing Drawing (PK)	PK-1461530100	Product packaging specifications

6.0 ANTENNA SPECIFICATION

All measurements are done of the antenna mounted on a PC/ABS material block of 1.5 mm thickness with VNA Agilent E5071C and Over-The-Air (OTA) chamber. All measurements in this document are done with the part no.1461530100 for different cable length.

6.1 ELECTRICAL REQUIREMENT

6.1.1 ELECTRICAL REQUIREMENTS FOR CABLE LENGTH 50mm			
P/N	1461530050		
Frequency Range	2.4GHz-2.5GHz	5.15GHz-5.85GHz	5.925-7.125GHz
Average Total efficiency	>78%	>79%	>75%
Return Loss	< -10 dB		

6.1.2 ELECTRICAL REQUIREMENTS FOR CABLE LENGTH 100mm			
P/N	1461530100		
Frequency Range	2.4GHz-2.5GHz	5.15GHz-5.85GHz	5.925-7.125GHz
Average Total efficiency	>75%	>75%	>70%
Return Loss	< -10 dB		

6.1.3 ELECTRICAL REQUIREMENTS FOR CABLE LENGTH 150mm			
P/N	1461530150		
Frequency Range	2.4GHz-2.5GHz	5.15GHz-5.85GHz	5.925-7.125GHz
Average Total efficiency	>72%	>70%	>65%
Return Loss	< -10 dB		

REVISION: F4	ECR/ECN INFORMATION: EC No: 676655 DATE: 2023/06/26	TITLE: WIFI 6E CABLE FLEX BALANCE ANTENNA PRODUCT SPECIFICATION	SHEET No. 6 of 15
DOCUMENT NUMBER: PS-1461530100	CREATED / REVISED BY: Kang Cheng	CHECKED BY: Cooper Zhou	APPROVED BY: Stary Song



PRODUCT SPECIFICATION

6.1.4 ELECTRICAL REQUIREMENTS FOR CABLE LENGTH 200mm			
P/N	1461530200		
Frequency Range	2.4GHz-2.5GHz	5.15GHz-5.85GHz	5.925-7.125GHz
Average Total efficiency	>69%	>66%	>60%
Return Loss	< -10 dB		

6.1.5 ELECTRICAL REQUIREMENTS FOR CABLE LENGTH 250mm			
P/N	1461530250		
Frequency Range	2.4GHz-2.5GHz	5.15GHz-5.85GHz	5.925-7.125GHz
Average Total efficiency	>66%	>63%	>56%
Return Loss	< -10 dB		

6.1.6 ELECTRICAL REQUIREMENTS FOR CABLE LENGTH 300mm			
P/N	1461530300		
Frequency Range	2.4GHz-2.5GHz	5.15GHz-5.85GHz	5.925-7.125GHz
Average Total efficiency	>63%	>59%	>51%
Return Loss	< -10 dB		

Note that the above antenna performance is measured with just the antenna mounted on a PC/ABS block to similar a free-space condition. When implement into the system, the frequency resonant might be off-tune due to the loading of surrounding components especially metal plane. This off-tune can be compensated through matching. Although module manufacturers specify a peak gain limit, it is based on free-space conditions. The peak gain will be degraded by 1 to 2dBi in the actual implementation as the radiation pattern will change due to the surround components. As such, during selection of antenna, you can select one with high peak gain to compensate for the loss. Molex can offer assistant to choose the best location and best tuning in-order to meet this peak gain requirement.

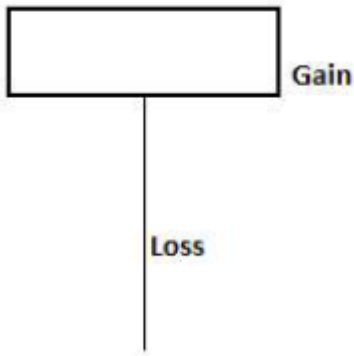
REVISION: F4	ECR/ECN INFORMATION: EC No: 676655 DATE: 2023/06/26	TITLE: WIFI 6E CABLE FLEX BALANCE ANTENNA PRODUCT SPECIFICATION	SHEET No. 7 of 15
DOCUMENT NUMBER: PS-1461530100	CREATED / REVISED BY: Kang Cheng	CHECKED BY: Cooper Zhou	APPROVED BY: Stary Song

6.2 CABLE LOSS

DESCRIPTION	TEST CONDITION	REQUIREMENTS		
		2.0GHz~3.0GHz	5GHz~6GHz	6GHz~7.125GHz
Frequency Range	2 GHz~7.125GHz	2.0GHz~3.0GHz	5GHz~6GHz	6GHz~7.125GHz
Attenuation	1m cable measured by VNA5071C	≤3.5dB/m	≤5.5dB/m	≤6.5dB/m

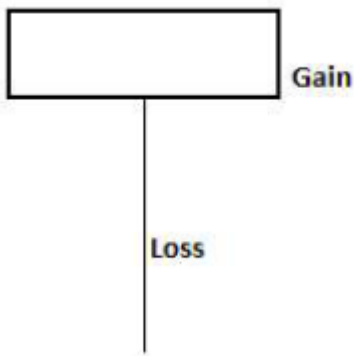
Balance antenna resonance is insensitive to cable's length, but the cable's loss will affect the total efficiency.

6.2.1 PEAK GAIN AT 2.4-2.5GHZ BAND



Length	Gain (dBi)	Loss (dB)	Total (dBi)
50mm	3.35	0.175	3.175
100mm	3.35	0.35	3.0
150mm	3.35	0.525	2.825
200mm	3.35	0.7	2.650
250mm	3.35	0.875	2.475
300mm	3.35	1.05	2.3

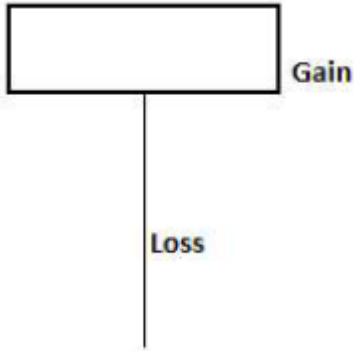
6.2.2 PEAK GAIN AT 5.15-5.25GHZ BAND



Length	Gain (dBi)	Loss (dB)	Total (dBi)
50mm	3.45	0.275	3.175
100mm	3.45	0.55	2.9
150mm	3.45	0.825	2.625
200mm	3.45	1.1	2.35
250mm	3.45	1.375	2.075
300mm	3.45	1.65	1.8

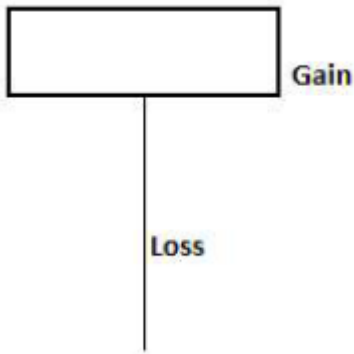
REVISION: F4	ECR/ECN INFORMATION: EC No: 676655 DATE: 2023/06/26	TITLE: WIFI 6E CABLE FLEX BALANCE ANTENNA PRODUCT SPECIFICATION	SHEET No. 8 of 15
DOCUMENT NUMBER: PS-1461530100	CREATED / REVISED BY: Kang Cheng	CHECKED BY: Cooper Zhou	APPROVED BY: Stary Song

6.2.3 PEAK GAIN AT 5.25-5.35GHZ BAND



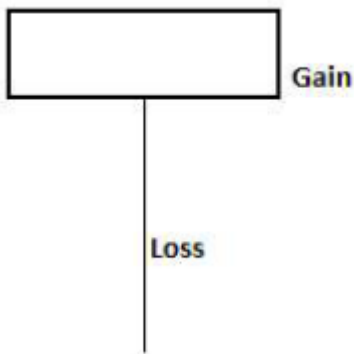
Length	Gain (dBi)	Loss (dB)	Total (dBi)
50mm	3.25	0.275	2.975
100mm	3.25	0.55	2.7
150mm	3.25	0.825	2.425
200mm	3.25	1.1	2.15
250mm	3.25	1.375	1.875
300mm	3.25	1.65	1.6

6.2.4 PEAK GAIN AT 5.47-5.725GHZ BAND



Length	Gain (dBi)	Loss (dB)	Total (dBi)
50mm	4.55	0.275	4.275
100mm	4.55	0.55	4.0
150mm	4.55	0.825	3.725
200mm	4.55	1.1	3.45
250mm	4.55	1.375	3.175
300mm	4.55	1.65	2.9

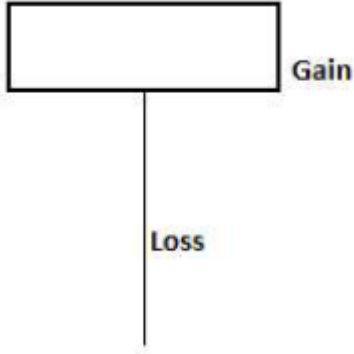
6.2.5 PEAK GAIN AT 5.725-5.85GHZ BAND



Length	Gain (dBi)	Loss (dB)	Total (dBi)
50mm	4.05	0.275	3.775
100mm	4.05	0.55	3.5
150mm	4.05	0.825	3.225
200mm	4.05	1.1	2.95
250mm	4.05	1.375	2.675
300mm	4.05	1.65	2.4

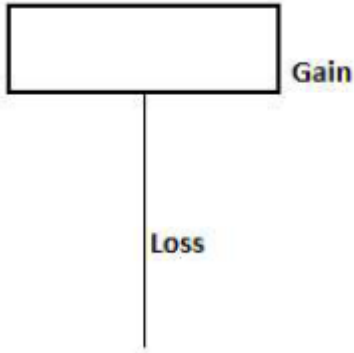
REVISION: F4	ECR/ECN INFORMATION: EC No: 676655 DATE: 2023/06/26	TITLE: WIFI 6E CABLE FLEX BALANCE ANTENNA PRODUCT SPECIFICATION	SHEET No. 9 of 15
DOCUMENT NUMBER: PS-1461530100	CREATED / REVISED BY: Kang Cheng	CHECKED BY: Cooper Zhou	APPROVED BY: Stary Song

6.2.6 PEAK GAIN AT 5.85-5.925 GHZ BAND



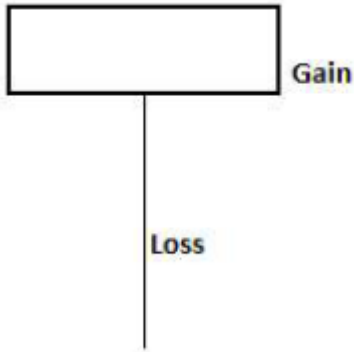
Length	Gain (dBi)	Loss (dB)	Total (dBi)
50mm	5.15	0.275	4.875
100mm	5.15	0.55	4.6
150mm	5.15	0.825	4.325
200mm	5.15	1.1	4.05
250mm	5.15	1.375	3.775
300mm	5.15	1.65	3.5

6.2.7 PEAK GAIN AT 5.925-6.425GHZ BAND



Length	Gain (dBi)	Loss (dB)	Total (dBi)
50mm	5.35	0.325	5.025
100mm	5.35	0.65	4.7
150mm	5.35	0.975	4.375
200mm	5.35	1.3	4.05
250mm	5.35	1.625	3.725
300mm	5.35	1.95	3.4

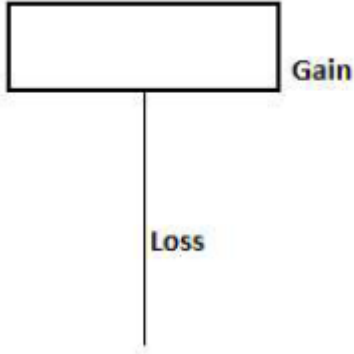
6.2.8 PEAK GAIN AT 6.425-6.525GHZ BAND



Length	Gain (dBi)	Loss (dB)	Total (dBi)
50mm	5.55	0.325	5.225
100mm	5.55	0.65	4.9
150mm	5.55	0.975	4.575
200mm	5.55	1.3	4.25
250mm	5.55	1.625	3.925
300mm	5.55	1.95	3.6

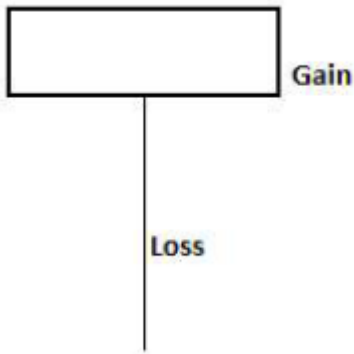
REVISION: F4	ECR/ECN INFORMATION: EC No: 676655 DATE: 2023/06/26	TITLE: WIFI 6E CABLE FLEX BALANCE ANTENNA PRODUCT SPECIFICATION	SHEET No. 10 of 15
DOCUMENT NUMBER: PS-1461530100	CREATED / REVISED BY: Kang Cheng	CHECKED BY: Cooper Zhou	APPROVED BY: Stary Song

6.2.9 PEAK GAIN AT 6.525-6.875GHZ BAND



Length	Gain (dBi)	Loss (dB)	Total (dBi)
50mm	5.75	0.325	5.425
100mm	5.75	0.65	5.1
150mm	5.75	0.975	4.775
200mm	5.75	1.3	4.45
250mm	5.75	1.625	4.125
300mm	5.75	1.95	3.8

6.2.10 PEAK GAIN AT 6.875-7.125GHZ BAND



Length	Gain (dBi)	Loss (dB)	Total (dBi)
50mm	6.15	0.325	5.825
100mm	6.15	0.65	5.5
150mm	6.15	0.975	5.175
200mm	6.15	1.3	4.85
250mm	6.15	1.625	4.525
300mm	6.15	1.95	4.2

REVISION: F4	ECR/ECN INFORMATION: EC No: 676655 DATE: 2023/06/26	TITLE: WIFI 6E CABLE FLEX BALANCE ANTENNA PRODUCT SPECIFICATION	SHEET No. 11 of 15
DOCUMENT NUMBER: PS-1461530100	CREATED / REVISED BY: Kang Cheng	CHECKED BY: Cooper Zhou	APPROVED BY: Stary Song



PRODUCT SPECIFICATION

7.0 MECHANICAL SPECIFICATION

All measurements in this document are done with the part no.1461530100 for different cable length.

DESCRIPTION	TEST CONDITION	TEST RESULT
Pull Test	1. Test machine: Max intelligent load tester 2. Stick the flex antenna on a plastic board, pull cable in axial direction.	Pull force >8N
Un-mating force (connector)	Solder the receptacle connector to the test board, then place the board and plug on push-on/pull-off machine, and repeat mating and un-mating 30 cycles at a speed 25 ± 3 mm/min. along the mating axis.	Un-mating force : 0.5 kgf min

REVISION: F4	ECR/ECN INFORMATION: EC No: 676655 DATE: 2023/06/26	TITLE: WIFI 6E CABLE FLEX BALANCE ANTENNA PRODUCT SPECIFICATION	SHEET No. 12 of 15
DOCUMENT NUMBER: PS-1461530100	CREATED / REVISED BY: Kang Cheng	CHECKED BY: Cooper Zhou	APPROVED BY: Stary Song



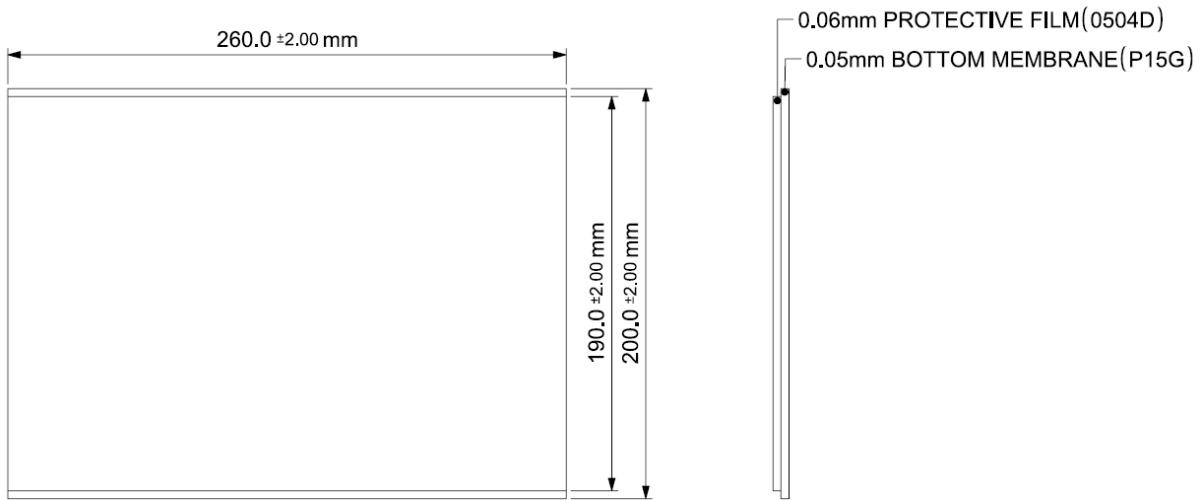
PRODUCT SPECIFICATION

8.0 ENVIRONMENTAL SPECIFICATION

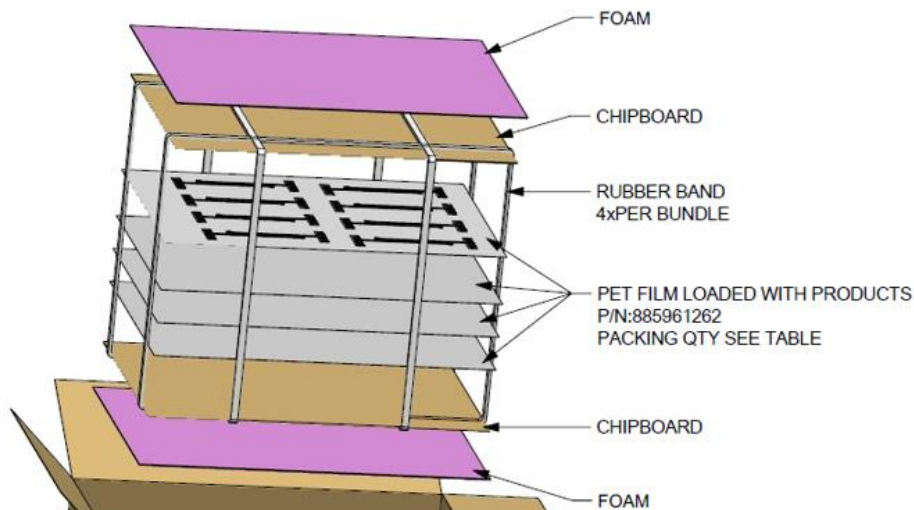
DESCRIPTION	SPECIFICATION
Temperature /Humidity cycling	<ol style="list-style-type: none"> 1.The device under test is kept for 30 mins in an environment with a temperature of -40 °C. 2. Kept for 4 Hours in an environment with a temperature of 85 °C. 3. Kept for 2 Hours in an environment with a temperature of 125 °C. 4. The cycle is repeated until a total of 40 cycles have been completed. Hereafter the conditions are stabilized at room temperature. Transfer temperature 8°C per min. 5. Parts should meet RF spec before and after test. 6. No cosmetic problem (No soldering problem; No adhesion problem of glue.)
Temperature Shock	<ol style="list-style-type: none"> 1.The device under test at -40 °C-125 °C by 100 cycles, Dwell of 30 mins, transition time between Dwell 30 secs (~ 61 mins / cycle) and each item should be measured after exposing them in normal temperature and humidity for 24 h. 2. Parts should meet RF spec before and after test. 3. No cosmetic problem (No soldering problem; No adhesion problem of glue) .
High Temperature	<ol style="list-style-type: none"> 1.Temperature:125°C, time:1008 hours. 2.There is no substantial obstruction to air flow across and around the samples, and the samples are not touching each other. 3. Parts should meet RF spec before and after test. 4. No cosmetic problem (No soldering problem; No adhesion problem of glue) .
Salt mist test	<ol style="list-style-type: none"> 1. The device under test is exposed to a spray of a 5% (by volume) resolution of NACL in water for 2 hours. Thereafter the device under test is left for 1 week in room temperature at a relative humidity of 95%. The cycle is repeated until a total of 2 cycles have been completed. Here after the conditions are stabilized at room temperature. 2. Parts should meet RF spec before and after test. 3. No visible corrosion. Discoloration accept.

REVISION: F4	ECR/ECN INFORMATION: EC No: 676655 DATE: 2023/06/26	TITLE: WIFI 6E CABLE FLEX BALANCE ANTENNA PRODUCT SPECIFICATION	SHEET No. 13 of 15
DOCUMENT NUMBER: PS-1461530100	CREATED / REVISED BY: Kang Cheng	CHECKED BY: Cooper Zhou	APPROVED BY: Stary Song

9.0 PACKING



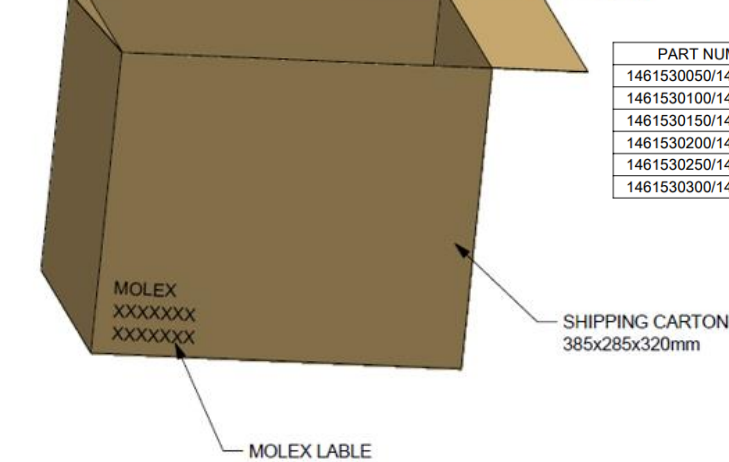
PET FILM



PART NUMBER	PCS/FILM	FILM/BUNDLE	BUNDLE/CARTON	QTY/CARTON
1461530050/1461531050	32	40	4	5120PCS
1461530100/1461531100	16	40	5	3200PCS
1461530150/1461531150	12	40	5	2400PCS
1461530200/1461531200	12	40	5	2400PCS
1461530250/1461531250	8	40	5	1600PCS
1461530300/1461531300	8	40	5	1600PCS

NOTES:

- 1.PRODUCTS MUST BE PACKED IN CARTONS AND SEALED UP WITH TAPE.
- 2.STICK LABEL WITH PART NUMBER AND DATE CODE
- 3.STANDARD PACKAGING QUANTITY:SEE TABLE
- 4.THIS PACKAGING SPECIFICATION TO BE USED FOR "2.4/5GHz BALANCE FLEX ANTENNA".
5. WHEN TAKING PRODUCT FROM PET FILM, PLEASE REMOVE THE COVER TAPE FIRST, THEN PICK UP THE PART FROM FLEX NOT THE CABLE, TO AVOID SOLDER JOINT DAMAGE.



PACKAGING INFORMATION FOR 146153 Series

REVISION: F4	ECR/ECN INFORMATION: EC No: 676655 DATE: 2023/06/26	TITLE: WIFI 6E CABLE FLEX BALANCE ANTENNA PRODUCT SPECIFICATION	SHEET No. 14 of 15
DOCUMENT NUMBER: PS-1461530100	CREATED / REVISED BY: Kang Cheng	CHECKED BY: Cooper Zhou	APPROVED BY: Stary Song



PRODUCT SPECIFICATION

10.0 CHANGE HISTORY

CHANGE HISTORY		
REV	DATA	DESCRIPTION
F2	2022/12/19	Add Part 6.2: Peak Gain information
F3	2023/05/22	Refine Peak Gain information in Part 6.2
F4	2023/06/26	1. Modify the cable loss of 5-6GHz in Pat 6.2 2. Modify Peak Gain of Part 6.2.2-Part 6.2.6

REVISION: F4	ECR/ECN INFORMATION: EC No: 676655 DATE: 2023/06/26	TITLE: WIFI 6E CABLE FLEX BALANCE ANTENNA PRODUCT SPECIFICATION	SHEET No. 15 of 15
DOCUMENT NUMBER: PS-1461530100		CREATED / REVISED BY: Kang Cheng	CHECKED BY: Cooper Zhou
		APPROVED BY: Stary Song	