

## Attachment


### ➤ Test Setup Photograph

#### <Conducted Emission>

Test Mode: Mode 1: Non-BF Transmit\_Power by Adapter  
Description: Front View of Conducted Emission Test Setup




Description: Back View of Conducted Emission Test Setup



Test Mode: Mode 2: Non-BF Transmit Power by POE  
Description: Front View of Conducted Emission Test Setup




Description: Back View of Conducted Emission Test Setup




**< Radiated Emission >**

Test Mode: Mode 1: Non-BF Transmit\_ Power by Adapter


Description: Front View of Radiated Emission Test Setup(Bilog)



Description: Back View of Radiated Emission Test Setup(Bilog)



Test Mode: Mode 2: Non-BF Transmit\_ Power by POE  
Description: Front View of Radiated Emission Test Setup(Bilog)



Description: Back View of Radiated Emission Test Setup(Bilog)



Test Mode: Mode 1: Non-BF Transmit\_ Power by Adapter  
Description: Front View of Radiated Emission Test Setup (Horn)



Description: Back View of Radiated Emission Test Setup (Horn)

