

*FIGURE 1*  
*ENERGY SAVING LAMP (M/N: JLS SENSOR 15W)*  
*COVER REMOVED*



FIGURE 2  
ENERGY SAVING LAMP (M/N: JLS SENSOR 15W)  
MAIN BOARD (COMPONENT SIDE)





FIGURE 3  
ENERGY SAVING LAMP (M/N: JLS SENSOR 15W)  
MAIN BOARD (SOLDERED SIDE)




*FIGURE 4*  
*ENERGY SAVING LAMP (M/N: JLS SENSOR 20W)*  
*COVER REMOVED*






*FIGURE 5*  
*ENERGY SAVING LAMP (M/N: JLS SENSOR 20W)*  
*MAIN BOARD (COMPONENT SIDE)*



*FIGURE 6*  
*ENERGY SAVING LAMP (M/N: JLS SENSOR 20W)*  
*MAIN BOARD (SOLDERED SIDE)*



*FIGURE 7*  
*ENERGY SAVING LAMP (M/N: JLS SENSOR 23W)*  
*COVER REMOVED*





FIGURE 8  
ENERGY SAVING LAMP (M/N: JLS SENSOR 23W)  
MAIN BOARD (COMPONENT SIDE)





FIGURE 9  
ENERGY SAVING LAMP (M/N: JLS SENSOR 23W)  
MAIN BOARD (SOLDERED SIDE)



*FIGURE 10*  
*ENERGY SAVING LAMP (M/N: JLS SENSOR 26W)*  
*COVER REMOVED*





FIGURE 11  
ENERGY SAVING LAMP (M/N: JLS SENSOR 26W)  
MAIN BOARD (COMPONENT SIDE)




FIGURE 12  
ENERGY SAVING LAMP (M/N: JLS SENSOR 26W)  
MAIN BOARD (SOLDERED SIDE)

