

Application for FCC Certificate
On Behalf of

Fujian Joinluck Electronic Enterprise Co., Ltd.

Electronics Energy Saving Lamp

Model No.: JLC7-18 Globe 15W
JLC7-18 A-Type 15W
JLC7-18 Tubular 15W

FCC ID: N6AFJEE0207

Prepared For : Fujian Joinluck Electronic Enterprise Co., Ltd.
Cangshan Industrial Area, Cangshan District,
Fuzhou, Fujian, China

Prepared By : Audix Technology (Shanghai) Co., Ltd.
3F 34Bldg 680 Guiping Rd,
Caohejing Hi-Tech Park,
Shanghai, China 200233

Tel : +86-21-64955500
Fax : +86-21-64955491

Report No. : ACI-F02054
Date of Test : May 13-14, 2002
Date of Report : May 23, 2002

TABLE OF CONTENTS

	Page
1 GENERAL INFORMATION.....	4
1.1 Description of Equipment Under Test.....	4
1.2 Description of Test Facility	5
1.3 Measurement Uncertainty	5
2 AC POWERLINE CONDUCTED EMISSION TEST	6
2.1 Test Equipment.....	6
2.2 Block Diagram of Test Setup	6
2.3 Conducted Emission Limits	6
2.4 Test Configuration.....	7
2.5 Operating Condition of EUT	7
2.6 Test Procedures	7
2.7 Test Results	8
3 FIELDSTRENGTH TEST	11
3.1 Test Equipment.....	11
3.2 Block Diagram of Test Setup	11
3.3 Test Configuration.....	11
3.4 Operating Condition of EUT	11
3.5 Test Procedure.....	12
3.6 Test Result.....	12

TEST REPORT FOR FCC CERTIFICATE

Applicant : Fujian Joinluck Electronic Enterprise Co., Ltd.
Manufacturer : Fujian Joinluck Electronic Enterprise Co., Ltd.
EUT Description : Electronics Energy Saving Lamp
(A) Model No.: JLC7-18 Globe 15W
JLC7-18 A-Type 15W
JLC7-18 Tubular 15W
(B) Serial No.: E050801
E050803
E050802
(C) Power Supply: 120V/60Hz

Test Procedure Used:

*FCC RULES AND REGULATIONS PART 18 CONSUMER DEVICES (2000)
AND MP-5/1986*


The device described above is tested by Audix Technology (Shanghai) Co., Ltd. to determine the maximum emission levels emanating from the device. The maximum emission levels are compared to the FCC Part 18 RF Lighting Device limits both conducted emissions and field strength.

The test results are contained in this test report and Audix Technology (Shanghai) Co., Ltd. is assumed full responsibility for the accuracy and completeness of these measurements. Also, this report shows that the EUT to be technically compliant with the FCC official limits.

This report applies to above tested sample only. This report shall not be reproduced in part without written approval of Audix Technology (Shanghai) Co., Ltd.

This report must not be used by the applicant to claim product endorsement by NVLAP or any agency of the U.S. Government.

Date of Test : May 13-14, 2002

Prepared by : Stella Tang 5/17/02 Test Engineer : Solon Gong 29/6/02
STELLA TANG SOLON GONG
(Assistant) (Engineer)
 For and on behalf of
Audix Technology (Shanghai) Co., Ltd.
Reviewer : Byron Kwo 6/3/02 Approved Signatory : Alex Chiu 29/6/02
BYRON KWO ALEX CHIU
(Supervisor) Authorized Signatory (Manager)

1 GENERAL INFORMATION

1.1 Description of Equipment Under Test

Description : Electronics Energy Saving Lamp

Type of EUT : ☒ Production ☐ Pre-product ☐ Pro-type

Model Number : JLC7-18 Globe 15W
JLC7-18 A-Type 15W
JLC7-18 Tubular 15W

Serial Number : E050801
E050803
E050802

Applicant : Fujian Joinluck Electronic Enterprise Co., Ltd.
Cangshan Industrial Area, Cangshan District,
Fuzhou, Fujian, China

Manufacturer : Fujian Joinluck Electronic Enterprise Co., Ltd.
Cangshan Industrial Area, Cangshan District,
Fuzhou, Fujian, China

Test Model	Apparent Power (V • A)	Real Power (W)
JLC7-18 Globe 15W	27.83	13.83
JLC7-18 A-Type 15W	28.01	13.80
JLC7-18 Tubular 15W	27.49	13.55

1.2 Description of Test Facility

Site Description : Sept. 17, 1998 file on
(Semi-Anechoic Chamber) Federal Communications Commission
FCC Engineering Laboratory
7435 Oakland Mills Road
Columbia, MD 21046, USA

Name of Firm : Audix Technology (Shanghai) Co., Ltd.

Site Location : 3F 34Bldg 680 Guiping Rd,
Caohejing Hi-Tech Park,
Shanghai, China 200233

NVLAP Lab Code : 200371-0

1.3 Measurement Uncertainty

Conducted Emission Uncertainty : $U = \pm 2.66\text{dB}$

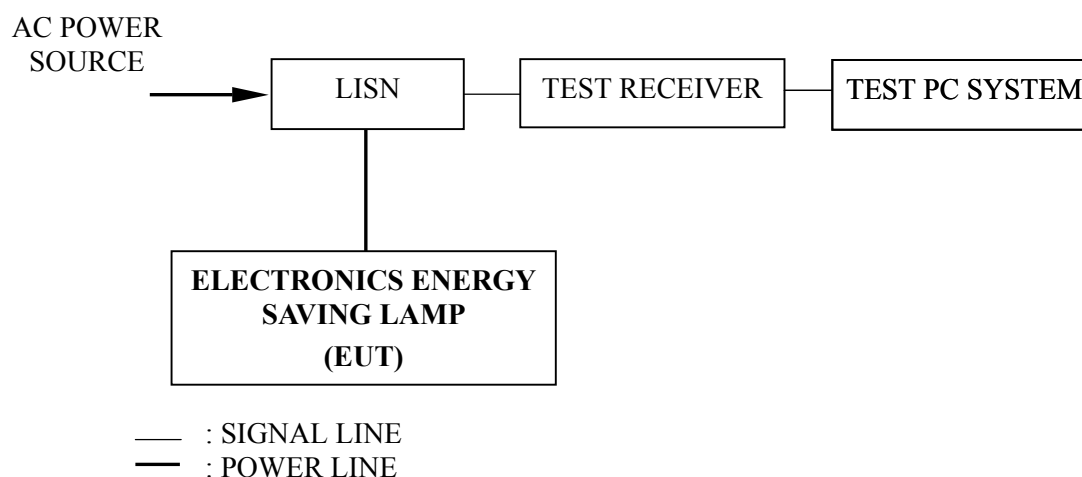
2 AC POWERLINE CONDUCTED EMISSION TEST

2.1 Test Equipment

The following test equipment are used during the powerline conducted emission test in a shielded room:

Item	Type	Manufacturer	Model No.	Serial No.	Last Cal.	Cal. Interval
1.	Test Receiver	Rohde & Schwarz	ESHS10	844077/020	Apr 25, 2002	1 Year
2.	Line Impedance Stabilization Network (LISN)	Kyoritsu	KNW-407	8-1280-5	May 09, 2002	1 Year

2.2 Block Diagram of Test Setup



2.3 Conducted Emission Limits

Frequency (MHz)	Maximum RF Line Voltage	
	(μ V)	dB(μ V)
0.45 ~ 2.51	250	48
2.51 ~ 3	3000	70
3 ~ 30	250	48
NOTE 1 – RF Line Voltage dB (μ V) = 20 log RF Line Voltage (μ V) NOTE 2 – The tighter limits shall apply at the boundary between two frequency ranges.		

2.4 Test Configuration

The EUT (listed in Sec. 1.1) was installed as shown on Sec. 2.2 to meet FCC requirement and operating in a manner which tends to maximize its emission level in a normal application.

2.5 Operating Condition of EUT

2.5.1 Setup the EUT as shown in Sec. 2.2.

2.5.2 Turn on the power of all equipment.

2.5.3 The EUT will be operated normally.

2.6 Test Procedures

The EUT was connected to the power mains through a Line Impedance Stabilization Network (LISN). This provided a 50 ohm coupling impedance for the measuring equipment.

Both sides of AC line were checked for maximum conducted interference. In order to find the maximum emission, the relative positions of equipment and all of the interface cables were changed or manipulated according to MP-5/1986 during conducted emission test.

The IF bandwidth of Test Receiver ESHS10 was set at 10 kHz.

The frequency range from 450 kHz to 30 MHz was checked.

The test mode (ON) was done on conducted test and the test results of the highest emissions are listed in Sec. 2.7.

2.7 Test Results

< PASS >

The frequency and amplitude of the highest AC powerline conducted emissions relative to the limit is reported. All emissions not reported below are too low against the prescribed limits.

EUT : Electronics Energy Saving Lamp Temperature : 21.8°C

Model No. : JLC7-18 Globe 15W Humidity : 53%

Test Mode : ON Date of Test : May 13, 2002

Test Line	Frequency (MHz)	Factor (dB)	Meter Reading dB(μV)	Emission Level dB(μV)	Limits dB(μV)	Margin (dB)
VA	0.528	0.31	33.55	33.86	48.00	14.14
	0.604	0.30	31.96	32.26	48.00	15.74
	0.667	0.29	32.88	33.17	48.00	14.83
	0.734	0.29	32.12	32.41	48.00	15.59
	0.805	0.28	31.39	31.67	48.00	16.33
	0.876	0.28	31.08	31.36	48.00	16.64
VB	0.525	0.31	34.01	34.32	48.00	13.68
	0.603	0.30	31.22	31.52	48.00	16.48
	0.664	0.29	32.62	32.91	48.00	15.09
	0.735	0.29	30.90	31.19	48.00	16.81
	0.804	0.28	30.89	31.17	48.00	16.83
	0.873	0.28	30.68	30.96	48.00	17.04
NOTE 1 – Emission Level = Meter Reading + Factor NOTE 2 – Factor = Insertion Loss + Cable Loss NOTE 3 – All reading are Quasi-Peak Values. NOTE 4 – The worst emission is detected at 0.525 MHz with corrected signal level of 34.32dB(μV) (limit is 48.00 dB(μV)), when the VB of the EUT is connected to LISN.						

TEST ENGINEER: Solon Gong
(SOLON GONG)

EUT : Electronics Energy Saving Lamp Temperature : 21.8°C

Model No. : JLC7-18 A-Type 15W Humidity : 53%

Test Mode : ON Date of Test : May 13, 2002

Test Line	Frequency (MHz)	Factor (dB)	Meter Reading dB(μV)	Emission Level dB(μV)	Limits dB(μV)	Margin (dB)
VA	0.484	0.32	37.40	37.72	48.00	10.28
	0.569	0.30	35.00	35.30	48.00	12.70
	0.666	0.29	34.00	34.29	48.00	13.71
	0.721	0.29	32.60	32.89	48.00	15.11
	0.873	0.28	31.00	31.28	48.00	16.72
	1.025	0.27	32.20	32.47	48.00	15.53
VB	0.462	0.33	33.55	33.88	48.00	14.12
	0.539	0.31	37.24	37.55	48.00	10.45
	0.607	0.30	31.86	32.16	48.00	15.84
	0.705	0.29	34.53	34.82	48.00	13.18
	0.754	0.29	34.06	34.35	48.00	13.65
	0.824	0.28	34.72	35.00	48.00	13.00
<p>NOTE 1 – Emission Level = Meter Reading + Factor</p> <p>NOTE 2 – Factor = Insertion Loss + Cable Loss</p> <p>NOTE 3 – All reading are Quasi-Peak Values.</p> <p>NOTE 4 – The worst emission is detected at 0.484 MHz with corrected signal level of 37.72dB(μV) (limit is 48.00 dB(μV)), when the VA of the EUT is connected to LISN.</p>						

TEST ENGINEER: Solon Gong
(SOLON GONG)

EUT : Electronics Energy Saving Lamp Temperature : 21.8°C

Model No. : JLC7-18 Tubular 15W Humidity : 53%

Test Mode : ON Date of Test : May 13, 2002

Test Line	Frequency (MHz)	Factor (dB)	Meter Reading dB(μV)	Emission Level dB(μV)	Limits dB(μV)	Margin (dB)
VA	0.526	0.31	37.90	37.90	48.00	9.79
	0.559	0.30	34.20	34.20	48.00	13.50
	3.966	0.27	33.80	34.07	48.00	13.93
	5.259	0.27	37.20	37.47	48.00	10.53
	5.678	0.27	38.20	38.47	48.00	9.53
	6.486	0.27	35.90	36.17	48.00	11.83
VB	0.465	0.32	38.80	39.12	48.00	8.88
	0.628	0.30	38.50	38.80	48.00	9.20
	0.921	0.27	37.10	37.37	48.00	10.63
	4.084	0.26	38.00	38.26	48.00	9.74
	4.423	0.27	38.40	38.67	48.00	9.33
	5.975	0.28	37.90	38.18	48.00	9.82
<p>NOTE 1 – Emission Level = Meter Reading + Factor</p> <p>NOTE 2 – Factor = Insertion Loss + Cable Loss</p> <p>NOTE 3 – All reading are Quasi-Peak Values.</p> <p>NOTE 4 – The worst emission is detected at 0.465 MHz with corrected signal level of 39.12dB(μV) (limit is 48.00 dB(μV)), when the VB of the EUT is connected to LISN.</p>						

TEST ENGINEER: Solon Gong
(SOLON GONG)

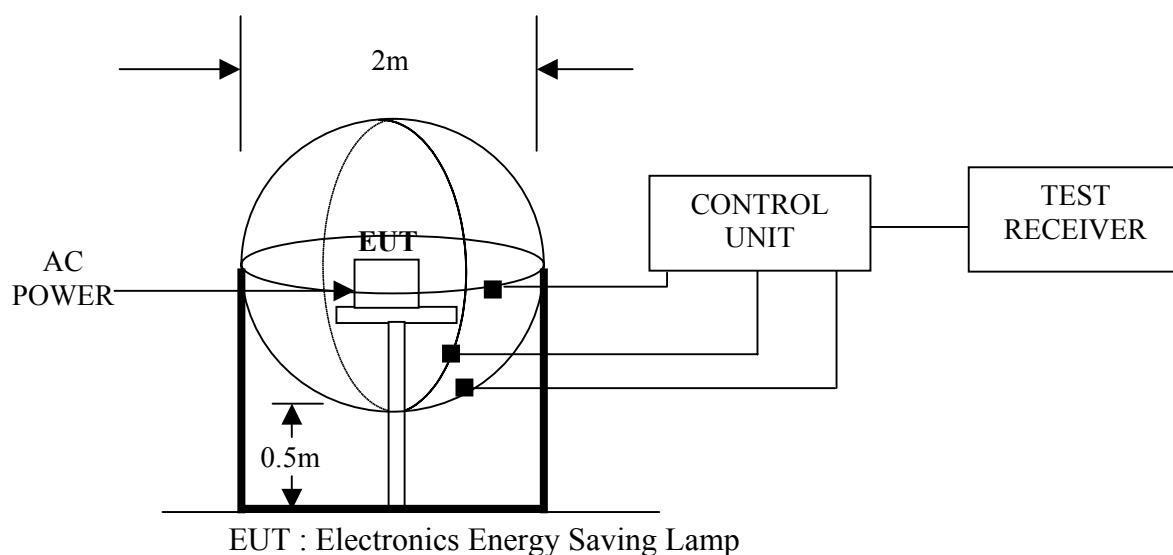
3 FIELDSTRENGTH TEST

3.1 Test Equipment

The following test equipment are used during the field strength test in a shielded room:

Item	Type	Manufacturer	Model No.	Serial No.	Last Cal.	Cal. Interval
1.	Loop Antenna	Laplace	RF300	5001	Apr 24, 2002	1/2 Year
2.	Test Receiver	Rohde & Schwarz	ESHS10	844077/020	Apr 25, 2002	1 Year

3.2 Block Diagram of Test Setup



3.3 Test Configuration

The configuration of the EUT is same as those used in conducted emission test.

Refer to Sec. 2.4.

3.4 Operating Condition of EUT

Same as conducted emission test, which is listed in Sec. 2.5, except the test setup replaced by Sec. 3.2.

3.5 Test Procedure

The EUT was placed on a wooden table, which is in the center of the loop antenna. The loop antenna is 0.5 meters above the ground. Each side had one sensor. The three sensors were through the control unit to connect the Test receiver, which receiving the emission and find out the maximum emission of each side of the loop antenna.

The IF bandwidth of R&S Test Receiver ESHS10 was set at 200 Hz from 9kHz to 150kHz and 10kHz from 150 kHz to 30 MHz.

The IF frequency range from 9 kHz to 30 MHz was checked.

The test mode (ON) was done on field strength test and all the test results are listed in Sec. 3.6.

3.6 Test Result

<PASS>

Refer to the following pages.

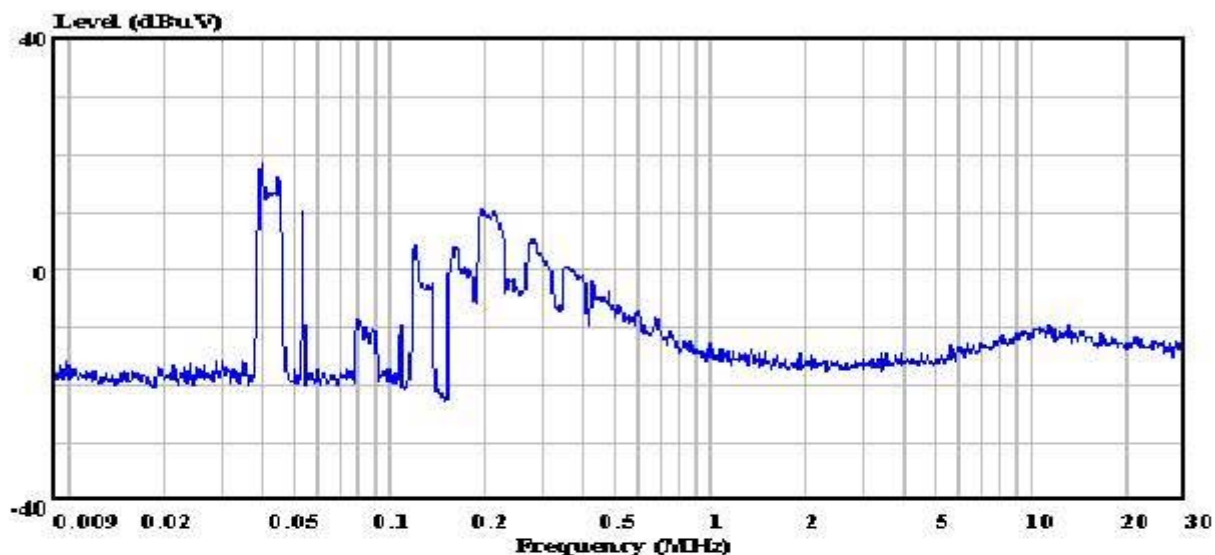


Audix Technology (Shanghai) Co., Ltd.
敦吉電子(上海)有限公司

3F #34Bldg. No.680 GuiPing Rd.,
CaoHeJing Hi-Tech Park,
Shanghai, China
Tel:+86-21-64955500
Fax:+86-21-64955491
aciemc@audix.com

Data#: 702 File#: C:\emivm\TEST\J\joinluck.emi

Date: 2002-05-14 Time: 09:11:44



Site : audix-aci Conducted Emission
Condition :
Project No. : AOE-000211
Applicant : Fujian Joinluck Electronic Enterprise
: Co.,Ltd
EUT : Electronic Energy Saving Lamp
M/N : JLC7-18 Globe 15W
S/N : E050801
Power Supply : 120V/60Hz
Ambient : 21.8'C 53%
Test Line : A
Test Mode : ON
Test Engineer:

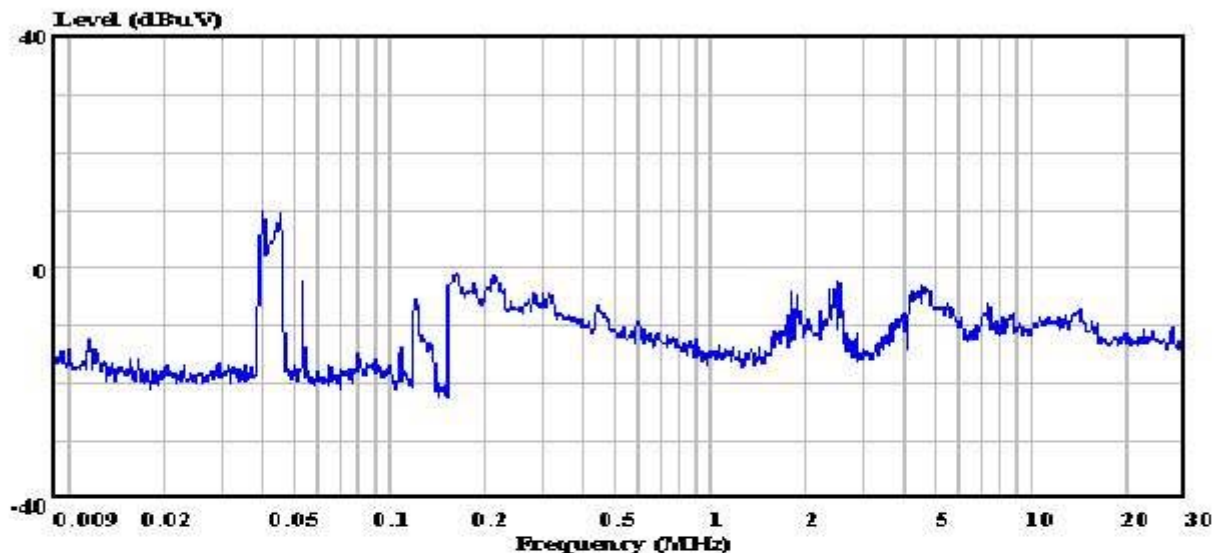


Audix Technology (Shanghai) Co., Ltd.
敦吉電子(上海)有限公司

3F #34Bldg. No.680 GuiPing Rd.,
CaoHeJing Hi-Tech Park,
Shanghai, China
Tel:+86-21-64955500
Fax:+86-21-64955491
aciemc@audix.com

Data#: 705 File#: C:\emivm\TEST\J\joinluck.emi

Date: 2002-05-14 Time: 09:16:01



Site : audix-aci Conducted Emission
Condition :
Project No. : AOE-000211
Applicant : Fujian Joinluck Electronic Enterprise
: Co.,Ltd
EUT : Electronic Energy Saving Lamp
M/N : JLC7-18 Globe 15W
S/N : E050801
Power Supply : 120V/60Hz
Ambient : 21.8'C 53%
Test Line : B
Test Mode : ON
Test Engineer:

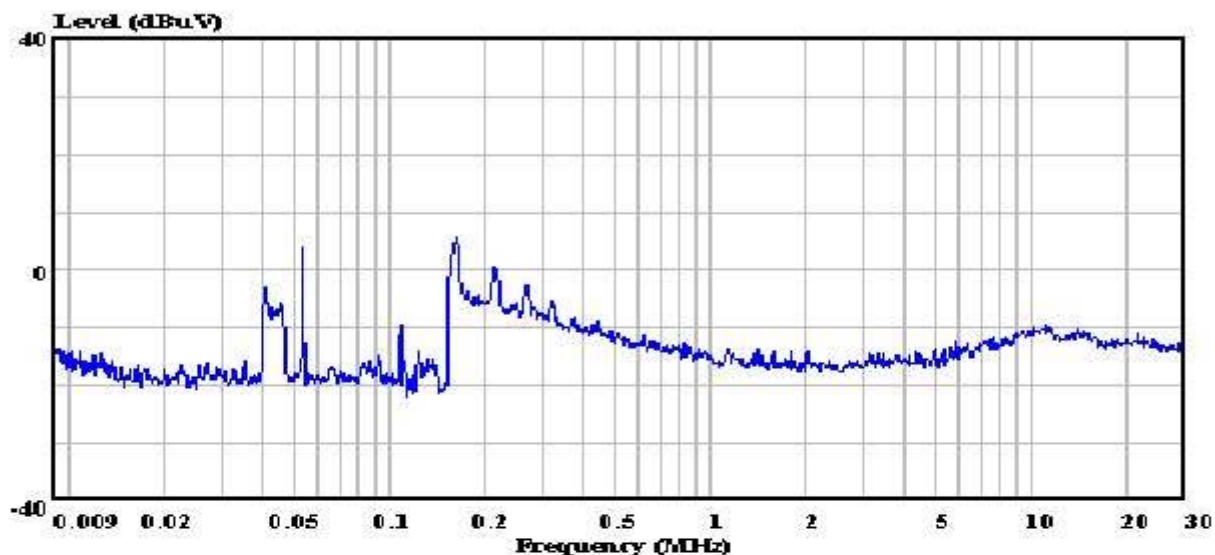


Audix Technology (Shanghai) Co., Ltd.
敦吉電子(上海)有限公司

3F #34Bldg. No.680 GuiPing Rd.,
CaoHeJing Hi-Tech Park,
Shanghai, China
Tel:+86-21-64955500
Fax:+86-21-64955491
aciemc@audix.com

Data#: 708 File#: C:\emivm\TEST\J\joinluck.emi

Date: 2002-05-14 Time: 09:20:10



Site : audix-aci Conducted Emission
Condition :
Project No. : AOE-000211
Applicant : Fujian Joinluck Electronic Enterprise
: Co.,Ltd
EUT : Electronic Energy Saving Lamp
M/N : JLC7-18 Globe 15W
S/N : E050801
Power Supply : 120V/60Hz
Ambient : 21.8'C 53%
Test Line : C
Test Mode : ON
Test Engineer:

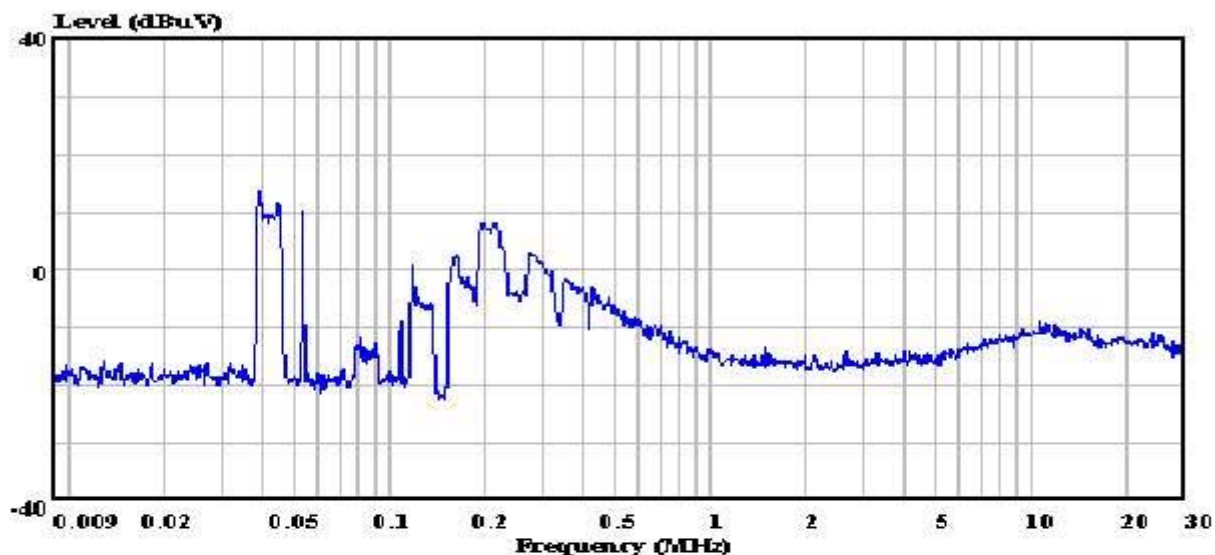


Audix Technology (Shanghai) Co., Ltd.
敦吉電子(上海)有限公司

3F #34Bldg. No.680 GuiPing Rd.,
CaoHeJing Hi-Tech Park,
Shanghai, China
Tel:+86-21-64955500
Fax:+86-21-64955491
aciemc@audix.com

Data#: 717 File#: C:\emivm\TEST\J\joinluck.emi

Date: 2002-05-14 Time: 09:52:17



Site : audix-aci Conducted Emission
Condition :
Project No. : AOE-000211
Applicant : Fujian Joinluck Electronic Enterprise
: Co.,Ltd
EUT : Electronic Energy Saving Lamp
M/N : JLC7-18 A-Type 15W
S/N : E050803
Power Supply : 120V/60Hz
Ambient : 21.8'C 53%
Test Line : A
Test Mode : ON
Test Engineer:

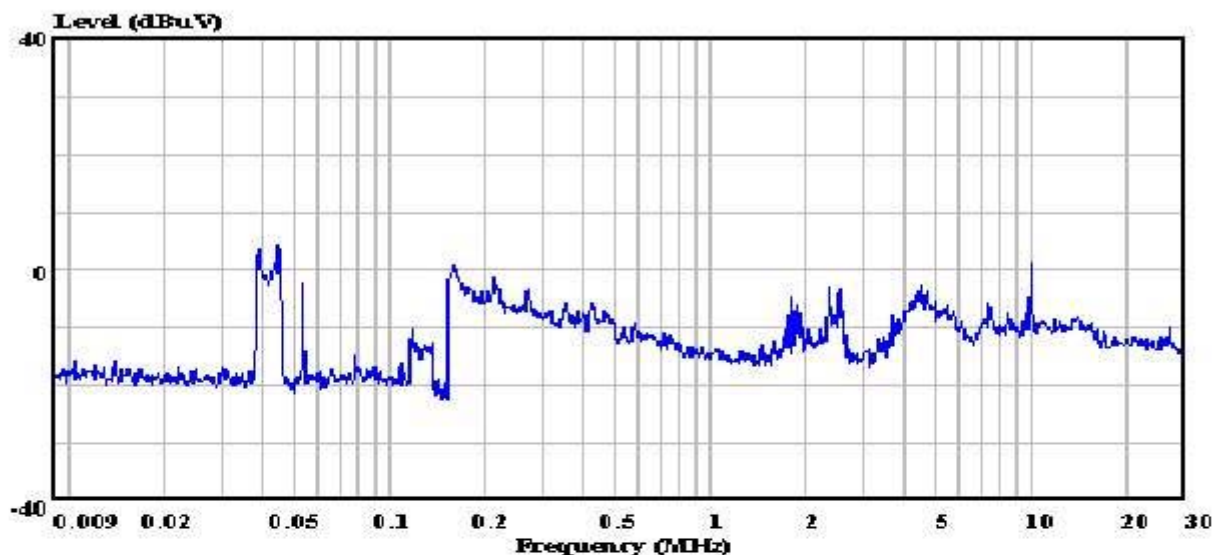


Audix Technology (Shanghai) Co., Ltd.
敦吉電子(上海)有限公司

3F #34Bldg. No.680 GuiPing Rd.,
CaoHeJing Hi-Tech Park,
Shanghai, China
Tel:+86-21-64955500
Fax:+86-21-64955491
aciemc@audix.com

Data#: 714 File#: C:\emivm\TEST\J\joinluck.emi

Date: 2002-05-14 Time: 09:50:06



Site : audix-aci Conducted Emission
Condition :
Project No. : AOE-000211
Applicant : Fujian Joinluck Electronic Enterprise
: Co.,Ltd
EUT : Electronic Energy Saving Lamp
M/N : JLC7-18 A-Type 15W
S/N : E050803
Power Supply : 120V/60Hz
Ambient : 21.8'C 53%
Test Line : B
Test Mode : ON
Test Engineer:

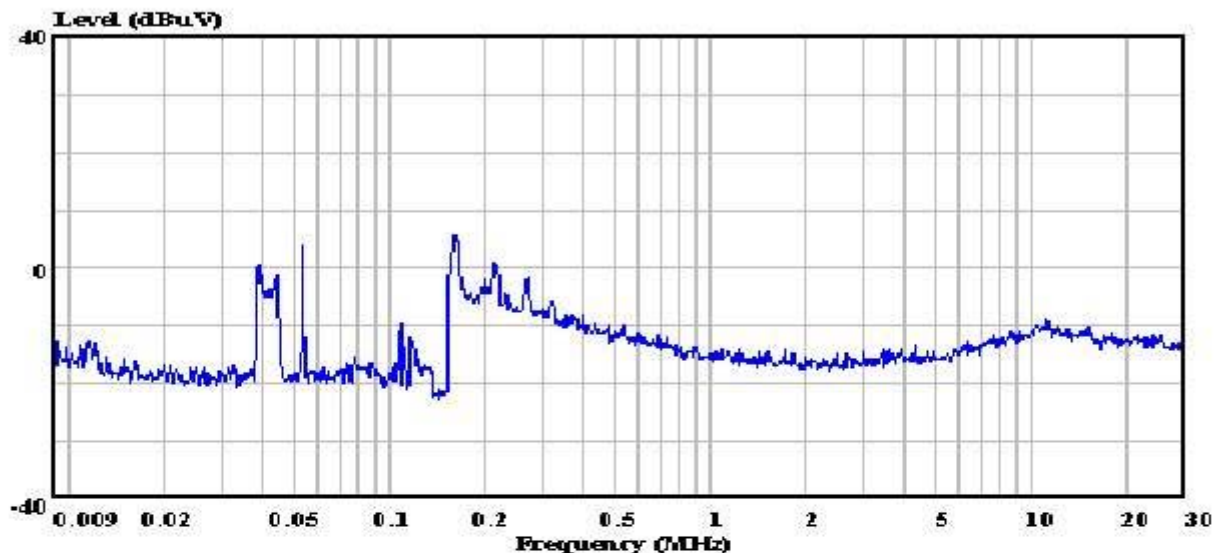


Audix Technology (Shanghai) Co., Ltd.
敦吉電子(上海)有限公司

3F #34Bldg. No.680 GuiPing Rd.,
CaoHeJing Hi-Tech Park,
Shanghai, China
Tel:+86-21-64955500
Fax:+86-21-64955491
aciemc@audix.com

Data#: 711 File#: C:\emivm\TEST\J\joinluck.emi

Date: 2002-05-14 Time: 09:43:41



Site : audix-aci Conducted Emission
Condition :
Project No. : AOE-000211
Applicant : Fujian Joinluck Electronic Enterprise
: Co.,Ltd
EUT : Electronic Energy Saving Lamp
M/N : JLC7-18 A-Type 15W
S/N : E050803
Power Supply : 120V/60Hz
Ambient : 21.8'C 53%
Test Line : C
Test Mode : ON
Test Engineer:

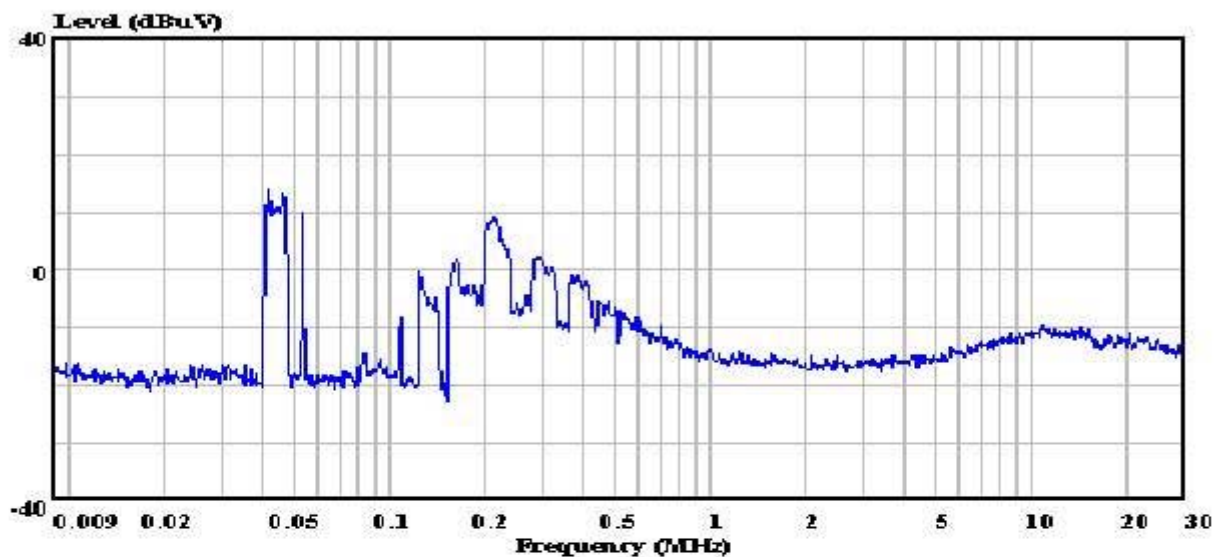


Audix Technology (Shanghai) Co., Ltd.
敦吉電子(上海)有限公司

3F #34Bldg. No.680 GuiPing Rd.,
CaoHeJing Hi-Tech Park,
Shanghai, China
Tel:+86-21-64955500
Fax:+86-21-64955491
aciemc@audix.com

Data#: 720 File#: C:\emivm\TEST\J\joinluck.emi

Date: 2002-05-14 Time: 10:12:10



Site : audix-aci Conducted Emission
Condition :
Project No. : AOE-000211
Applicant : Fujian Joinluck Electronic Enterprise
: Co.,Ltd
EUT : Electronic Energy Saving Lamp
M/N : JLC7-18 Tubular 15W
S/N : E050802
Power Supply : 120V/60Hz
Ambient : 21.8'C 53%
Test Line : A
Test Mode : ON
Test Engineer:

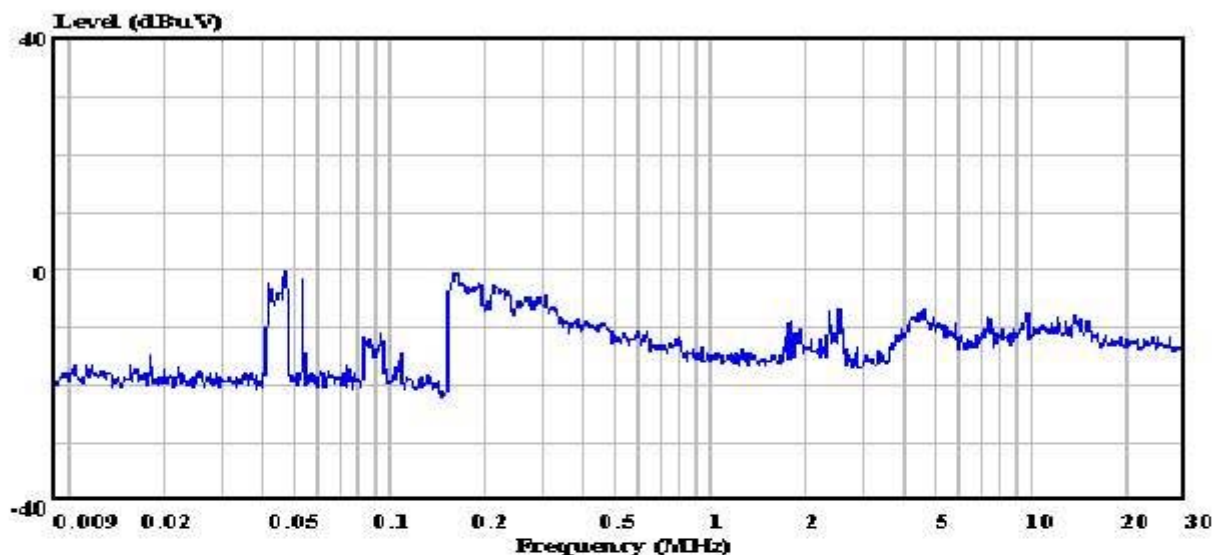


Audix Technology (Shanghai) Co., Ltd.
敦吉電子(上海)有限公司

3F #34Bldg. No.680 GuiPing Rd.,
CaoHeJing Hi-Tech Park,
Shanghai, China
Tel:+86-21-64955500
Fax:+86-21-64955491
aciemc@audix.com

Data#: 723 File#: C:\emivm\TEST\J\joinluck.emi

Date: 2002-05-14 Time: 10:14:54



Site : audix-aci Conducted Emission
Condition :
Project No. : AOE-000211
Applicant : Fujian Joinluck Electronic Enterprise
: Co.,Ltd
EUT : Electronic Energy Saving Lamp
M/N : JLC7-18 Tubular 15W
S/N : E050802
Power Supply : 120V/60Hz
Ambient : 21.8'C 53%
Test Line : B
Test Mode : ON
Test Engineer:

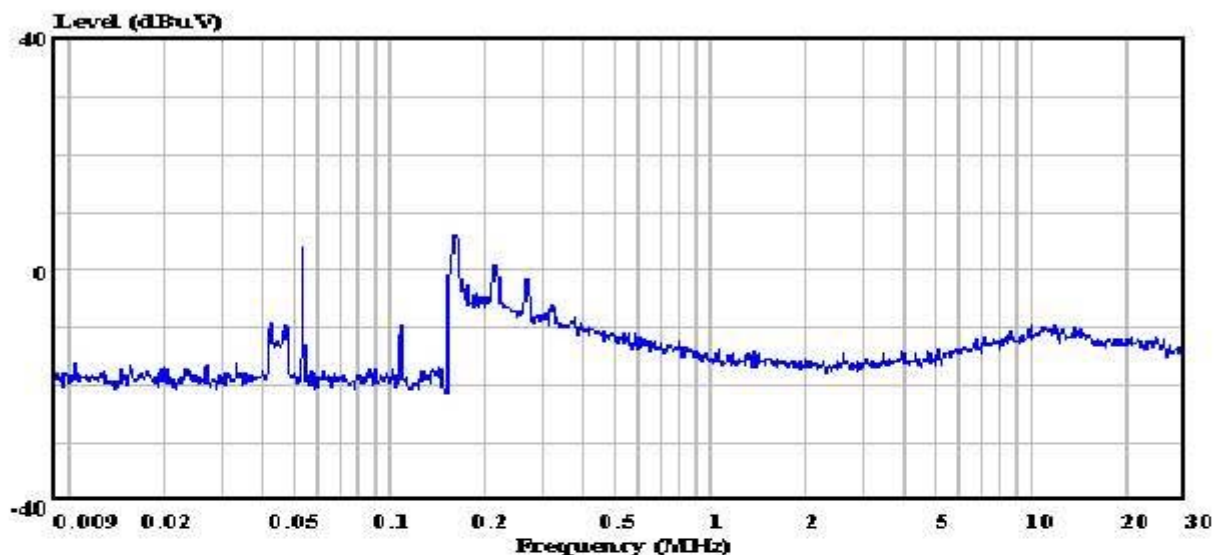


Audix Technology (Shanghai) Co., Ltd.
敦吉電子(上海)有限公司

3F #34Bldg. No.680 GuiPing Rd.,
CaoHeJing Hi-Tech Park,
Shanghai, China
Tel:+86-21-64955500
Fax:+86-21-64955491
aciemc@audix.com

Data#: 726 File#: C:\emivm\TEST\J\joinluck.emi

Date: 2002-05-14 Time: 10:17:32



Site : audix-aci Conducted Emission
Condition :
Project No. : AOE-000211
Applicant : Fujian Joinluck Electronic Enterprise
: Co.,Ltd
EUT : Electronic Energy Saving Lamp
M/N : JLC7-18 Tubular 15W
S/N : E050802
Power Supply : 120V/60Hz
Ambient : 21.8'C 53%
Test Line : C
Test Mode : ON
Test Engineer: