

FIGURE 1
E.S.L (M/N: JLS Mini 26W)
COVER REMOVED




FIGURE 2
E.S.L (M/N: JLS Mini 26W)
MAIN BOARD (COMPONENT SIDE)



FIGURE 3
E.S.L (M/N: JLS Mini 26W)
MAIN BOARD (SOLDERED SIDE)



FIGURE 4
E.S.L (M/N: JLS Mini 23W)
COVER REMOVED




FIGURE 5
E.S.L (M/N: JLS Mini 23W)
MAIN BOARD (COMPONENT SIDE)



FIGURE 6
E.S.L (M/N: JLS Mini 23W)
MAIN BOARD (SOLDERED SIDE)



FIGURE 7
E.S.L (M/N: JLS Mini 18W)
COVER REMOVED



Figure 8

E.S.L (M/N: JLS Mini 18W)
MAIN BOARD (COMPONENT SIDE)




FIGURE 9

E.S.L (M/N: JLS Mini 18W)
MAIN BOARD (SOLDERED SIDE)

