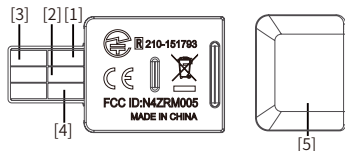


## 产品介绍 Introduction

FS-RM005 是一款搭配 NB4/NB4 Pro 使用的高频头，采用 Mini-Z FHSS 系统，可以适配 Kyosho Mini-Z RWD、AWD、4X4、FWD 和 Buggy 等多种车型。

FS-RM005 is a module used with NB4/NB4 Pro. It adopts Mini-Z FHSS system and can be adapted to Kyosho Mini-Z RWD, AWD, 4X4, FWD and Buggy etc.

## 概览 Overview



- [1] 数据口 1
- [2] 数据口 2
- [3] 电源接口 VCC
- [4] 电源接口 GND
- [5] 保护盖

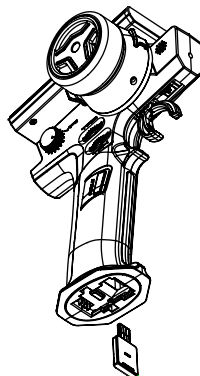
- [1] Data port 1
- [2] Data port 2
- [3] Power port VCC
- [4] Power port GND
- [5] Protection cover

## 产品规格 Product specification

- 产品名称: FS-RM005
- 适配机型: NB4, NB4 Pro
- 无线频率: 2.4G ISM
- 发射功率: <20dBm (EU)
- 无线协议: Mini-Z (FHSS)
- 输入电源: 3.3±0.1V
- 天线类型: 内置单天线
- 在线更新: 有
- 温度范围: -10°C—+60°C
- 湿度范围: 20%-95%
- 外形尺寸: 34\*18\*5.2mm (不含保护盖)
- 机身重量: 2.3g
- 安规认证: CE, MIC, FCC ID: N4ZRM005
- Model Name: FS-RM005
- Adaptive transmitter: NB4, NB4 Pro
- RF: 2.4G ISM
- RF Power: <20dBm (EU)
- 2.4GHz Protocol: Mini-Z (FHSS)
- Input Power: 3.3±0.1V
- Antenna: Built-in Single Antenna
- Online Update: Yes
- Temperature Range: -10°C—+60°C
- Humidity Limit: 20%-95%
- Dimensions: 34\*18\*5.2mm (Without protective cover)
- Weight: 2.3g
- Certification: CE, MIC, FCC ID: N4ZRM005

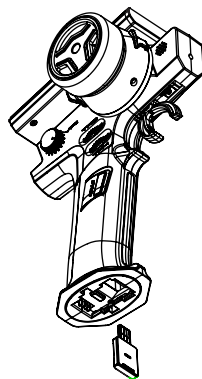
## 安装及对码 Installing and Binding

1. 取下 NB4/NB4 Pro 的底座，将高频头正确安装入发射机手柄处，点击【模型设置】，选择高频设置为 Mini-Z (FHSS)；
2. 按住接收机对码键的同时给接收机上电，此时接收机 LED 灯快闪；
3. 点击【接收机设置】，选择对码设置，待接收机慢闪后，发射机端退出对码状态，接收机指示灯常亮表示对码成功；
4. 检查发射机、接收机、模型是否正常工作。如需重新对码，请重复步骤 2-3。



### 安装及对码 **Installing and Binding**

1. Remove the base of the NB4/NB4 Pro, correctly install the module into the transmitter handle, click [Model], select the radio frequency setup as Mini-Z (FHSS);
2. Power on the receiver while pressing the receiver's bind button, and the receiver's LED light flashes quickly;
3. Click [Rx SET] and select the Bind Set. After the receiver flashes slowly, the transmitter will exit the code matching state, and the receiver indicator will always be on to indicate successful code matching;
4. Check whether the transmitter, receiver, and model work normally. If you need to bind again, please repeat the steps 2-3.



### 失控保护 **Failsafe**

此功能用于当接收机无法正常收到发射机的信号不受控制时，保护模型和操作人员的安全。

- 该高频头配用的接收机为单向模式，不能为其设置失控保护值，模型进入失控状态后无输出。

This function is used to protect the safety of the model and the operator when the receiver cannot normally receive the signal from the transmitter and is out of control.

- The receiver equipped with the module is in one-way mode, and the out-of-control protection value cannot be set for it, and there is no output after the model enters the out-of-control state.

### 兼容性 **Compatibility**

- 该高频头兼容 NB4、NB4 Pro 等发射机；
- 该高频头可以适配 Kyosho FHSS Mini-Z RWD、AWD、4X4、FWD 和 Buggy 等多种车型。
- The FS-RM005 module is compatible with NB4、NB4 Pro etc;
- The FS-RM005 module is compatible with Kyosho FHSS Mini-Z RWD、AWD、4X4、FWD and Buggy.etc.

#### ► 注意事项:

- 使用前必须确保本产品安装在遥控器上的时候插到底，避免因安装不当影响正常使用。
- 准备过程中，请勿连接接收机电源，避免造成不必要的损失。
- 当遥控距离持续较远时，有发生失控的可能，请适当缩短遥控的距离。

#### ► Attention:

- Before use, you must ensure that the product is inserted to the end when it is installed on the transmitter to avoid improper installation that affects normal use.
- Do not power on the receiver during the setup process to prevent loss of control.
- Make sure to remain within range to prevent loss of control.

**认证相关 Certification****FCC Compliance Statement**

This device complies with Part 15 of the FCC Rules. Operation is subject to the following two conditions: (1) this device may not cause harmful interference, and (2) this device must accept any interference received, including interference that may cause undesired operation.

Warning: changes or modifications not expressly approved by the party responsible for compliance could void the user's authority to operate the equipment.

This equipment has been tested and found to comply with the limits for a Class B digital device, pursuant to Part 15 of the FCC Rules. These limits are designed to provide reasonable protection against harmful interference in a residential installation. This equipment generates, uses and can radiate radio frequency energy and, if not installed and used in accordance with the instructions, may cause harmful interference to radio communications. However, there is no guarantee that interference will not occur in a particular installation.

If this equipment does cause harmful interference to radio or television reception, which can be determined by turning the equipment off and on, the user is encouraged to try to correct the interference by one or more of the following measures:

- Reorient or relocate the receiving antenna.

- Increase the separation between the equipment and receiver.

- Connect the equipment into an outlet on a circuit different from that to which the receiver is connected.

- Consult the dealer or an experienced radio/TV technician for help.

**EU DoC Declaration**

Hereby, [Flysky Technology co., ltd] declares that the Radio Equipment [FS-RM005] is in compliance with RED 2014/53/EU. The full text of the EU DoC is available at the following internet address: [www.flysky-cn.com](http://www.flysky-cn.com).

**RF Exposure Compliance**

This equipment complies with FCC radiation exposure limits set forth for an uncontrolled environment. This transmitter must not be co-located or operating in conjunction with any other antenna or transmitter.

**Portable device statements**

The device has been evaluated to meet general RF exposure requirement. The device can be used in portable exposure condition without restriction.

**Environmentally friendly disposal**

Old electrical appliances must not be disposed of together with the residual waste, but have to be disposed of separately. The disposal at the communal collecting point via private persons is for free. The owner of old appliances is responsible to bring the appliances to these collecting points or to similar collection points. With this little personal effort, you contribute to recycle valuable raw materials and the treatment of toxic substances.



FCC ID: N4ZRM005