




SUPPLEMENTARY TEST REPORT FROM RADIO FREQUENCY INVESTIGATION LTD.

Test Of: Basys Technology Ltd.
418MHz PAT

To: F.C.C. Part 15: 1998
Subpart C. (Intentional Radiators)
Section 15.231

Supplementary Test Report Serial No:
RFI/EMCB1/SUP38788A


This report is supplementary to
RFI Test Report No. RFI/EMCB1/RP38788A

This Supplementary Test Report Is Issued Under The Authority Of Brian Watson Technical Director: 	Checked By: 
Tested By: 	Release Version No: PDF01
Issue Date: 29 July 1999	Test Date: 19 July 1999

This supplementary test report is issued in Adobe Acrobat portable document format (PDF). It is only a valid copy of the report if it is being viewed in PDF format with the following security options not allowed: Changing the document, Selecting text and graphics, Adding or changing notes and form fields. Furthermore, the date of creation must match the issue date stated above.
This report may be copied in full.

Radio Frequency Investigation Ltd, Ewhurst Park, Ramsdell,
Basingstoke, Hampshire, RG26 5RQ, ENGLAND.
Tel: +44 (0) 1256 851193 Fax: +44 (0) 1256 851192

Registered in England, No. 211 7901.
Registered Office: Ewhurst Park, Ramsdell,
Basingstoke, Hampshire RG26 5RQ



**Test Of: Basys Technology Ltd.
418MHz PAT
To: F.C.C. Part 15: 1998
Subpart C. (Intentional Radiators)
Section 15.231**

This page has been left intentionally blank.

EMC Department

Test Of: Basys Technology Ltd.
418MHz PAT
To: F.C.C. Part 15: 1998
Subpart C. (Intentional Radiators)
Section 15.231

Table of Contents

1. Client Information	4
2. Equipment Under Test (EUT)	5
3. Summary Of Test Results	7
4. Measurements, Examinations And Derived Results	8
Appendix 1. Photographs of EUT	10

Test Of: Basys Technology Ltd.
418MHz PAT
To: F.C.C. Part 15: 1998
Subpart C. (Intentional Radiators)
Section 15.231

1. Client Information

1.1. Applicant Details

Company Name:	Basys Technology Ltd
Address:	Mumby Road Gosport Hampshire PO12 1AF
Contact Name:	Mr S Grant

EMC Department

Test Of: Basys Technology Ltd.
418MHz PAT
To: F.C.C. Part 15: 1998
Subpart C. (Intentional Radiators)
Section 15.231

2. Equipment Under Test (EUT)

The following information (with the exception of the Date of Receipt) has been supplied by the client:

2.1. Identification Of Equipment Under Test (EUT)

Brand Name:	Basys Technology Ltd
Model Name or Number:	418MHz PAT (Modified unit for continuous transmit)
Unique Type Identification:	63-20-36
Serial Number:	None stated by client
Country of Manufacture:	UK
FCC ID Number:	Awaiting Certification by the FCC
Date of Receipt:	4 May 1999

2.2. Description Of EUT

The equipment under test was a radio based short to long range tagging system for the protection and monitoring of assets and the management of personnel movement.

2.3. Modifications Incorporated In EUT

Two EUT samples were supplied for test purposes. The first device was left unmodified to enable bandwidth and timing measurement tests to be performed. The second device was modified to enable a continuous transmit unmodulated carrier which would enable electric field strength measurements to be performed.

EMC Department

Test Of: Basys Technology Ltd.
418MHz PAT
To: F.C.C. Part 15: 1998
Subpart C. (Intentional Radiators)
Section 15.231

2.4. Additional Information Related To Testing

Power Supply Requirement:	Internal battery supply of 3.0 V
Intended Operating Environment:	Commercial premises
Weight:	0.071 Kg
Dimensions:	60 mm x 107 mm x 25 mm
Interface Ports:	None

2.5. Support Equipment

No support equipment was used to exercise the EUT during testing.

Test Of: Basys Technology Ltd.
418MHz PAT
To: F.C.C. Part 15: 1998
Subpart C. (Intentional Radiators)
Section 15.231

3. Summary Of Test Results

3.1. Radiated Emissions

Range Of Measurements	Specification Reference	Compliance Status
Electric Field Strength, 30 MHz to 5.0 GHz	Section 15 of C.F.R. 47: 1998 Clause 15.231	Complied

3.2. Location Of Tests

All the measurements described in this report were performed at the premises of Radio Frequency Investigation Ltd., Ewhurst Park, Ramsdell, Basingstoke, Hampshire, RG26 5RQ.

Test Of: Basys Technology Ltd.
418MHz PAT
To: F.C.C. Part 15: 1998
Subpart C. (Intentional Radiators)
Section 15.231

4. Measurements, Examinations And Derived Results

4.1. General Comments

4.1.1. This section contains test results only.

4.1.2. The measurement uncertainties stated were calculated in accordance with the requirements of UKAS Document NIS 81 with a confidence level of 95%.

4.1.3. This supplementary test report is issued as an addendum to test report RFI/EMCB1/RP38788A.

4.1.4. Additional tests were performed on the 418MHz PAT as requested by the FCC.

4.1.5. Tests for radiated emissions were performed as stated in Section 5.2 of RFI Test Report RFI/EMCB1/RP38788A.

Test Of: Basys Technology Ltd.
418MHz PAT
To: F.C.C. Part 15: 1998
Subpart C. (Intentional Radiators)
Section 15.231

4.2. Test Results For Radiated Emissions: Continuous Transmit

4.2.1. Electric Field Strength Measurements: Fundamental Frequency

4.2.1.1. The client has stated that the fundamental frequency of the EUT is 418 MHz.

4.2.1.2. Electric field strength measurements were performed with the EUT operated in both high and low power modes as stated in Section 5.2 of RFI Test Report RFI/EMCB1/RP38788A.

4.2.1.3. For high power operation, radiated emission limits stated in section 15.231 (b) were followed: Field strength limit for the fundamental is 3750 uV/m at 260 MHz rising linearly to 12500 uV/m at 470 MHz. Therefore this gives a limit at 418 MHz of 10351.4 uV/m. This level equates to 80.3 dBuV/m. This limit is specified using an Average detector at a test distance of 3m.

4.2.1.4. For low power operation, radiated emission limits stated in section 15.231 (e) were followed: Field strength limit for the fundamental is 1500 uV/m at 260 MHz rising linearly to 5000 uV/m at 470 MHz. Therefore this gives a limit at 418 MHz of 4133.4 uV/m. This level equates to 72.3 dBuV/m. This limit is specified using an Average detector at a test distance of 3m.

4.2.1.5. The following table lists frequencies at which emissions were measured using a Peak detector (results incorporate antenna factors and cable losses).

High Power

Frequency (MHz)	Ant. Pol.	Average Level (dBmV/m)	Average Limit (dBmV/m)	Margin (dB)	Result
417.994	Vert	73.8	80.3	6.5	Complied

Frequency (MHz)	Ant. Pol.	Peak Level (dBmV/m)	Peak Limit (dBmV/m)	Margin (dB)	Result
417.994	Vert	74.3	80.3	6.0	Complied

Low Power

Frequency (MHz)	Ant. Pol.	Average Level (dBmV/m)	Average Limit (dBmV/m)	Margin (dB)	Result
418.007	Vert	71.2	72.3	1.1	Complied

Frequency (MHz)	Ant. Pol.	Peak Level (dBmV/m)	Peak Limit (dBmV/m)	Margin (dB)	Result
418.007	Vert	71.7	72.3	0.6	Complied

Test Of: Basys Technology Ltd.
418MHz PAT
To: F.C.C. Part 15: 1998
Subpart C. (Intentional Radiators)
Section 15.231

Appendix 1. Photographs of EUT

This appendix contains the following photographs:


Photo Reference Number	Title
PHT\38788ETF01\001	Front, bottom and left hand side view of the EUT.
PHT\38788ETF01\002	Rear, top and right hand side view of EUT.
PHT\38788ETF01\003	View of MPT label.
PHT\38788ETF01\004	View of Identity label.
PHT\38788ETF01\005	Overall internal view of EUT.
PHT\38788ETF01\006	Internal view of EUT displaying bottom of case.
PHT\38788ETF01\007	Top view of PCB.
PHT\38788ETF01\008	Bottom view of PCB.

These pages are not included in the total number of pages for this report.

EMC Department

Test Of: Basys Technology Ltd.
418MHz PAT
To: F.C.C. Part 15: 1998
Subpart C. (Intentional Radiators)
Section 15.231


PHT\38788ETF01\001 Front, bottom and left hand side view of the EUT.



EMC Department

Test Of: Basys Technology Ltd.
418MHz PAT
To: F.C.C. Part 15: 1998
Subpart C. (Intentional Radiators)
Section 15.231

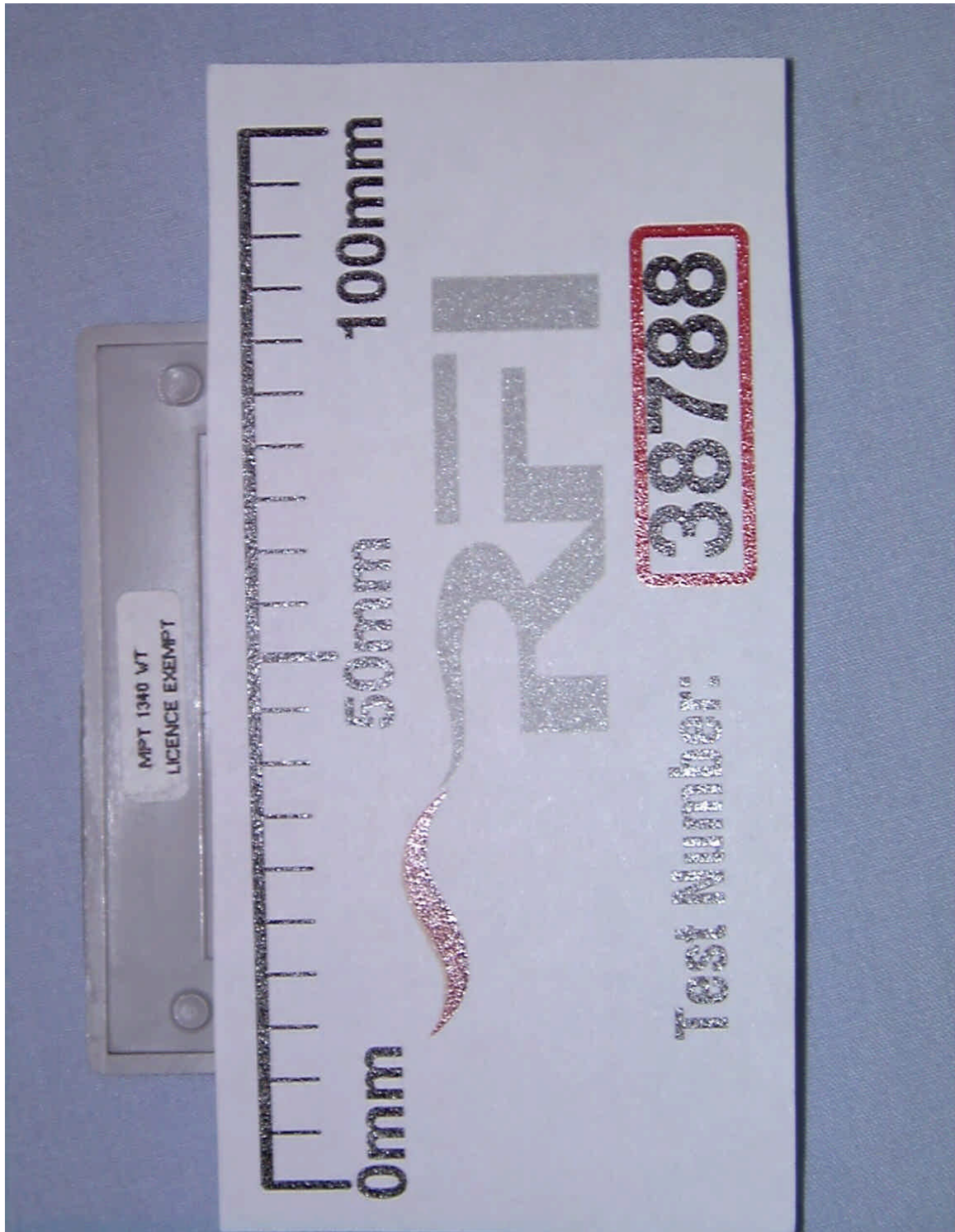
PHT\38788ETF01\002 Rear, top and right hand side view of EUT.



EMC Department

Test Of: Basys Technology Ltd.
418MHz PAT
To: F.C.C. Part 15: 1998
Subpart C. (Intentional Radiators)
Section 15.231


PHT\38788ETF01\003 View of MPT label.



EMC Department

Test Of: Basys Technology Ltd.
418MHz PAT
To: F.C.C. Part 15: 1998
Subpart C. (Intentional Radiators)
Section 15.231


PHT\38788ETF01\004 View of Identity label.



EMC Department

Test Of: Basys Technology Ltd.
418MHz PAT
To: F.C.C. Part 15: 1998
Subpart C. (Intentional Radiators)
Section 15.231


PHT\38788ETF01\005 Overall internal view of EUT.



EMC Department

Test Of: Basys Technology Ltd.
418MHz PAT
To: F.C.C. Part 15: 1998
Subpart C. (Intentional Radiators)
Section 15.231


PHT\38788ETF01\006 Internal view of EUT displaying bottom of case.



EMC Department

Test Of: Basys Technology Ltd.
418MHz PAT
To: F.C.C. Part 15: 1998
Subpart C. (Intentional Radiators)
Section 15.231

PHT\38788ETF01\007 Top view of PCB.



EMC Department

Test Of: Basys Technology Ltd.
418MHz PAT
To: F.C.C. Part 15: 1998
Subpart C. (Intentional Radiators)
Section 15.231

PHT\38788ETF01\008 Bottom view of PCB.

