

### APPENDIX 3: Photographs of test setup

#### Radiated Spurious Emission



Photo 1




Photo 2

---

**UL Japan, Inc.**

**Ise EMC Lab.**

4383-326 Asama-cho, Ise-shi, Mie-ken 516-0021 JAPAN

Telephone : +81 596 24 8999

Facsimile : +81 596 24 8124

**Worst Case Position**

Below 1 GHz (Horizontal: Z-axis/ Vertical: Y-axis)  
Above 1 GHz (Horizontal: X-axis/ Vertical: Z-axis)

**X-axis**




**Y-axis**




**Z-axis**



## Antenna Terminal Conducted Tests



**Photo 1**



**Photo 2**

**End of Report**

---

**UL Japan, Inc.**

**Ise EMC Lab.**

4383-326 Asama-cho, Ise-shi, Mie-ken 516-0021 JAPAN

Telephone : +81 596 24 8999

Facsimile : +81 596 24 8124