

INTERTEK TESTING SERVICES

The Worst Case Configuration Photographs – Mode: Transmission

Radiated Emission – Base Unit, Model: 25250RE1-C



Front View



Rear View

INTERTEK TESTING SERVICES

The Worst Case Configuration Photographs – Mode: Transmission

Radiated Emission – Base Unit, Model: 25210RE1-C



Front View




Rear View

INTERTEK TESTING SERVICES

The Worst Case Configuration Photographs – Mode: Transmission

Radiated Emission – Handset



Front View




Rear View

INTERTEK TESTING SERVICES

The Worst Case Configuration Photographs – Mode: Speakerphone (line 1 + line 2)

Conducted Emission – Model: 25250RE1-C



Front View




Right Side View

INTERTEK TESTING SERVICES

The Worst Case Configuration Photographs – Mode: Speakerphone (line 1 + line 2)

Conducted Emission – Model: 25250RE1-C




Left Side View

INTERTEK TESTING SERVICES

The Worst Case Configuration Photographs – Mode: Ring & Charge in Base

Conducted Emission – Model: 25210RE1-C



Front View




Right Side View

INTERTEK TESTING SERVICES

The Worst Case Configuration Photographs – Mode: Ring & Charge in Base

Conducted Emission – Model: 25210RE1-C



Left Side View