

# INTERTEK TESTING SERVICES

## The Worst Case Configuration Photographs – Mode: Transmission

Radiated Emission – Base Unit



Front View



Rear View

# INTERTEK TESTING SERVICES

## The Worst Case Configuration Photographs – Mode: Transmission

Radiated Emission – Base Unit



Front View



Rear View

## INTERTEK TESTING SERVICES

### The Worst Case Configuration Photographs – Mode: Transmission

Radiated Emission – Handset



Front View



Rear View

FCC ID: MZV2-5211A  
IC: 3921A-25111A  
IC: 3921A-25211A


config photos (radiated emission – handset) - 1 of 1



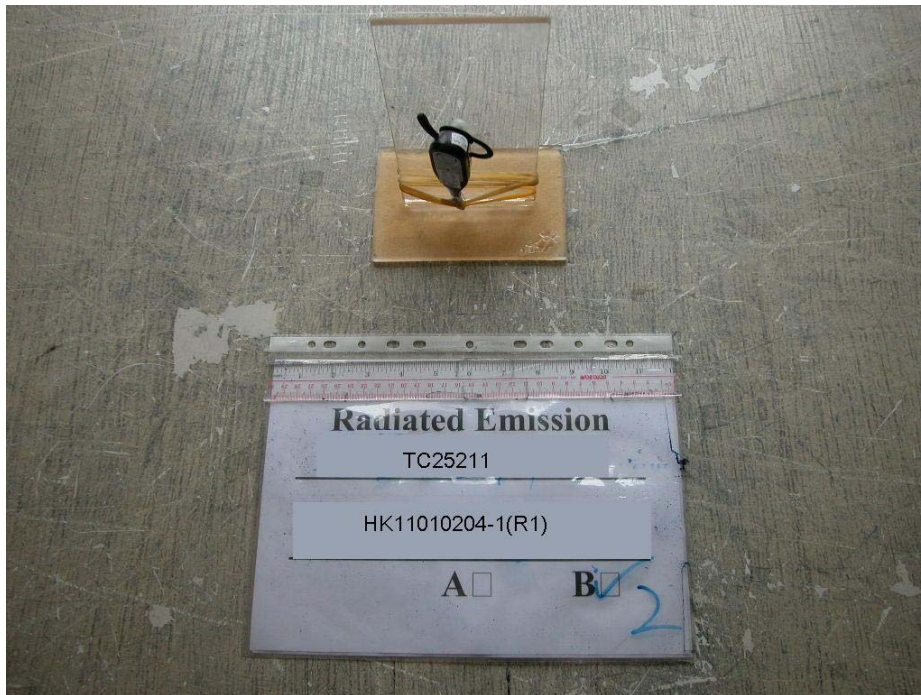
# INTERTEK TESTING SERVICES

## The Worst Case Configuration Photographs – Mode: Transmission

Radiated Emission – Headset



Front View



Rear View

# INTERTEK TESTING SERVICES

## The Worst Case Configuration Photographs – Mode: Receiving

Radiated Emission – Base Unit



Front View



Rear View



## INTERTEK TESTING SERVICES

### The Worst Case Configuration Photographs – Mode: Receiving

Radiated Emission – Base Unit



Front View



Rear View

## INTERTEK TESTING SERVICES

### The Worst Case Configuration Photographs – Mode: Receiving

Radiated Emission – Handset



Front View



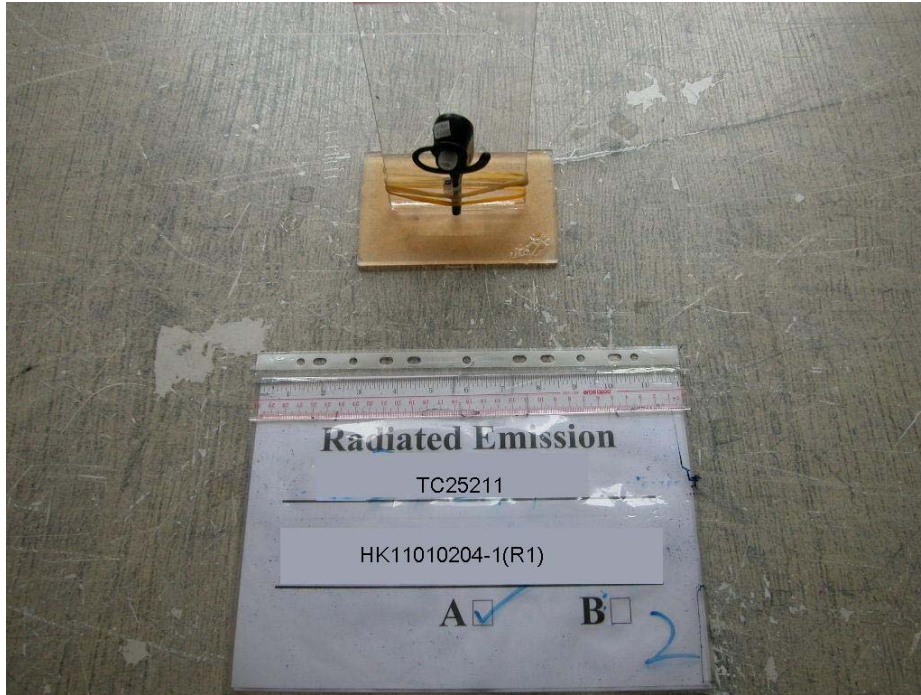
Rear View



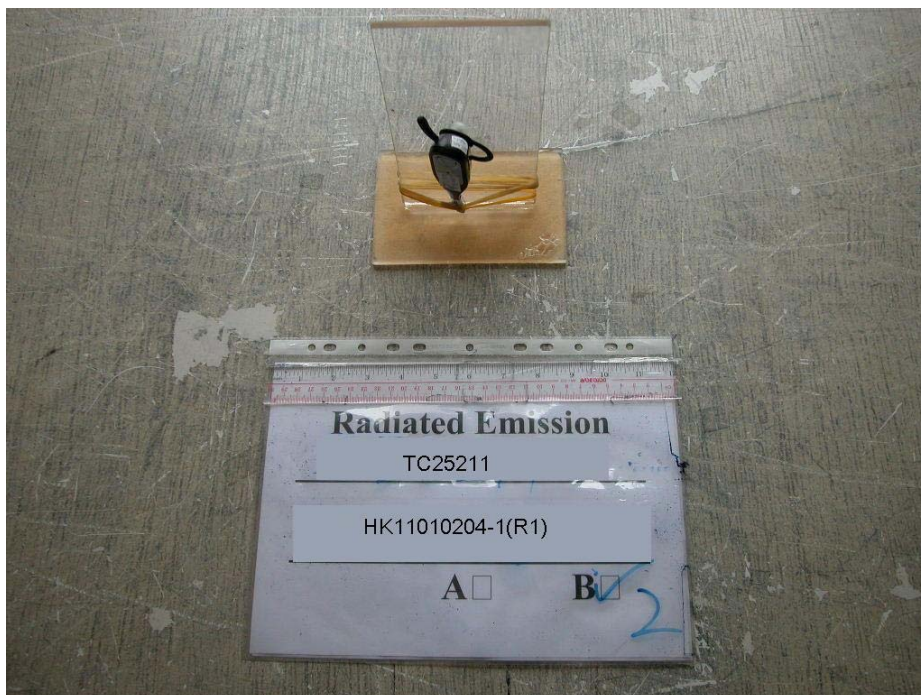
# INTERTEK TESTING SERVICES

## The Worst Case Configuration Photographs – Mode: Receiving

Radiated Emission – Headset



Front View



Rear View



## INTERTEK TESTING SERVICES

### The Worst Case Configuration Photographs – Mode: Ringing

Conducted Emission – Model: TC25211



Front View



Right Side View

FCC ID: MZV2-5211A  
FCC ID: MZV2-5211AD  
IC: 3921A-25211A

config photos (conducted emission) - 1 of 2


## INTERTEK TESTING SERVICES

---

### The Worst Case Configuration Photographs – Mode: Ringing

---

Conducted Emission – Model: TC25211




Left Side View



## INTERTEK TESTING SERVICES

### The Worst Case Configuration Photographs – Mode: Ringing

Conducted Emission – Model: TC25111



Front View



Right Side View


## INTERTEK TESTING SERVICES

---

### The Worst Case Configuration Photographs – Mode: Ringing

---

Conducted Emission – Model: TC25111



Left Side View