


DUT Radio Alone Configuration



DUT Indoor 500 mW Amplifier
Configuration



DUT Outdoor 500 mW Amplifier Configuration



DUT Indoor 250 mW Amplifier Configuration



DUT Outdoor 250 mW Amplifier Configuration




Antenna (side A)




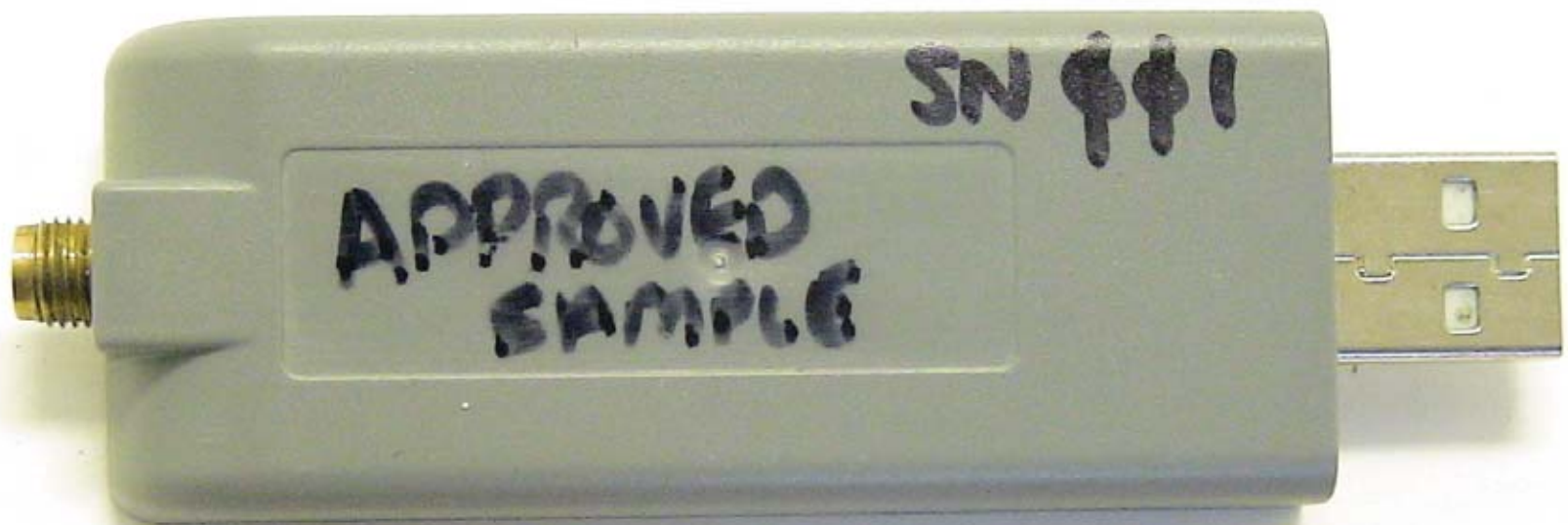
Antenna (side B)



Radio (Top)



Radio (bottom)



Indoor Amplifier (top)



Indoor Amplifier (bottom)



CE

Power: 9-17 VDC Max Input: 20 dBm



Model: HA2401RTGI-1000



S/N: ADKRT0701613

HyperLink Technologies

www.hyperlinktech.com

Made in the U.S.A.



Outdoor Amplifier (top)




Outdoor Amplifier (bottom)



L-com Global Connectivity
www.l-com.com
SN: ACIRT091001
Model: HA240-PTG-500
Power: 9-12 VDC Max Input: 2008m
CE
Made in USA
PULSED OPERATION ONLY
DO NOT OPERATE CW

DC Injector (top)




DC Injector (bottom)



XA-BT2406-20RTJ

SN 001



Band Pass Filter (top)



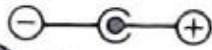
Band Pass Filter (bottom)









BPF24-406

DC Power Adapter (9 VDC, 1A)

DVE® Switching Power Adapter
MODEL: DSA-15P-12 US 090090
INPUT: 100-240V ~ 50/60Hz 0.5A
OUTPUT: +9V $\overline{=}$ 1A 

LEVEL 3 EFFICIENCY LEVEL:  115V

  **FC** I.T.E L.P.S
81GJ E135856  **LISTED** (F)

Made In China