




Appendix D. Photographs of EUT and Setup

FCC SAR Test Report

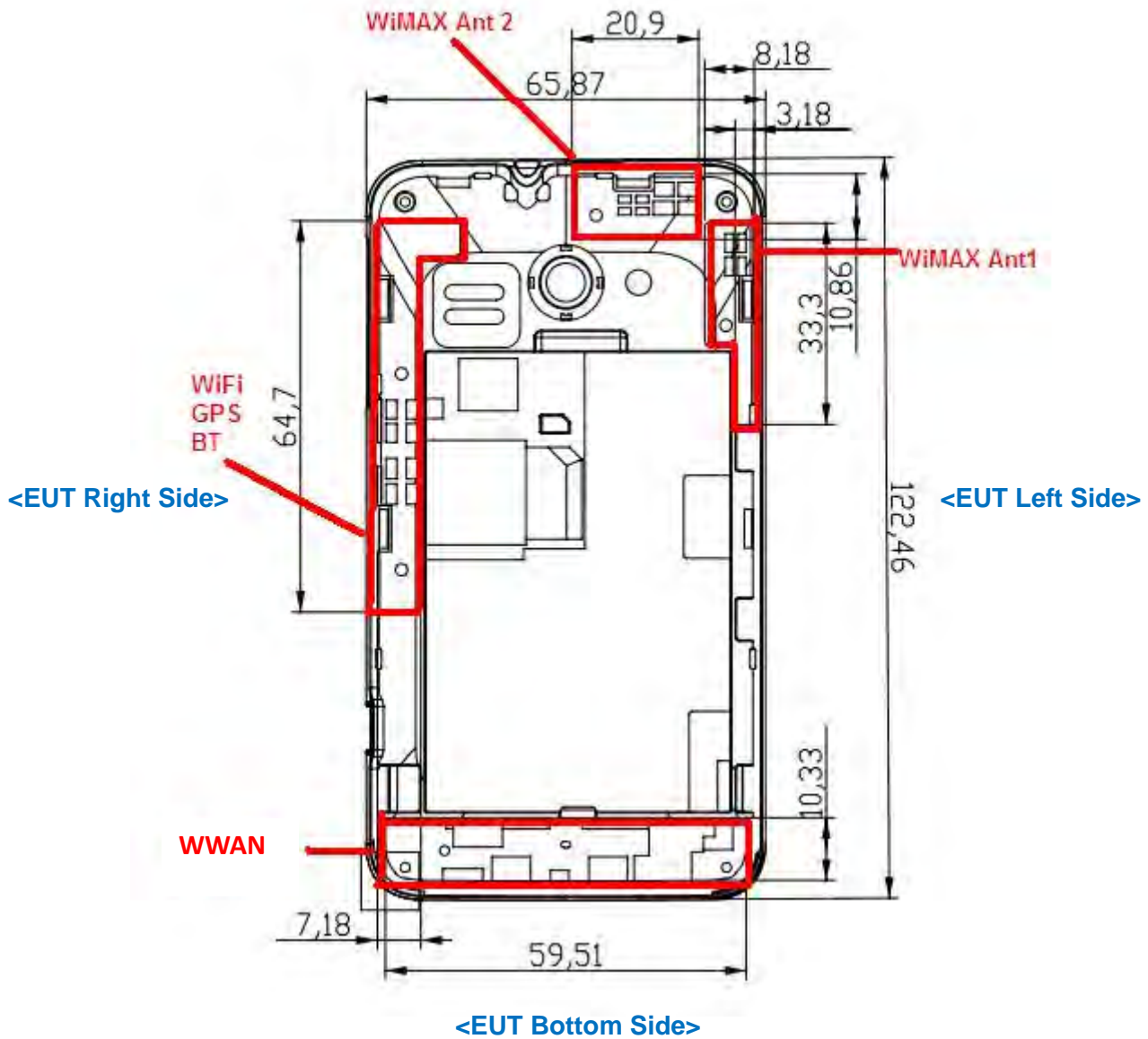
<Photographs of EUT>



FCC SAR Test Report

<Location of Antennas>

<EUT Top Side>



<EUT Bottom Side>

EUT Rear View

Since the SAR is required for antenna located within 25mm from edge, SAR testing for each antenna is listed as below.

WWAN : Front Face, Rear Face, Left Side, Right Side, Bottom Side

WLAN : Front Face, Rear Face, Right Side, Top Side


WiMAX : Front Face, Rear Face, Left Side, Top Side

FCC SAR Test Report


<Photographs of SAR Setup>




Right Cheek



Right Tilted



Left Cheek



Left Tilted



**Front Face of EUT with 1 cm Gap
(without Earphone)**



**Rear Face of EUT with 1 cm Gap
(without Earphone)**

FCC SAR Test Report



**Top Side of EUT with 1 cm Gap
(without Earphone)**




**Bottom Side of EUT with 1 cm Gap
(without Earphone)**



**Right Side of EUT with 1 cm Gap
(without Earphone)**



**Left Side of EUT with 1 cm Gap
(without Earphone)**



**Front Face of EUT with 1 cm Gap
(with Earphone)**



**Rear Face of EUT with 1 cm Gap
(with Earphone)**